


08652



(252)

**Report of the
Comptroller and Auditor General
of India**



**Union Government (Civil)
Autonomous Bodies
No. 38 of 2010-11**

Report No. 38 of 2010-11 Union Government (Civil) Autonomous Bodies

Presented to Lok Sabha
and Rajya Sabha on

Dated 5 AUG 2011

**Report of the
Comptroller and Auditor General
of India**

for the year ended March 2010

**Union Government (Civil)
Autonomous Bodies
No.38 of 2010-11**

CONTENTS

	Paragraph	Page
Preface		v
Overview		vii
CHAPTER I – GENERAL		
Annual accounts of autonomous bodies	1.1	1
Delay in presentation of audited accounts of Central autonomous bodies before both the Houses of Parliament	1.2	4
Utilisation Certificates	1.3	5
Results of certification of audit	1.4	6
CHAPTER II-MINISTRY OF EXTERNAL AFFAIRS		
Indian Council for Cultural Relations		
Undue favour to contractor	2.1	12
Irregular expenditure	2.2	13
CHAPTER III-MINISTRY OF HEALTH AND FAMILY WELFARE		
Department of Health		
All India Institute of Medical Sciences		
Avoidable payment of interest	3.1	15
CHAPTER IV – MINISTRY OF HUMAN RESOURCE DEVELOPMENT		
Department of Higher Education		
Dr. B.R. Ambedkar National Institute of Technology, Jalandhar		
Avoidable expenditure	4.1	16
Jamia Millia Islamia University		
Under-recovery of medical contribution	4.2	17
National Book Trust		
Penalty due to inaccurate assessment and delayed payment of licence fee	4.3	18
University of Hyderabad		
Undue favour to the contractor	4.4	19
Department of School Education and Literacy		
National Council of Educational Research and Training		
Avoidable extra expenditure on storage of obsolete books	4.5	20

Avoidable extra expenditure of ₹ 26.92 lakh	4.6	22
CHAPTER V – MINISTRY OF INFORMATION AND BROADCASTING		
Prasar Bharati		
Loss of revenue of ₹ 1.80 crore	5.1	24
Unfruitful expenditure	5.2	24
Loss of interest due to delay in investment	5.3	26
Avoidable payments to contractors	5.4	27
Avoidable payment of property tax	5.5	28
CHAPTER VI – MINISTRY OF LABOUR AND EMPLOYMENT		
Employees Provident Fund Organisation		
Unauthorised payment of enhanced Fixed Medical Allowance to pensioners	6.1	30
CHAPTER VII – MINISTRY OF MICRO, SMALL AND MEDIUM ENTERPRISES		
Indian Institute of Entrepreneurship, Guwahati		
Fraudulent withdrawal of government money	7.1	32
Khadi and Village Industries Commission		
Failure to pursue recovery of loan with interest	7.2	33
CHAPTER VIII – MINISTRY OF SHIPPING		
Chennai Port Trust and Visakhapatnam Port Trust		
Irregular expenditure on distribution of mementos	8.1	34
Chennai Port Trust		
Non-realisation of revenue	8.2	35
Loss of revenue of ₹ 73.88 lakh	8.3	37
Cochin Port Trust		
Loss of revenue	8.4	39
Jawaharlal Nehru Port Trust		
Improper planning in construction of road embankment resulted in idle investment	8.5	40
Kolkata Port Trust		
Time and cost overrun due to delay in decision	8.6	42
Avoidable extra expenditure	8.7	44
Mumbai Port Trust		
Loss of revenue	8.8	46
Recovery at the instance of audit	8.9	47

Recovery at the instance of audit	8.10	47
Under-recovery of labour charges	8.11	48
CHAPTER IX – MINISTRY OF YOUTH AFFAIRS AND SPORTS		
Rajiv Gandhi National Institute of Youth Development		
Irregular expenditure	9.1	50
CHAPTER – X		
Follow up action on Audit Reports-Summarised Position	10.1	52
Appendices		
I	Grants/loans released from 2005-06 to 2009-10 to Central autonomous bodies audited under Sections 19(2) and 20(1) of CAG's (DPC) Act, 1971	55
II	Grants/loans released from 2005-06 to 2009-10 to Central autonomous bodies audited under Sections 14(1) and 14(2) of CAG's (DPC) Act, 1971	80
III	List of bodies which submitted accounts after delays of over three months	97
IV	Arrears in submission of accounts for the period up to 2009-10	99
V	List of Autonomous Bodies in respect of which audited accounts had not been presented before the Parliament as on 31 December 2010	100
VI	Delay in presentation of audited accounts for the years 2006-07, 2007-08, 2008-09 and 2009-10 by autonomous bodies to the Parliament	103
VII	Outstanding utilisation certificates	104
VIII	Outstanding Action Taken Notes	115
Annexures		
I	List of autonomous bodies where internal audit was not conducted during the year 2009-10	117
II	List of autonomous bodies where physical verification of Fixed Assets was not conducted during the year 2009-2010	119
III	List of autonomous bodies where physical verification of Inventories was not conducted during the year 2009-2010	121
IV	List of autonomous bodies which did not make investment of provident fund balances as per the pattern of investment prescribed by the Ministry of Finance	123
V	List of autonomous bodies which are accounting grants on cash basis	124
VI	List of autonomous bodies which have not accounted for gratuity and other retirement benefits on the basis of actuarial valuation	125

VII	List of autonomous bodies which had not provided depreciation on fixed assets	126
VIII	List of autonomous bodies revised their accounts at the instance of Audit	127

PREFACE

This Report for the year ended 31 March 2010 has been prepared for submission to the President under Article 151 of the Constitution. The results of test audit of the financial transactions of the Central autonomous bodies under the various provisions of the Comptroller and Auditor General's (Duties, Powers and Conditions of Service) Act, 1971 are set out in this Report. This Report includes 34 paragraphs.

The audited organisations are autonomous bodies of varying character and discipline. These organisations are intended to perform certain specified services of public utility or to execute certain programmes and policies of the Government, essentially out of financial assistance from the Government. Such bodies and authorities include, Major Port Trusts, educational institutions and Prasar Bharati.

The cases mentioned in this Report came to notice in the course of test audit during the year 2009-2010.

OVERVIEW

General

Annual accounts of autonomous bodies

In 2009-10, there were 315 central autonomous bodies whose accounts were to be certified under Section 19(2) and 20(1) of the CAG's (DPC) Act 1971. Government of India released ₹ 35073.03 crore towards grants/loans to 262 central autonomous bodies during 2009-10. Information in respect of 11 central autonomous bodies was not furnished by the concerned ministries. Accounts for 2008-09 for 292 central autonomous bodies were to be made available for audit by 30 June 2009 and audited accounts were to be placed before the Parliament by 31 December 2009. Of these, accounts of 109 central autonomous bodies were submitted for audit within the stipulated time. The accounts of two central autonomous bodies were not submitted for audit by the concerned organisation as of December 2010.

(Paragraph 1.1)

Ministry of External Affairs

Indian Council for Cultural Relations (ICCR)

ICCR awarded the work of inaugural ceremony of "Festival of Russia in India" to a contractor at a cost of ₹ 55.05 lakh without following tendering process. The action of the Council thus resulted in undue favour to the contractor.

(Paragraph 2.1)

ICCR obtained approval of competent authority by including misleading information in the proposal submitted for approval for the publication of its journal, 'Africa Quarterly' resulting in irregular expenditure of ₹ 37 lakh during the period from February 2006 to December 2009.

(Paragraph 2.2)

Ministry of Health and Family Welfare

Department of Health

All India Institute of Medical Sciences (AIIMS)

AIIMS delayed due payment of ground rent for the land allotted to it by Land and Development Office on two occasions. This resulted in avoidable expenditure of ₹ 38.31 lakh towards interest paid due to belated payment of ground rent.

(Paragraph 3.1)

Ministry of Human Resource Development

Department of Higher Education

University of Hyderabad

University of Hyderabad suffered a loss of ₹ 2.21 crore due to extending undue benefit to the contractor by treating different works under one agreement as a composite project.

(Paragraph 4.4)

Department of School Education and Literacy

National Council of Educational Research and Training (NCERT)

NCERT failed to dispose of obsolete books within the stipulated time as per its weeding out policy. This resulted in incurring an extra expenditure of ₹ 1.41 crore by NCERT on hiring charges of godown space for the storage of these books.

(Paragraph 4.5)

Ministry of Information and Broadcasting

Prasar Bharati

Doordarshan failed to allot two vacant slots available under “Direct To Home” service of Doordarshan despite 38 requests pending from private channel providers. This led to a revenue loss of ₹ 1.80 crore.

(Paragraph 5.1)

Prasar Bharati failed to obtain the sanction of required staff before incurring expenditure on infrastructure for setting up of a local Radio Station at Dharampuri and this resulted in unfruitful expenditure of ₹ 82.20 lakh besides non-achievement of intended objective of broadcasting programmes of local events.

(Paragraph 5.2)

Prasar Bharati failed to timely re-invest fixed deposits amounting ₹ 1350 crore on maturity in five cases. This resulted in loss of interest of ₹ 51.09 lakh.

(Paragraph 5.3)

Ministry of Labour and Employment

Employees Provident Fund Organisation (EPFO)

The EPFO paid fixed medical allowance at enhanced rates to its pensioners in contravention of the Government's orders. This resulted in an excess expenditure of ₹ 24.48 lakh.

(Paragraph 6.1)

Ministry of Micro, Small and Medium Enterprises

Indian Institute of Entrepreneurship

Government money of ₹ 24.51 lakh was withdrawn fraudulently by withdrawing excess money over and above the sanctioned amount by altering the figures of passed bills during 2005-06 and 2006-07 due to lack of effective internal control mechanism in the Indian Institute of Entrepreneurship.

(Paragraph 7.1)

Khadi and Village Industries Commission (KVIC)

KVIC did not pursue recovery of loan of ₹ 2.02 crore outstanding for nine years resulted in blockage of funds besides postponement of recovery of interest of ₹ 90.89 lakh.

(Paragraph 7.2)

Ministry of Shipping

Chennai Port Trust (ChPT) and Visakhapatnam Port Trust (VPT)

ChPT and VPT incurred irregular expenditure of ₹ 7.56 crore on distribution of mementos to their employees, pensioners and others violating the instructions of the Government.

(Paragraph 8.1)

Chennai Port Trust (ChPT)

ChPT did not execute agreement with Dredging Corporation of India for engaging its floating crane for salvage operation and belatedly raised claim for hire charges of ₹ 3.07 crore resulting in non-realisation of revenue for more than three years and loss of interest of ₹ 80.59 lakh thereon.

(Paragraph 8.2)

Cochin Port Trust (CPT)

Cochin Port Trust failed to include the pre-stage operations conducted at the additional land allotted to the licensee as a part of project facilities and

services under existing license agreement. This resulted in loss of revenue of ₹ 2.53 crore due to non sharing of revenue earned by the licensee through pre-stage operations.

(Paragraph 8.4)

Jawaharlal Nehru Port Trust (JNPT)

JNPT constructed two incomplete road embankments at a cost of ₹ 5.32 crore before constructing the connecting evacuation road which did not serve the intended objective of easing traffic congestion at “Y” junction of the port. Improper planning resulted in an idle investment of ₹ 5.32 crore.

(Paragraph 8.5)

Kolkata Port Trust (KoPT)

The unjustified delays led to award of the work of replacing two existing Stacker-cum-Reclaimer tracks to the same contractor after 22 months due to which KoPT had to incur an avoidable cost escalation of ₹ 2.05 crore

(Paragraph 8.6)

Mumbai Port Trust (MbPT)

Despite authorization from Municipal Corporation of Greater Mumbai on the basis of three *per cent* commission on gross collection, MbPT failed to act as an agent of Municipal Corporation of Greater Mumbai for the collection and remittance of Octroi on the import of goods cleared through them, resulted in avoidable loss of revenue of ₹ 64.07 crore.

(Paragraph 8.8)

Ministry of Youth Affairs & Sports

Rajiv Gandhi National Institute of Youth Development

Rajiv Gandhi National Institute of Youth Development continued to pay House Rent Allowance and City Compensatory Allowance to its employees at Chennai rates even after the Institute was shifted to Sriperumbudur, an unclassified town which resulted in irregular excess expenditure of ₹ 67.11 lakh.

(Paragraph 9.1)

CHAPTER I : GENERAL

1.1 Annual accounts of autonomous bodies

1.1.1 Grants and loans released to Central autonomous bodies

Bodies established by or under law made by the Parliament and containing specific provisions for audit by the Comptroller and Auditor General of India are statutorily taken up for audit under Section 19(2) of the Comptroller and Auditor General's (Duties, Powers and Conditions of Service) Act 1971 (Act). Audit of other organisations (corporations or societies) is entrusted to the Comptroller and Auditor General of India in public interest under section 20(1) of the Act *ibid*. The nature of audit conducted under these provisions is certification of annual accounts as well as value for money audit. Besides, Central autonomous bodies, which are substantially financed by grants/loans from the Union Government, are audited by the Comptroller and Auditor General of India under the provisions of Section 14(1) and 14(2) of the Act *ibid*. Audit under these provisions is in the nature of value for money audit.

During 2009-10, the Ministries of the Union Government released grants/loans aggregating ₹ 40645.71 crore to 487 autonomous bodies. Of these, the Comptroller and Auditor General of India was the sole auditor in respect of 262 autonomous bodies to whom grants/loans aggregating ₹ 35073.03 crore were released during 2009-10. The details are given in **Appendix – I**. The Comptroller and Auditor General was also the sole auditor of another 42 Central autonomous bodies to whom no grant or loan was released during 2009-10. Information in respect of 11 bodies was not furnished by the concerned Ministries (**Marked at * in Appendix - I**).

As per the information furnished by various Ministries, grants/loans aggregating ₹ 5572.68 crore were released to 225 bodies during 2009-10 whose financial/certification audit was entrusted to private auditors. The details are given in **Appendix – II**. The compliance and performance audits of these bodies are the responsibility of the Comptroller and Auditor General of India.

The share of total central assistance released to all Central autonomous bodies in the form of the grant-in-aid out of the gross budgetary support made to the civil ministries /departments ranged from 0.55 *per cent* to 1.06 *per cent* during the last five years ending 31 March 2010 as shown in the table below:

Year	Amount of total central assistance to CAB during the year (Rupees in crore)	Gross Budgetary Support ¹ (Rupees in crore)	Percentage of central assistance to CABs with reference to gross budgetary support
2005-06	16189.34	1523189.46	1.06
2006-07	11500.49	2085164.02	0.55
2007-08	20057.54	2445865.08	0.82
2008-09	28397.88	3220867.31	0.88
2009-10	40495.41	4356312.43	0.93

It may be seen from the above table that while the amount of Central assistance to Central autonomous bodies as a percentage of the total gross budgetary support recorded a considerable decrease from 1.06 per cent in the year 2005-06 to 0.55 per cent in the year 2006-07, it registered an increasing trend in the years 2007-08 to 2009-10 when it increased from 0.82 per cent in the year 2007-08 to 0.93 per cent in the year 2009-2010.

Further analysis of the central assistance released to the Central autonomous bodies during the last five years, revealed that five Central autonomous bodies received grants of five per cent or more in each case of the total central assistance to all Central autonomous bodies as given in the following table:

Year	Total central assistance to all Central Autonomous Bodies (Rupees in crore)	Amount of Central assistance to the Central Autonomous Body (Rupees in crore)					Percentage of assistance to the Body with reference to the total central assistance to all Central Autonomous Bodies				
		ICAR	UGC	PB	CSIR	NVS	ICAR	UGC	PB	CSIR	NVS
2005-06	16189.34	1839.00	1176.61	1078.02	1453.49	721.85	11.36	7.28	6.66	8.98	4.46
2006-07	11500.49	2174.59	1321.33	1133.68	1522.82	8.19	18.91	11.49	9.86	13.24	0.07
2007-08	20057.54	2230.43	1836.34	1093.27	1863.70	1104.80	11.12	9.16	5.45	9.29	5.51
2008-09	28397.88	2870.47	2514.00	1218.94	2356.20	1549.87	10.11	8.85	4.29	8.30	5.46
2009-10	40495.41	3242.32	3195.91	1440.71	2666.44	1676.20	8.00	7.89	3.56	6.58	4.14
Total	116640.66	12356.81	10044.19	5964.62	9862.65	5060.91					
Grand Total		43289.18									
Percentage of total assistance to five ABs with reference to the total central assistance to all ABs		37.11									

It may be seen from the table that the aforesaid five Central autonomous bodies alone had availed 37.11 per cent of the total central assistance to all the Central autonomous bodies during the last five years ending 31 March 2010.

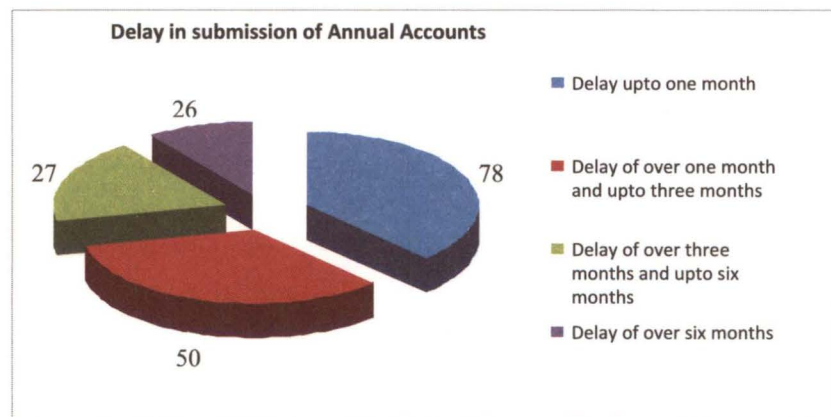
¹ Source: Appropriation accounts – Union Government (Civil) for the respective years

It was further observed that out of the total grant of ₹ 43289.18 crore during the years 2005-06 to 2009-10, the unspent balance at the end of the respective years was ranging from ₹ 48.50 crore to ₹ 584.07 crore.

1.1.2 Delay in submission of accounts by Central autonomous bodies

The Committee on Papers Laid on the Table of the House recommended in its First Report (5th Lok Sabha) 1975-76 that after the close of the accounting year every autonomous body should complete its accounts within a period of three months and make them available for audit and that the Reports and the audited accounts should be laid before the Parliament within nine months of the close of the accounting year.

For the year 2008-09, audit of accounts of 292 Central autonomous bodies was to be conducted by the Comptroller and Auditor General of India. Out of these, the accounts of 109 autonomous bodies only, were made available for audit within the prescribed time after the close of the financial year. While the accounts of two autonomous bodies were not submitted as of December 2010, the accounts of 181 autonomous bodies were furnished after the due date as indicated in the following chart:



The details of autonomous bodies whose accounts were delayed beyond three months and those in respect of which accounts were not received as of December 2010 are given in **Appendix - III**.

1.1.3 Arrears in submission of accounts

Two autonomous bodies have not submitted their accounts for several years ranging between four and twenty years (**Appendix - IV**).

Due to non-submission of accounts and audit, it would not be possible to provide reasonable assurance as to whether:

- Grants received, if any were utilized in accordance with the prescribed rules for the intended purpose;
- receipts were correctly assessed, received and accounted for;
- a proper system was in place for investment of surplus funds and unspent balances;
- creation of liabilities was legitimate and provisions were made for all known liabilities and losses;
- assets and other resources were in existence; and
- accounting records were accurate and complete.

This would indicate lack of financial reporting system and lack of control over these autonomous bodies.

Thus, non-submission of accounts by the autonomous bodies not only contravened the provisions of the Act but was also fraught with the possibility of fraud and mismanagement.

1.2 Delay in presentation of audited accounts of Central autonomous bodies before both the Houses of Parliament

The audited accounts of Central autonomous bodies audited by the Comptroller and Auditor General of India are required to be presented to Parliament within nine months i.e. by 31 December of the following financial year. The Committee on Papers Laid on the table of the House, in its First Report (1975-76), had recommended that the audited accounts of the autonomous bodies be laid before the Parliament within nine months of the close of the accounting year.

Review of the status of laying of the audited accounts before the Parliament disclosed as under:

Year of account	Total number of bodies for which audited accounts were issued but not presented to Parliament	Total number of audited accounts presented after due date
2008-09	12*	29**
2009-10	80	2

* includes 1 case of 2006-07 and 4 cases of 2007-08

**includes 2 cases of 2006-07 and 8 cases of 2007-08

It would, thus, be seen that a large number of audited accounts had not been placed before the Parliament within the prescribed time.

Statements containing the names of autonomous bodies, whose audited accounts had not been laid/laid after due dates before Parliament are included in **Appendix – V** and **Appendix – VI**.

1.3 Utilisation Certificates

As per Financial Rules, certificates of utilization of grants in respect of grants released to statutory bodies/organizations are required to be furnished within 12 months from the closure of the financial year by the bodies/organizations concerned. Ministry/Department-wise details indicating the position of the total number of 31243 outstanding utilization certificates involving an amount of ₹ 25272.94 crore in respect of grants released up to March 2009 due by March 2010 (after 12 months of the financial year in which the grants were released) are given in **Appendix - VII**. Ministry of External Affairs, Ministry of Social Justice and Empowerment, Ministry of Railways, Ministry of Culture, Ministry of Home Affairs, Ministry of Women and Child Development, Ministry of Development of North-Eastern Region and Dadar & Nagar Haveli Administration did not furnish the information of outstanding utilization certificates.

Out of the total number of 11623 utilisation Certificates amounting to ₹ 20767.57 crore awaited from 10 major Ministries /Department at the end of March 2010, 7855 certificates amounting to ₹ 6591.29 crore related to grants released up to March 2008 as shown below:

Utilisation Certificates outstanding as on 31 March 2010

(Rupees in crore)

Sl. No.	Ministry/Department	For the period ending March 2009		For the period ending March 2008	
		Number	Amount	Number	Amount
1.	Family Welfare	1767	6751.10	1407	2540.55
2.	Health	2508	3496.42	1630	1301.10
3.	Agriculture	919	2333.01	468	340.06
4.	Rural Development	955	1713.63	196	207.19
5.	Textiles	1601	1463.54	1401	96.56
6.	Commerce	252	1252.23	93	354.28
7.	Panchayati Raj	96	1249.09	52	233.62
8.	Department of Secondary Education and Literacy	1373	1049.49	1308	590.86
9.	Information Technology	578	827.03	407	657.67
10.	AYUSH	1574	632.03	893	269.40
	Total	11623	20767.57	7855	6591.29

1.4 Results of certification of audit

Separate Audit Reports for each of the autonomous bodies audited under Section 19(2) and 20(1) of the Comptroller and Auditor General's (Duties, Powers and Conditions of Service) Act, 1971 are appended to the certified final accounts required to be tabled by Ministries in the Parliament. Some of the important comments which were issued to the central autonomous bodies/ Ministries concerned are stated below:

1.4.1 General comments:

- (a) Internal audit of 58 autonomous bodies as per **Annexure - I** was not conducted for the year 2009-2010.
- (b) Physical verification of the Fixed Assets of 83 autonomous bodies as per **Annexure - II** has not been conducted during the year 2009-2010.
- (c) Physical verification of the inventories of 62 autonomous bodies as per **Annexure - III** has not been conducted during the year 2009-2010.
- (d) 28 autonomous bodies as per **Annexure - IV** have not made investment of provident fund balances as per the pattern of investment prescribed by the Ministry of Finance.
- (e) 18 autonomous bodies as per **Annexure - V** are accounting for the grants on realization/cash basis which is inconsistent with the common format of accounts prescribed by the Ministry of Finance.
- (f) 41 autonomous bodies as per **Annexure - VI** have not accounted for gratuity and other retirement benefits on actuarial valuation basis
- (g) No Depreciation on fixed Assets has been provided by 22 autonomous bodies as per **Annexure - VII**.
- (h) 18 autonomous bodies have revised their accounts as a result of audit as per **Annexure - VIII**.

1.4.2 Significant observation on the accounts of individual central autonomous bodies

(a) Chennai Port Trust

Statutory Reserve - ₹ 911.62 crore

- (i) The Government had directed the Port to set up two statutory reserves viz. Capital Asset Replacement Reserve and Reserve for Development, Repayment of Loans & Contingencies with a minimum contribution of three *per cent* of Capital Employed in each reserve. The three *per cent* of the Capital

Employed for the year works out to ₹ 57.62 crore where as the amount transferred to the statutory reserves was ₹ 45.00 crore each which had resulted in short provisions of ₹ 25.24 crore (₹ 12.62 crore x 2) to the above statutory reserves.

Current liabilities & Provisions - ₹ 2185.62 crore

(ii) As per actuarial valuation, the Gratuity Fund Corpus should be ₹ 207.38 crore against which Port has provided a liability of ₹ 136.07 crore as on 31 March 2010. This has resulted in understatement of Gratuity Fund and overstatement of Profit by ₹ 71.31 crore.

(iii) Port has not got done the actuarial valuation of the earned leave encashment liability in contravention of Accounting Standard 15.

Income

Port and Dock Charges - ₹ 195.97 crore

(iv) The above is understated by ₹ 4.54 crore due to non-transfer of port and dock charges (including pilotage) to Income account from "Deposits from Merchants, Contractors and Others" on accrual basis though the services to that extent have been completed before 31 March 2010 and the vessels were sailed out before that date and the final bills were prepared before approval of the Balance Sheet by the Board. This has resulted in overstatement of Deposits from Merchants, Contractors and Others by ₹ 4.54 crore and understatement of Profit before tax to that extent.

(b) Cochin Port Trust

Capital Work in Progress - ₹ 128.38 crore

(i) This is overstated by ₹ 15.66 crore due to non-capitalization of works which had been completed and put to use two to four years back. Non capitalization also resulted in short provision for depreciation for the year ₹ 72.45 lakh and accumulated depreciation by ₹ 2.75 crore with resultant understatement of loss for the year and accumulated loss by ₹ 72.45 lakh and ₹ 2.75 crore respectively.

Loan and Advances - ₹ 164.60 crore

(ii) This included ₹ 2.54 crore representing aggregate of advances granted to various Heads of Department for procuring materials/for specific activities and remaining unadjusted for more than 15 years for which no details are

available. Suitable adjustment should have been made to charge off the amount as expenditure under relevant heads of account.

(c) Kandla Port Trust

Fixed Assets - ₹ 729.73 crore

Fixed assets were overstated by ₹ 6.14 crore due to non-adjustment of cost of assets which have outlived their life and declared unserviceable.

(d) Kolkata Port Trust

Sundry Debtors - ₹ 1649.10 crore

(i) An amount of ₹ 3.49 crore was lying unadjusted in the head DPR fish harbour project at Roychowk under current assets for more than five years. This amount is stated to be recoverable from the Ministry of Agriculture, Govt. of India. However, Ministry of Agriculture had denied the liability. This amount should have been written off from the accounts. This has resulted in overstatement of sundry debtors by ₹ 3.49 crore and overstatement of profits to the same extent.

Expenditure - ₹ 1057.97 crore

(ii) An expenditure of ₹ 4.33 crore incurred for items of normal repairs has been shown as capital expenditure instead of revenue expenditure. This has resulted in understatement of revenue expenditure and overstatement of capital expenditure by ₹ 4.33 crore each.

(e) Mumbai Port Trust

Operating Income - ₹ 895.14 crore

The above did not include welfare charges amounting to ₹ 5.36 crore receivable from Hindustan Petroleum Corporation Limited (HPCL) relating to the period 2009-10. This had resulted into understatement of sundry debtors as well as Operating Income for the year by ₹ 5.36 crore.

(f) New Mangalore Port Trust

Pension Fund - ₹ 2.99 crore

According to the actuarial valuation done by the Life Insurance Corporation of India, there was a deficit of ₹ 4.34 crore in the Pension Fund as on 31 March 2010. As per AS-15, the entire deficit should have been provided in the books of account. This violation had resulted in short provision of ₹ 4.34 crore and

understatement of Finance and Miscellaneous expenditure and overstatement of net Surplus to the same extent.

(g) Tuticorin Port Trust

Expenditure

Contribution to Pension Fund and Gratuity Fund - ₹ 15.00 crore

The above head is under stated by ₹ 73.36 crore due to contribution of lesser amount than the actuarial valuation to Pension Fund (₹ 72.01 crore) and Gratuity Fund (₹ 1.354 crore). This has resulted in over statement of Net surplus before tax by ₹ 73.36 crore.

(h) Visakhapatnam Port Trust, Visakhapatnam

Sundry Creditors – ₹ 2.98 crore

(i) The Port had transferred an amount of ₹ 4.86 crore to Miscellaneous Receipts from Sundry Creditors inflating the income on the plea that these amounts represent incorrect DRRs which remained unclaimed for three years. The transfer was not supported by adequate evidence linking to original transactions. But for this injudicious transfer the port accounts would have depicted a net loss of over ₹ 3.00 crore instead of net profit.

Cargo Handling and Storage Charges - ₹ 132.62 crore

(ii) A Capital expenditure on design, manufacture, supply, erection and commissioning of one set of Apron Feeder for wagon tippler-150 at IOHP amounting to ₹ 1.65 crore was booked as revenue expenditure resulted in overstatement of above head, understatement of Fixed Assets and understatement of Net Surplus by ₹ 1.65 crore. Depreciation is understated by ₹ 8.23 lakh with corresponding overstatement of Net Surplus by equal amount.

(i) Insurance Regulatory and Development Authority

IRDA Fund - ₹ 8.93 lakh

The Insurance Regulatory and Development Authority Act, 1999 provides that all Government grants, fees and charges received by the Authority be credited to the Insurance Regulatory and Development Authority (IRDA) Fund after meeting its day-to-day expenses. The Authority showed surplus accumulated balances of ₹ 550.57 crore under the head "Surplus and Funds" instead of "IRDA Fund". This resulted in understatement of IRDA Fund to the extent of ₹ 550.57 crore and overstatement of Surplus and Funds.

(j) Employees State Insurance Corporation

Medical Benefit – ₹ 1626.93 crore

(i) This included ₹ 18.07 crore on account of purchase of medical equipment, inspection charges for establishment of its own medical colleges and related expenditure. This expenditure was of capital nature and the same should have been capitalized. This has resulted in understatement of Fixed Assets and overstatement of revenue expenditure by ₹ 18.07 crore.

(ii) The above also included ₹ 3.78 crore being cost of computers, furniture, office equipment etc. purchased during the year. Since this expenditure is of capital nature the same should have been capitalized. This has resulted into overstatement of administrative expenditure and understatement of fixed assets by ₹ 3.78 crore each.

(k) The Jute Manufactures Development Council

Current Assets - ₹ 41.77 crore

The Council under the project of JTM had incurred an expenditure of ₹ 7.64 crore as Working capital (75 per cent of the total working capital as per agreement) for establishment of Centre of Jute Machinery Development (CJMD), for a private company through Public Private Partnership. As per the agreement working capital would be recovered from the sale for the machinery developed. Since the amount was recoverable it should have been shown as Loan or Advance. However, the Council booked whole expenditure under the head 'Expenditure under JTM Scheme-Machinery Development'. This had resulted in understatement of Current Assets and as well as Capital Funds by ₹ 7.64 crore.

(l) Employees Provident Fund Organization

Interest suspense Account (Schedule VI) - ₹ 16998.78 crore

(i) The above include total amount of ₹ 4671.83 crore available for crediting into EPF subscribers accounts as on 31 March 2010. However, it was observed that interest on 4.72 crore members' accounts were yet to be credited and were pending as on 31 March 2010. The actual interest liability on 4.72 crore pending accounts was not ascertainable. In the absence of the same the adequacy of above balance of ₹ 4671.83 crore to meet the future interest liability for pending accounts cannot be verified in audit.

Annual valuation:

(ii) As per paragraph 32 of Employees Pension Scheme 1995, the Union Government is required to get annual valuation of the Employees' Pension Fund conducted by a Valuer appointed by it. The valuation report as on 31 March 2006 received from Valuing Actuary had not yet been adopted by the Central Board/Central Government and the annual valuation for the year 2007-08, 2008-09 and 2009-10 was yet to be conducted.

(m) Maulana Azad National Urdu University

Fixed Assets - ₹ 46.88 crore

Building worth ₹ 16.54 crore completed by CPWD and handed over to University was not capitalized pending receipt of final cost incurred by CPWD despite the fact that they were put to use before 31 March 2010.

(n) Export Inspection Agency

General

A mention was made in the Separate Audit Report for the year 2008-09 that EIA, Kolkata was incurring more than its income which has resulted in accumulation of Excess of Expenditure over Income amounting to ₹ 61.87 crore. The process by which this amount would be written off had neither been decided nor the fact thereof disclosed in the Accounts. Though the accumulation of excess of expenditure over income amounting to ₹ 67.58 crore was shown in the year 2009-10, the Agency neither took any action, by declaring the process by which this amount would be written off, nor disclosed the fact in the Accounts.

CHAPTER II : MINISTRY OF EXTERNAL AFFAIRS

Indian Council for Cultural Relations

2.1 Undue favour to contractor

The Indian Council for Cultural Relations awarded the work of inaugural ceremony of "Festival of Russia in India" to a contractor at a cost of ₹ 55.05 lakh without following tendering process.

The Indian Council for Cultural Relations (Council) organized (February 2008) an inaugural ceremony of "Festival of Russia in India" at the Purana Quila in Delhi. The work of stage set up, hiring of water tank, providing general lighting etc. for the ceremony was verbally awarded to M/s Modern Stage Services Pvt. Ltd. (Contractor) at a cost of ₹ 55.05 lakh. The Contractor started the work (February 2008) as per directions of the Council and demanded 50 *per cent* as advance payment. The Council paid ₹ 14.70 lakh as advance payment to the Contractor in February 2008 and the remaining amount was paid in March 2008.

Audit scrutiny revealed the following irregularities :

- I. The Council awarded the work without following tendering process which was in contravention to General Financial Rules (GFR).
- II. The Council did not execute a formal contract agreement with the Contractor clearly specifying its requirements, terms and conditions as stipulated in GFR.
- III. The Council paid ₹ 14.70 lakh to the Contractor as advance without taking precaution to safeguard government money in the form of bank guarantee from the Contractor as required under GFR.
- IV. The Council released final payment to the Contractor despite objections raised by the Finance & Accounts wing of the Council. The Finance & Accounts wing of the Council observed irregularities in the matter and advised the Council to seek the concurrence of the Additional Secretary (FA) of the Ministry. However, the Council made payment to the Contractor without referring the matter to the AS (FA).
- V. The invoice did not contain details of the material/services provided by the Contractor and rates charged there against. In the absence of item-

wise rates the reasonableness of the amount charged by the Contractor could not be ascertained in audit.

The Council stated (February 2009) that "Festival of Russia in India" was a very highly prestigious event and M/s. Modern Stage Services Pvt. Ltd. was the only agency empanelled and doing such big events for the Council. It further stated that there was no basis for referring the matter to AS (FA) as the Council is an autonomous institution and payment was within delegation of financial powers.

The reply is not acceptable as awarding work on the basis of past experience is not in consonance with GFR which stipulates that all government purchases should be made in a transparent, competitive and fair manner to secure best value for money. Further, AS (FA) of the Ministry happens to be the Financial Advisor of the Council and there was no question of breach of autonomy of the Council in obtaining his advice.

The matter was reported to the Ministry in November 2010; their reply was awaited as of February 2011.

2.2 Irregular expenditure

Indian Council for Cultural Relations obtained approval of competent authority by including misleading information in the proposal for work of publication of its journal, 'Africa Quarterly' to a private firm resulting in irregular expenditure of ₹ 37 lakh during the period from February 2006 to December 2009.

Indian Council for Cultural Relations (Council) signed (September 2005) a Memorandum of Understanding (MOU) with a private firm for generation of content, design and publication of 'Africa Quarterly', a premier publication brought out by Council at a cost of ₹ 10 lakh *per annum*. As per the proposal of Director General of the Council submitted (May 2005) to Vice-President of the Council for approval, the publisher was to generate revenue through mobilisation of advertisements for the journal and sale. It was proposed that the firm would lift 50 *per cent* of the printed copies at an introductory price of ₹ 50 per copy. The revenue earned was to be shared equally between the Council and the firm.

Audit scrutiny revealed that the terms and conditions relating to mobilization of revenue through advertisements and sale of journal were not included in the MOU signed with the firm. Non-inclusion of such terms and conditions resulted in not only financial loss to the Council but undue benefit to the firm

also. Further, the Council signed the MOU for a period of three years in contravention of the decision taken by Foreign Secretary/Vice-President of the Council (June 2005) wherein it was stipulated that the proposal would be for a trial period of one year and advised to review the situation after a year. However, the Council continued the MOU with the firm and a payment of ₹ 37 lakh had been made during the period from February 2006 to December 2009 on this account.

While admitting the discrepancy, the Management stated (August 2009) that the initial proposal for sharing the revenue and marketing the publication, as originally envisaged, was never implemented since no formal proposal was made by the firm. The proposal to include advertisement as well as to market the journal on a commercial basis and to share revenue was discussed verbally by the firm with the Council. It further stated that the services of the firm were continued as the Council was satisfied with the quality of the publication.

The reply of the Management is not acceptable as including the terms and conditions regarding mobilising advertisement, sale of journal and sharing the revenue in the proposal for approval without formal proposal from the firm, misled the competent authority. Obtaining the approval of competent authority on misleading information and non-implementation of approved proposal in toto has rendered the approval as void. Thus, incurring expenditure of ₹ 37 lakh by the Council against such approval resulted in irregular expenditure.

The matter was reported to the Ministry in November 2010; their reply was awaited as of February 2011.

CHAPTER III : MINISTRY OF HEALTH AND FAMILY WELFARE

Department of Health

All India Institute of Medical Sciences

3.1 Avoidable payment of interest

All India Institute of Medical Sciences delayed payment of ground rent for the land allotted to it, which resulted in avoidable expenditure of ₹ 38.31 lakh towards interest.

The Land and Development office (LDO), Ministry of Works and Housing (now Ministry of Urban Development) allotted (August 1985) 16.5 acre of land to the Ministry of Health and Family Welfare for setting up a centralised accident and trauma centre under the aegis of All India Institute of Medical Sciences (AIIMS). Possession of 14.41 acres of land was handed over to the Ministry in January 1986 which was subsequently transferred in the name of AIIMS in November 1993. Consequent to transfer of land to AIIMS, LDO demanded (November 1993) annual ground rent of ₹ 7.25 lakh. AIIMS agreed to the demand of the LDO and deposited (December 1993) ₹ 7.25 lakh towards ground rent for the year 1993-94.

Audit observed that after 1993, AIIMS did not pay the ground rent. Consequently, the LDO raised (December 2001) a demand of ground rent amounting to ₹ 50.72 lakh for last seven years and the same was paid by AIIMS in December 2001. Thereafter, AIIMS again defaulted in making payment of ground rent on time. Consequently, the LDO raised (October 2002 and June 2009) demands for interest also for belated payment of ground rent. Though, AIIMS requested (October 2002) the LDO for waiver of interest on the grounds of non-availability of terms and conditions/lease agreement which was not agreed to and it had to pay (February 2010) an amount of ₹ 38.31 lakh towards interest for belated payment of ground rent. This resulted in avoidable expenditure on account of payment of interest.

AIIMS stated (December 2010) that the amount demanded by the LDO was deposited as per the direction of the Ministry.

The reply is not acceptable as the land was transferred in the name of AIIMS on the condition of payment of annual ground rent which was duly agreed by it. Had the timely payment of committed liability been made by AIIMS payment of interest of ₹ 38.31 lakh could have been avoided.

The matter was reported to the Ministry in November 2010; their reply was awaited as of February 2011.

**CHAPTER IV : MINISTRY OF HUMAN RESOURCE
DEVELOPMENT**

Department of Higher Education

Dr. B.R. Ambedkar National Institute of Technology, Jalandhar

4.1 Avoidable expenditure

Dr. B. R. Ambedkar National Institute of Technology, Jalandhar had been paying electricity duty to Punjab State Electricity Board despite its exemption on account of it being an establishment of the Central Government. The Institute paid ₹ 37.78 lakh during April 2004 to October 2009 on this account which was avoidable.

According to Article 287 of the Constitution of India, no law of a State should impose or authorize the imposition of tax on the consumption or sale of electricity (whether produced by a Government or other persons) which is consumed by the Government of India or sold to the Government of India for consumption by that Government. Further, Section 3(3)(a) and (b) of the Punjab Electricity Duty Act, 1958 also provides that offices and works of Central Government are exempted from the levy of electricity duty.

Audit scrutiny (January 2009) revealed that the Punjab State Electricity Board had been charging electricity duty (duty) on the electricity consumed by Dr. B.R. Ambedkar National Institute of Technology, Jalandhar. Though the Institute was exempted to pay the duty being an establishment of the Central Government, the Management failed to check the correctness of bills and paid electricity bills, including the duty which could be avoided. A test check of records revealed that the Institute paid ₹ 37.78 lakh to the Punjab State Electricity Board during April 2004 to October 2009 on account of electricity duty which was avoidable.

On this being pointed out by audit, the Institute took up (October 2009) the matter with the Punjab State Electricity Board for exemption of the duty.

The Institute stated (December 2010) that it had been exempted from payment of the duty from September 2009 and refund of the duty already paid prior to that period was yet to be received.

The matter was reported to the Ministry in August 2009; their reply was awaited as of February 2011.

Jamia Millia Islamia University

4.2 Under-recovery of medical contribution

Non-adoption of CGHS rates of medical contribution effective from 1 June 2009, for recovery of medical contribution from its beneficiary employees as per Jamia Medical Attendance Rules, Jamia Millia Islamia (JMI) suffered a revenue loss of ₹ 44.95 lakh due to under-recovery of medical contribution.

Jamia Medical Attendance Rules provides medical contribution by the beneficiary employees at par with the rates being charged by Central Government Health Scheme (CGHS) from the Central Government Employees from time to time for availing medical facilities. Accordingly, JMI was charging medical contribution from its beneficiary employees applicable as per Government of India's orders dated 20 May 1994. After implementation of the sixth pay commission, the Government of India revised the rates of monthly contribution for availing CGHS facilities by Central Government Employees effective from 1 June 2009.

Audit scrutiny revealed that despite upward revision of rates for medical contribution, JMI was charging the medical contribution from its 1676 beneficiary employees at old rates. Although, the issue was deliberated by the Academic Council of JMI in their Resolution No. 7 on 5 April 2010 wherein it was decided to obtain information from other sister universities in Delhi regarding the rates being charged by them, it, however, continued to charge medical contribution from its employees at old rates. As such, against the total contribution of ₹ 84.53 lakh recoverable at revised rates from these beneficiary employees during the period June 2009 to November 2010, JMI recovered ₹ 39.58 lakh at old rates resulting in under-recovery of medical contribution by ₹ 44.95 lakh.

Thus, due to non-implementation of the revised rates of medical contribution, JMI, not only suffered a loss of ₹ 44.95 lakh on account of under-recovery of medical contribution, but also deviated from the provisions of its own Medical Attendance Rules.

While accepting the audit observation (June 2010), JMI stated (December 2010) that the matter was under consideration of their Executive Council.

The matter was referred to the Ministry in August 2010; their reply was awaited as of February 2011.

National Book Trust

4.3 Penalty due to inaccurate assessment and delayed payment of licence fee

National Book Trust paid penalty of ₹ 30.51 lakh to Indian Trade Promotion Organisation due to improper planning and non-adherence to the terms and conditions of allotment of space for holding 18th New Delhi World Book Fair in February 2008.

In order to organize the 18th New Delhi World Book Fair, a regular biennial mega international event, proposed to be held on 2 to 10 February 2008, National Book Trust (NBT) requested (July 2005) India Trade Fair Organisation (ITPO) to reserve an approximate space of 40000 sq mtrs in Hall Nos. 1 to 14 of the Pragati Maidan along with related facilities for the period from 29 January to 11 February 2008. Accordingly, ITPO earmarked (January 2006) space of about 47810 sq mtrs in Hall Nos. 1 to 14 at the rates ranging from ₹ 72 to ₹ 171 per sq mtr per day. Against the total invoice value of ₹ 10.44 crore, ITPO demanded an advance licence fee of ₹ 52 lakh (five *per cent*) by 15 January 2006 which the NBT deposited on 31 March 2006. NBT finally hired a total space measuring 45692.70 sq mtrs for a period ranging from 9-14 days.

As per terms of booking, the licence fee was to be paid as per schedule¹, failing which an additional three *per cent* service charge was to be levied on the due amount for the period from due date and the actual date of payment. For cancellation/surrender of booked space, a penalty in the range of two to 100 *per cent* (depending upon the notice period calculated from the commencement of tenancy period) was leviable.

Audit examination revealed that NBT failed to adhere to the time schedule and made delayed payments due to which ITPO levied penalty of ₹ 20.98 lakh². Besides, NBT also reduced tenancy periods from two to three days in Hall Nos. 7 to 14 and surrendered Mezz of Hall Nos. 2 and 5 subsequently due to inaccurate assessment of requirement of space for which it had to pay penalty amounting to ₹ 9.53 lakh.

NBT stated (May 2009) that it had projected budgetary support of ₹ 3.50 crore in the non-plan budget of 2007-08 for the book fair but there was a delay in

¹(i) three *per cent* of total licence fee on allotment, (ii) five *per cent* of total licence fee - 12 months before the event, (iii) 22 *per cent* - six months before the event, (iv) 20 *per cent* - three months before the event and (v) 50 *per cent* - seven days before the event.

for facilities and services, payment to be made seven days in advance of tenancy

² (i) ₹ 89470 on ₹ 2982325 being due on 30.1.2006, (ii) ₹ 82586 on ₹ 2752867 being due on 30.1.2007, (iii) ₹ 154952 on ₹ 5165062 due on 30.7.2007, (iv) ₹ 677472 on ₹ 22582390 due on 30.10.2007 and (v) ₹ 1093676 on ₹ 36455857 due on 22.1.2008

release of funds by the Ministry which resulted in delayed payments. It further stated that though it wrote for surrender of Hall 7 C, it was, however, fully in possession and use by NBT during 29 January to 11 February 2008.

The reply is not acceptable as for an expenditure identified and committed in January and June 2006 respectively, the terms and conditions of payment of which was crystallized in December 2006, NBT sought additional funds of ₹ 3.50 crore from the Ministry in April 2007 followed by reminders after a gap of six months in June 2007 and thereafter again with a gap of another six months in January 2008. This indicated lack of pursuance despite being aware of the penal clauses for non-payment as per schedule. Further, requesting for cancellation of booking of Hall No. 7C on 22 January 2008 (just about seven days before the event) establishes the fact that the space was not required and the NBT had to keep it without requirement otherwise it had also to pay 100 *per cent* licence fee as penalty.

Thus, inaccurate assessment of the requirement of the space and lack of pursuance in seeking funds led to avoidable payment of penalty amounting to ₹ 30.51 lakh.

The matter was reported to the Ministry in August 2010; their reply was awaited as of February 2011.

University of Hyderabad

4.4 Undue favour to the contractor

University of Hyderabad suffered a loss of ₹ 2.21 crore due to extending undue benefit to the contractor by treating different works under one agreement as a composite project.

University of Hyderabad (UOH) awarded (March 2008) a work order to M/s RAMKY INFRASTRUCTURE LTD of Hyderabad for carrying out six different building works within the university campus. As per conditions of the tender documents forming part of the agreement, the compensation for price escalation was not allowed for a work with the stipulated period of completion of 18 months or less. Of the six works awarded under the agreement, the completion period of only one work was within 19 months whereas all the remaining five works were to be completed within a period of five to nine months commencing from fifteenth day of the date of issue of the work order.

It was noticed (March 2010) in audit that in contravention of the provisions of the agreement/tender documents, UOH allowed price escalation amounting to ₹ 2.21 crore on five works also, the stipulated period of completion of which

was in the range of five to nine months treating all different works as one project.

The UOH stated (August 2010) that the contractor wanted to withdraw after getting the work order due to increase in the price of steel and cement and that the Building Committee also recommended (February 2008 and February 2010) that escalation clause was applicable for the total value of the agreement. It, therefore, treated all the works as a composite project and concluded a single agreement.

The reply has, however, overlooked the fact that neither the Notice inviting Tender, nor the work order and the agreement mentioned the whole work as a composite project. All set of the above documents mentioned these works as six separate independent works with separate period of completion for each work. As such, signing single agreement for different works may not construe all works as a composite project. Moreover the provisions of the agreement/work order was also in consonance with the provisions of CPWD Manual which inter-alia stipulates that price escalation will not be applicable on contracts where completion period is 18 months or less.

Thus, UOH had suffered a loss of ₹ 2.21 crore due to extending undue benefit to the contractor by treating all the works under the agreement as a composite project and thereby allowing price escalation on works with completion period for less than 18 months in contravention of the provisions of CPWD Manual and also deviating with the terms of their own work order and tender documents.

The matter was referred to the Ministry in October 2010; their reply was awaited as of February 2011.

Department of School Education and Literacy

National Council of Educational Research and Training

4.5 Avoidable extra expenditure on storage of obsolete books

Due to non-disposal of obsolete books within the stipulated time as per its weeding out policy, National Council of Educational Research and Training had to incur an extra expenditure of ₹ 1.41 crore on hiring charges of godown space for the storage of these books.

National Council of Educational Research and Training (NCERT) is engaged in the process of publishing text books for children, guides for teachers and journals. In order to store these printed materials, it also hires godown space

from Central Warehousing Corporation (CWC) across the country. With the revision of curriculum the pre-revised printed materials becomes obsolete and accumulates at various godowns. According to the weeding out policy of NCERT, priced publications are required to be weeded out two years after the date of release and un-priced publications one year after the date of release.

Audit noticed that NCERT failed to dispose the obsolete printed material as per its own policy, the specific instances of which are given below:

- ⇒ executive committee of NCERT, on the recommendations of the publication division, declared (October 2004) text books worth ₹. 2.18 crore as obsolete. The Finance Committee being the competent authority for disposal of obsolete books approved the disposal of these books after a delay of more than four years in May 2009. Though NCERT invited tenders (October 2009) for disposal of obsolete books worth ₹ 1.71 crore³, the process of disposal was put on hold in March 2010 due to an internal enquiry regarding physical verification of the stock of books.
- ⇒ another lot of textbooks, teacher's guides and journals worth ₹ 16.75 crore was recommended (April 2008) for being declared as obsolete by a committee of Publication Department of NCERT. No follow up action was found to have been taken by NCERT as of date.

Of the total 12498.76 sq. mtrs storage space rented by NCERT in various CWC godowns across the country for the storage of its printed material, space measuring 2065 sq. mtrs. (16.52 *per cent*) was occupied by these obsolete books awaiting disposal. Rental charges for the period 2005-06 to 2009-10 for space occupied by these obsolete printed materials worked out to ₹ 1.41 crore which NCERT had to incur during the above period.

While confirming the facts, the management stated (October 2010) that (i) for the printed material declared obsolete in October 2004, shortfall noticed during verification of stocks had been referred to an enquiry committee for probing the incident of theft that took place on 19 May 2009 and the Finance Committee recommended (May 2010) deferment of the disposal of stock till the enquiry committee submit its report and (ii) for the second lot recommended in April 2008 for being declared as obsolete, the proposal for

³ Out of the obsolete books worth ₹ 2.18 crore, books worth ₹ 47 lakh were sold during 2004- to 2009

obtaining approval of Finance Committee for disposal of this lot was under process.

Thus, the fact remained that due to failure of the management to dispose of the obsolete printed material in timely manner as per weeding out policy, NCERT had to incur an avoidable extra expenditure of ₹ 1.41 crore on hire charges of the space occupied by these obsolete material during the period 2005-06 to 2009-10.

The matter was referred to the Ministry in November 2010; their reply was awaited as of February 2011.

4.6 Avoidable extra expenditure of ₹ 26.92 lakh

National Council of Educational Research and Training (NCERT) did not assign the work of transportation of books to its existing contractor and invited fresh tender which resulted in avoidable extra expenditure of ₹ 26.92 lakh.

NCERT was required to transfer a consignment of 7500 MT (approx.) of books from its existing rented godown located at sector 16 Noida to another godown located at sector 68 Noida as the former was acquired by Noida Authorities for handing over to Delhi Metro Rail Corporation. Accordingly, NCERT invited quotations through limited tenders and awarded (December 2009) the work to M/s Delhi Assam Roadways Corp. Ltd, New Delhi at a cost of ₹ 49.27 lakh for a quantity of 7500 MT (approx.) which worked out to ₹ 657 per MT.

Audit scrutiny (June 2010) revealed that NCERT maintained contracts with various transporters for its transportation requirements for different stations. Out of them, NCERT entered (May 2008) into an agreement with M/s Avneet Road Careers, Delhi for transportation of books and papers within Noida at a rate of ₹ 298⁴ per MT which was valid up to May 2010. But, NCERT did not ask M/s Avneet Road Careers, Delhi to carry out this job who was designated transporter for the job. However, NCERT approached another transporter, M/s New Navrang Roadways, New Delhi (not designated for transportation jobs within Noida) who was stated not to be in favour to accept the job in view of increased cost of diesel and labour. Thus, NCERT incurred extra avoidable expenditure of ₹ 26.92⁵ lakh by not assigning the job to the existing

⁴ ₹ 298 = ₹ 2684/ 9 MT

⁵ ₹ 26.92 lakh = 7500MT X (₹ 657 - ₹ 298)

contractor. Further, NCERT made payment of ₹ 49.27 lakh to the transporter without ascertaining the actual quantity of books transported.

NCERT stated (October 2010) that in the existing contract the delivery period in NCR⁶ was the same day and trucks of nine MT capacity were required whereas in the fresh tender the books were to be shifted immediately and more labourers were required for packing, loading, unloading and stacking of books. It further stated that the work of shifting of books from one godown to another was not a routine job and was a time bound job as the godown was to be handed over to Delhi Metro rail authorities. It also stated that the conditions of the tender documents were different.

The reply of the department is not acceptable as the nature of work relating to loading, unloading and stacking of books under both the contracts was identical and the existing agreement did not impose any restriction on number/capacity of trucks or labourers to be hired for carrying out the job. Further, despite knowledge of the work in November 2009, NCERT did not plan and schedule the job in advance by issuing the work order on existing contractor as per agreement. Thus, the decision of NCERT awarding the work at higher rates obtained through fresh tender despite existing agreement with lower rates resulted in avoidable expenditure of ₹ 26.92 lakh.

The matter was reported to the Ministry in November 2010; their reply was awaited as of February 2011.

⁶ National Capital Territory

**CHAPTER V : MINISTRY OF INFORMATION AND
BROADCASTING**

Prasar Bharati

5.1 Loss of revenue of ₹ 1.80 crore

Due to non-allotment of two vacant slots available under “DTH” service of Doordarshan despite 38 requests pending from private channel providers, Prasar Bharati suffered a revenue loss of ₹ 1.80 crore.

Prasar Bharati operates direct to home (DTH) service by the name “DD Direct Plus” which is being used as a platform for broadcasting free to air television channels. Prasar Bharati allots slots to private channel providers for placing their channels on “DD Direct Plus” at an annual charge of ₹ 67.42 lakh¹ per slot.

Audit examination revealed that of the 40 slots available with Prasar Bharati for allotment to private channels, two slots remained vacant since December 2008 despite request from 38 private channel providers were pending with Prasar Bharati on that date. Of the two slots, one was later allotted (November 2009) to a private channel provider “Russia Today” whereas the second vacant slot was placed (September 2010) on DTH HDTV² channel.

Prasar Bharati, thus, suffered a revenue loss of ₹ 1.80 crore due to keeping their one slot vacant for a period of one year and another slot vacant for a period of 20 months by not allotting them in December 2008 despite 38 pending requests from the private channel providers as on that date. Reasons for keeping these slots vacant for the aforesaid periods were neither found on record nor provided by the management despite specific requests.

The matter was referred to the Ministry in September 2010; their reply was awaited as of February 2011.

5.2 Unfruitful expenditure

Infrastructure created at a cost of ₹ 82.20 lakh at Local Radio Station Dharmapuri remained unutilised for more than seven years due to non-posting of staff.

The concept of Local Radio Station (LRS) is to take radio programmes involving local events to the masses of local area and to function as the

¹ Carriage fee ₹ 60.00 lakh + service tax ₹ 7.42 lakh

² High Definition TV

mouthpiece of local community. Accordingly, the Director General, All India Radio (DG, AIR), New Delhi proposed (September 1997) to establish an LRS at Dharmapuri which included, *inter alia*, a multi-purpose studio, a 10 Kilo-Watt FM³ transmitter and staff quarters (10 numbers). Ministry approved the proposal in November 1997.

Administrative approval with expenditure sanction was accorded (January and June 1999) for construction of buildings and procurement of equipments at a cost of ₹ 4.50 crore⁴. DG (AIR) sent (December 2001) a proposal to Ministry seeking sanction of 48 posts for operation and maintenance (O&M) for LRS Dharmapuri. The project was completed at a cost of ₹ 3.27 crore⁵ and LRS Dharmapuri was technically made ready in January 2003.

The LRS, however, was not commissioned as the required O&M staff was not posted and, as an interim arrangement, to utilise the facilities and prevent deterioration of equipment, the station was commissioned as a relay station in October 2007 by diverting four persons from other stations. Since the station was functioning only as a relay station, the studio with its equipment costing ₹ 39.86 lakh⁶ could not be utilised and in addition to it ten staff quarters constructed at a cost of ₹ 42.34 lakh also remained vacant.

The Ministry stated in their reply (November 2010) that though the LRS was technically ready in January 2003, it could not be commissioned into regular service for want of O&M staff and the staff sanction was still awaited from the Ministry of Finance. The Ministry added that after full complement of O&M staff was sanctioned, the LRS would become fully operational and staff quarters would be occupied.

The reply is not acceptable. The Ministry had approved the proposal to establish the LRS in November 1997 itself and administrative approval with expenditure sanction was also obtained as early as in January 1999. The Department should, therefore, have initiated action in 1997 itself to obtain sanction of O&M staff before commencement of capital work in July 1999. The DG (AIR) had, however, sent proposal for sanction of O&M staff only in December 2001 after civil works were completed⁷.

³ Frequency Modulation

⁴ Construction of buildings for ₹ 159.14 lakh and procurement of transmitter and studio equipment for ₹ 290.80 lakh

⁵ Buildings : ₹ 127.49 lakh (including staff quarters ₹ 42.34 lakh and multi-purpose studio ₹ 23.29 lakh) and transmitter/ studio equipment: ₹ 199.25 lakh

⁶ Construction cost ₹ 23.29 lakh and equipment cost ₹ 16.57 lakh

⁷ Civil works completed in July 2001.

Thus, due to failure of the Department to obtain the sanction of required staff before incurring expenditure on infrastructure, the expenditure of ₹ 82.20 lakh was rendered unfruitful besides non-achievement of intended objective of broadcasting programmes of local events.

5.3 Loss of interest due to delay in investment

Failure of Prasar Bharati in timely re-investing the amount of fixed deposits matured resulted in loss of interest of ₹ 51.09 lakh.

Prasar Bharati invests surplus funds in fixed deposits with different banks as per the Prasar Bharati (Broadcasting Corporation of India) Investment of Moneys Rules, 2007. Rules provide that the decision on investment of surplus funds shall be taken by an Investment Committee, consisting of the Executive Member, Member (Finance) and Member (Personnel).

Audit scrutiny of fixed deposits made by Prasar Bharati during 2007-08 to 2009-10 revealed that it failed in timely re-investing the amount of fixed deposits after maturity in five cases. The delay in re-investing ranged from 1-10 days as detailed below:

Sl. No.	FDR amount (₹ in crore)	Date of maturity	Date of re-investment	Delay (in days) excluding holidays	Loss of interest (₹ in lakh)
1.	100	25 September 2007	5 October 2007	10	5.48
2.	150	29 September 2007	5 October 2007	6	4.93
3.	300	11 November 2007	13 November 2007	1	6.16
4.	300	14 June 2008	19 June 2008	3	22.19
5.	500	8 March 2009	12 March 2009	4	12.33
	1350		Total		51.09

The failure of timely re-investing the amount resulted in loss of interest of ₹ 51.09 lakh indicating inadequate monitoring by the Investment Committee of Prasar Bharati.

While accepting the delay Prasar Bharati stated (December 2010) that the delay in first two cases was due to non-holding the meeting of Investment Committee in the absence of its Chairman and the maturity of other three cases was on holidays. It further stated that the proposals are being processed well in advance to avoid such delays.

The reply is not acceptable as the Prasar Bharati failed to take action in advance to re-invest the amount from the next working day.

The matter was reported to the Ministry in August 2010; their reply was awaited as of February 2011.

5.4 Avoidable payments to contractors

Doordarshan did not enforce the clause of discount on monthly charges in the renewed period of the contract resulting in avoidable payment of ₹ 21.67 lakh. Further, delay in finalizing the contract resulted in avoidable payment of ₹ 29.20 lakh.

Doordarshan invited (November 2006) open tenders for hiring of Optical Fibre Connectivity (OFC) for Doordarshan News, between the different locations in New Delhi, using four different links.

In response, three firms submitted bids. After technical and commercial evaluation entered into contracts (September 2007) with M/s Bharti Airtel Ltd. for hiring of OFC link –I at the rate of ₹ 78.56 lakh per year and with M/s Spectranet A for Link II, III and IV at the rate of ₹ 29.43 lakh, ₹ 27.03 lakh and ₹ 62.23 lakh per year respectively for a period of one year up to September 2008.

The terms of the contract provided that in the case of renewal, beyond the initial one year period, per month charges would be provided at a discount of 10 *per cent* on the contracted amounts.

Audit noted that after completion of the contract in September 2008, Doordarshan, while initiating the process of fresh tendering, extended the existing contracts upto 31st October, 2009.

The fresh tenders for hiring these four OFC links were floated in February 2009 and the commercial bids were opened in June 2009.

M/s Spectranet emerged as the lowest bidder for all the four links at the rate of ₹ 82.92 lakh (Link I-₹ 36.51 lakh, Link II-₹ 13.25 lakh, Link III-₹ 12.17 lakh and Link IV –₹ 28.01 lakh) per year and was awarded the work with effect from 1 November 2009.

Doordarshan did not enforce the provision of discount of 10 *per cent* allowable on the extended period i.e. from October 2008 to October 2009. The payments made to M/s Bharti Airtel and M/s Spectra Net during the extended period worked out ₹ 84.08 lakh and ₹ 1.29 crore respectively.

Thus, the failure of Doordarshan to enforce the discount provision resulted in avoidable payment of ₹ 21.67 lakh⁸ to the contractors.

The Management replied (December 2010) that though the proposal for getting 10 *per cent* discount during the extended period was submitted to Directorate Doordarshan, however, the same was not approved and hence the extension was given to the firms on the same terms and conditions.

The reply of the department is not tenable as the provision of 10 *per cent* discount during the extended period of contract was an integral part of an already approved agreement.

In addition to above, Doordarshan took four months after the bids were opened in June 2009 and finalized the contract in November, 2009, inspite of the fact, that the rate quoted by the lowest bidder was ₹ 1.07 crore which was lower (about 54 *per cent*) than the rates existing under the extended contracts. The delay in finalization resulted in avoidable payment of ₹ 29.20 lakh⁹ during that period.

The matter was referred to the Ministry in September 2010; their reply was awaited as of February 2011.

5.5 Avoidable payment of property tax

Despite exemption available, Prasar Bharati made payment of ₹ 45.34 lakh against property tax for its properties in Delhi resulting in avoidable payment.

The Hon'ble High Court of Rajasthan while allowing (August 2007) the petition of Prasar Bharati seeking waiver of land and building tax on properties in its occupation at Bikaner and Udaipur held that as the properties stood in the name of Union of India these were therefore exempted from state tax liability. Consequently, the Prasar Bharati advised (October 2007) all the heads of All India Radio installations to take appropriate action with regard to payment of property tax in light of the fact that the concerned land and property installations of AIR still belonged to Government of India and had not been transferred in the name of Prasar Bharati.

⁸ 10 *per cent* of (₹ 84.08 lakh plus ₹ 128.58 lakh)

⁹ Worked out after providing discount of 10 *per cent*.

Audit scrutiny revealed (April and July 2010) that two units¹⁰ of Prasar Bharati at New Delhi had paid property tax of ₹ 45.34 lakh for the period 2007-08 to 2009-10 in respect of its three properties namely i) Research and Development Building, I.P. Estate, New Delhi; ii) Receiving Centre, AIR, Todapur, New Delhi and iii) Doordarshan Bhawan, Copernicus Marg, New Delhi without taking cognizance of the advise issued in this regard. Since, these properties stood in the name of Government of India were, therefore, exempted for payment of property tax. This resulted in avoidable payment of ₹ 45.34 lakh towards property tax.

Upon this being pointed out by audit, Chief Engineer (R&D) AIR and Doordarshan took up (May 2010) the matter with Municipal Corporation of Delhi for waiver and refund of property tax paid. However, Director General (Doordarshan) stated (September 2010) that it had not received the decision of Hon'ble High Court of Rajasthan.

The above instances indicated lack of coordination among various units of Prasar Bharati and monitoring at the apex level. Therefore, Prasar Bharati needs to conduct a review of property tax paid by its various units in respect of properties standing in the name of Union of India and obtain suitable refunds from the concerned authorities.

The matter was reported to the Ministry in November 2010; their reply was awaited as of February 2011.

¹⁰ i) Chief Engineer (R&D) AIR and Doordarshan; ii) Director General (Doordarshan)

CHAPTER VI : MINISTRY OF LABOUR AND EMPLOYMENT

Employees Provident Fund Organisation

6.1 Unauthorised payment of enhanced Fixed Medical Allowance to pensioners

The Employees' Provident Fund Organisation paid Fixed Medical Allowance at enhanced rates to its pensioners in contravention of the Government's orders resulting in excess expenditure of ₹ 24.48 lakh.

Employees' Provident Funds and Miscellaneous Provisions Act, 1952 (EPF&MP Act) stipulates that the method of recruitment, salary & allowances and conditions of service of the employees of Employees' Provident Fund Organisation (EPFO) shall be in accordance with the rules and orders applicable to the employees of the Central Government. Any departure from the said rules and orders shall be taken only after obtaining prior approval of the Central Government.

Employees of EPFO in select cities¹ are covered under Central Government Health Scheme (CGHS). Employees in other cities are being paid Fixed Medical Allowance (FMA) in lieu of this facility for outdoor medical treatment available under CS (MA) Rules. These benefits were, however, not extended to the retired employees of the EPFO. EPFO granted FMA @ ₹ 100 per month effective from December 1997 to all its pensioners/ family pensioners (irrespective of the place of their residence) for meeting day to day medical expenses that do not require hospitalization. This was done on the analogy of Government of India orders of December 1997² applicable for Central Government pensioners residing in non-CGHS areas.

Audit observed that EPF Pensioner's Association moved CAT³ for enhancement of FMA from ₹ 100 to ₹ 250 per month which was being paid to the serving employees of EPFO from January, 2003. In its decision of October 2004 the Tribunal directed the Central Board of Trustees of EPFO to consider the grant of enhanced FMA to its pensioners. Ministry of Labour and Employment conveyed its approval in October 2005 for the grant of FMA @ ₹ 250 per month to the pensioners of EPFO with retrospective effect from January 2003. The action of the Ministry of Labour and Employment was

¹ Like Delhi, Jaipur and Chandigarh

² Government of India Department of Pension and pension welfare O.M No:45/57/97-P &PW(C) dated 19.12.1997 under which Central Govt pensioners residing in non-CGHS areas are getting FMA of ₹ 100 for outdoor treatment.

³ Central Administrative Tribunal, Ernakulum Bench

inconsistent with the Government of India orders which prescribe payment of FMA @ ₹ 100 only (enhanced to ₹ 300 with effect from September 2008). The Executive Committee of EPFO further raised the rates of FMA to ₹ 600 in January 2007⁴ and ₹ 1200 in January 2010⁵ without the mandatory approval of the Government of India.

EPFO paid FMA of ₹ 35.01 lakh at enhanced rate of ₹ 600/₹1200 to pensioners/ family pensioners without the approval of Government of India as against the amount of ₹ 10.53 lakh which was due to them @ ₹ 100 and ₹ 300 per month during January 2006 to March 2010. The action of the EPFO contravened provisions of the Act *ibid* and resulted in unauthorised excess expenditure of ₹ 24.48 lakh.

Further the pensioners were also allowed indoor treatment in CGHS recognized hospitals/ Government hospitals under CS (MA) Rules from October 2006 onwards. The scheme was introduced on the analogy of CGHS, yet, EPFO did not provide for either charging a monthly contribution or a one time contribution equivalent to ten years contribution, as applicable in case of CGHS beneficiaries. The amount recoverable on the basis of one time contribution based on the basic pension works out to ₹ 50.04 lakh for 125 pensioners provided with this facility.

EPFO stated (August 2010) that in accordance with the provisions of the Act, approval of Central Government was obtained for providing FMA to EPF pensioners and that the allowance was revised keeping in view the escalating cost of medical treatments and as per demand of pensioners. It further stated that EPF pensioners were not extended CGHS facility and any question of charging contribution from them did not arise. EPFO also stated that it was not a grantee organization and its expenditure had no bearing over Consolidated Fund of India.

The reply does not address the basic issue of failure of the EPFO to obtain prior approval of the Central Government before revising the rates of FMA (w.e.f. January 2006) as required under the EPF&MP Act. EPFO, which granted FMA and indoor medical facility on the analogy of the CS (MA) /CGHS rules also, ought to have recovered appropriate contribution from its pensioners. The fact that it is not a grantee organization now does not allow it to override the provisions of the Act under which EPFO was constituted.

The matter was reported to the Ministry in October 2010; their reply was awaited as of February 2011.

⁴ With effect from 1.1.2006

⁵ With effect from 1.1.2009, however the payment of FMA at this rate has not been made yet.

CHAPTER VII : MINISTRY OF MICRO, SMALL AND MEDIUM ENTERPRISES

Indian Institute of Entrepreneurship, Guwahati

7.1 Fraudulent withdrawal of government money

A practice of withdrawing excess money over and above the sanctioned amount by altering the figures of passed bills was prevailing in the Indian Institute of Entrepreneurship, Guwahati. A test check of vouchers revealed that Government money of ₹ 24.51 lakh was withdrawn fraudulently during 2005-06 and 2006-07 due to lack of effective internal control mechanism in the Institute.

Internal control is an integral process that is affected by an entity's management and is designed to address risk and to provide reasonable assurance that in pursuit of the entity's mission, the general objectives are achieved. One of the objectives of internal control is to safeguard resources against loss, misuse and damage.

During the audit (May 2010) of the Indian Institute of Entrepreneurship, Guwahati, it was observed that alteration of figures by tampering original figures in summary sheets/bills for travelling allowances, medical reimbursement, canteen expenditure, programme expenditure etc. was a regular practice. These alterations were not attested by the competent authority. A test check of vouchers for 2005-06 and 2006-07 revealed that an amount of ₹ 24.51 lakh (involving 440 vouchers) was withdrawn in excess of actual expenditure resulting in fraudulent withdrawal of Government money facilitated by weak internal control mechanism in the Institute.

The Institute stated (August 2010) that a Chartered Accountant firm had been appointed for having an independent view on the audit observations. The Chartered Accountant firm confirmed the audit observations in its report. The Institute, further stated (December 2010) that two responsible officials had been placed under suspension and departmental proceedings had been contemplated.

However the reply of the Institute was silent about the action taken to strengthen the internal control mechanism to avoid such lapses in future.

The matter was reported to the Ministry in February 2011; their reply was awaited as of date.

Khadi and Village Industries Commission

7.2 Failure to pursue recovery of loan with interest

Failure of Khadi and Village Industries Commission to compute surplus funds correctly and pursue recovery of outstanding loan as per terms and conditions resulted in non-recovery of loan of ₹ 2.02 crore along with interest of ₹ 90.89 lakh.

The Khadi and Village Industries Commission (KVIC), Mumbai provides interest free working capital loans to institutions engaged in development of khadi. According to the terms and conditions governing khadi loans and subsequent instructions issued by Standing Finance Committee surplus working fund with the Institutions should be identified. If surplus working fund is identified with the Institution and the same is held continuously for two years, the surplus fund so held at the end of the second year is treated as overdue and recovery thereof shall be effected along with interest at five *per cent per annum* from the date of ending of the two year period. The availability of surplus fund in each year is computed by KVIC by deducting the working fund from the gross eligibility of that year.

Audit scrutiny revealed (November 2008) that a loan of ₹ 2.02 crore was outstanding from Mumbai Khadi and Village Industries Association, Mumbai, a society registered under the Societies Registration Act 1960, as on March 1998. The examination of Association's balance sheets revealed that it had own fund of ₹ 1.66 crore as on March 1999, ₹ 2.59 crore as on March 2000 and ₹ 3.74 crore as on March 2001. Accordingly, the surplus fund worked out to ₹ 1.41 crore as on March 1999, ₹ 2.71 crore as on March 2000 and ₹ 3.67 crore as on March 2001. Since surplus fund was available in two consecutive years, the Khadi working capital loan became repayable immediately by March 2001. However, while computing the working fund availability of the Association, KVIC did not consider own fund which resulted in non-identification of surplus fund with the Association. Thus, improper computation of working fund resulted in non-recovery of loan of ₹ 2.02 crore along with interest amounting to ₹ 90.89 lakh¹.

While accepting the audit observation, KVIC stated (December 2008) that the institution was being pursued for recovery. However, it had not intimated any recovery so far.

The matter was reported to the Ministry in July 2010; their reply was awaited as of February 2011.

¹ Interest has been calculated at a rate of five *per cent per annum* for the period from April 2001 to March 2010.

CHAPTER VIII : MINISTRY OF SHIPPING

Chennai Port Trust and Visakhapatnam Port Trust

8.1 Irregular expenditure on distribution of mementoes

Chennai Port Trust and Visakhapatnam Port Trust incurred irregular expenditure of ₹ 7.56 crore on distribution of mementos to their employees, pensioners and others violating the instructions of the Government.

As per the Ministry's instructions (January 2006), the Board of Trustees of Major Ports may decide to distribute gifts/mementos to permanent employees of the Port on completion of 15th /25th /50th /75th and centenary celebrations etc. subject to the following conditions:

- (i) The value of mementos to an individual employee should not exceed ₹ 3000 in each case.
- (ii) The total expenditure on mementos should not exceed one *per cent* of net surplus of last financial year.
- (iii) The Port Trust should have earned/reported net surplus(s) during the last three preceding financial years.

Audit scrutiny revealed that Chennai Port Trust (ChPT) procured (October/November 2006) 8,680 gold medallions of five grams each at a cost of ₹ 4.02 crore and 26000 wrist watches at a cost of ₹ 2.84 crore for distribution to its regular employees, pensioners and employees of other organisations connected to ChPT on the occasion of 125th year celebrations of Chennai Port which were held during 17-24 January 2007. Since, the net surplus of ChPT for the year 2005-06 was ₹ 158.36 crore, the ceiling for the expenditure worked out to ₹ 1.58 crore only. ChPT, thus, in violation of Ministry's instructions, incurred an irregular expenditure of ₹ 3.41 crore (₹ 4.99¹ crore - ₹ 1.58 crore) on distribution of gold medallions and wrist watches to its regular employees bursting the prescribed ceiling. Further, as per the instructions mementos can be given to permanent employees of the Port only, hence, whole the expenditure of ₹ 1.87 crore incurred on distribution of wrist watches to the pensioners and employees of other organisations connected to ChPT was also irregular.

¹ Includes ₹ 6 lakh, cost of undistributed mementos

Similarly, Visakhapatnam Port Trust (VPT) procured (February/March 2009) 6,300 gold medallions of three grams each at a cost of ₹ 2.72 crore for distribution to its regular employees and 13,000 silver medallions of 20 grams each at a cost of ₹ 0.67 crore for distribution to the pensioners on the occasion of its Platinum Jubilee celebrations. Since, the net surplus of VPT for the year 2007-08 was ₹ 111.44 crore, the ceiling for the expenditure worked out to ₹ 1.11 crore only. VPT, thus, in violation of Ministry's instructions, incurred an irregular expenditure of ₹ 1.61 crore (₹ 2.72 crore - ₹ 1.11 crore) on distribution of gold medallions to its regular employees bursting the prescribed ceiling. Further, as per the instructions mementos can be given to permanent employees of the Port only, hence, whole the expenditure of ₹ 0.67 crore incurred on distribution of silver medallions to the pensioners was also irregular.

The Port Management stated (June 2010) that considering the surplus of ₹ 286.09 crore during the year 2007-08 the excess expenditure was equivalent to 0.15 *per cent* only. It further stated that the amount of each memento was decided in the Board and the amount was spent consciously knowing the rule.

The reply is not acceptable as the net surplus for 2007-08 was ₹ 111.44 crore and not ₹ 286.09 crore and thus, the ceiling for the expenditure worked out to ₹ 1.11 crore only. Further, the whole amount incurred on distribution of silver medallions to pensioners was irregular as the same was not admissible as per guidelines of the Ministry.

In the case of ChPT, the Ministry accepted (September 2010) the audit findings and directed the port to recoup the excess expenditure besides fixing responsibility for exceeding the prescribed limit, whereas in the case of VPT, the matter was reported to the Ministry in May 2010; their reply was awaited as of February 2011.

As such both ChPT and VPT incurred irregular expenditure of ₹ 7.56 crore on distribution of mementos in contravention of the Ministry's instructions.

Chennai Port Trust

8.2 Non-realisation of revenue

Chennai Port Trust failure to execute agreement and delay in raising of claim of ₹ 3.07 crore for engaging floating crane in salvage operation resulted in non-realisation of hire charges from Dredging Corporation of India for more than three years and loss of interest of ₹ 80.59 lakh thereon.

Chennai Port Trust (ChPT) was having a floating crane 'Thangam' (FCT) with 150 ton lifting capacity for its port users. Dredging Corporation of India (DCI)

requested (27 December 2006) ChPT to spare FCT to recover broken spuds of a DCI dredger from the seabed near Adam's bridge, Rameswaram. ChPT agreed to spare the FCT subject to execution of agreement subsequently and also communicated the rate of charges² (10 January 2007) which, *inter alia*, included voyage charges for the FCT at ₹ 2.60 lakh per day and payment of ₹ 64 lakh as mobilization advance. DCI agreed to the rates offered subject to the condition that these rates were in line with ChPT's schedule of rates (SOR). ChPT allowed the FCT to be towed to the salvage area on the same day pending execution of agreement. DCI made payment of ₹ 64 lakh as mobilization advance on 22 January 2007 and FCT was engaged in the salvage operation from the next day.

During the salvage operation FCT was got damaged (25 January 2007) and returned to Chennai (16 February 2007) for repairs after abandoning the salvage operation. ChPT had not entered into agreement with DCI as proposed earlier.

ChPT, after delay of two years, raised (February 2009) a demand for ₹ 3.07 crore (Total demand ₹ 3.71 crore less ₹ 0.64 crore mobilization advance). DCI has not made the payment as of December 2010. Audit scrutiny reveals the following:

1. ChPT should have entered into agreement to safeguard its financial interest immediately after allowing FCT to DCI.
2. ChPT raised demand for hire charges (February 2009) of ₹ 7.59 lakh per day for voyage period which was three times higher than the rate of ₹ 2.6 lakh per day originally intimated to DCI in January 2007.
3. As per Accounts Manual of the Port Trust, ChPT could render service on prepayment basis to non-port users. In the instant case ChPT took advance payment of ₹ 64 lakh only instead of insisting for the entire tentative cost of operation.
4. Due to delay in raising of demand and non realization of revenue (as on December 2010), the ChPT incurred a loss of interest of ₹ 80.59 lakh³ for the period from April 2007 to December 2010.

² Charges for i. Voyage period ₹ 2.6 lakh per day; ii. Salvage operation ₹ 7.5 lakh per day; iii. Idle time ₹ 3.5 lakh/per day; iv. Insurance ₹ 10.59 lakh; v. Risk/overtime allowance for the crew ₹ 2 lakh per day.

³ ₹ 3.07 crore for 45 months @ 7 per cent rate of interest.

ChPT while accepting the long period taken to arrive at the final claim stated (June 2009) that the delay in raising the claim was due to delay in working out the repair charges of FCT and clarifications required among different departments. It further stated that due to urgent nature of operation, the agreement could not be executed in time.

The contention of the ChPT that delay in raising the claim to delay in working out the repair charges is not tenable as the repair charges were not included even in the demand raised in February 2009. Hence the fact remains that due to delay in raising of claim and not entering into agreement resulted into non realization of claim of ₹ 3.07 crore and loss of interest of ₹ 80.59 lakh.

The matter was reported to the Ministry in June 2010; their reply was awaited as of February 2011.

8.3 Loss of revenue of ₹ 73.88 lakh

Waiver of penal demurrage charges in disregard to guidelines resulted in loss of revenue amounting to ₹ 73.88 lakh to Chennai Port Trust and undue benefit to a private firm.

Chennai Port Trust (ChPT) allows 30 days for keeping export cargo at port area free of charge and if cargo is not cleared within free days, it levies penal demurrage at a rate of ₹ 79.20 per unit per day from 31st day onwards. Waiver of demurrage can be granted by the Port Trust Board in exceptional and special circumstances in accordance with the guidelines issued by the then Ministry of Surface Transport (Ports Wing), Government of India in 1992.

Spices Trading Corporation Limited (STCL), a Government of India Undertaking, moved 5000 MT of maize during the period 16 - 30 October 2007 to Chennai Port for subsequent export to Vietnam. But, STCL could not remove the cargo within free days. ChPT intimated STCL in advance (9 November 2007) to clear the cargo before the expiry of free days, failing which penal demurrage would be imposed. STCL, however, requested (15 November 2007) ChPT to charge normal demurrage charges and not to impose penal demurrage charges stating that it was a Government of India Undertaking and in spite of its best efforts it was unable to get a vessel for shipment. Chairman, ChPT considered (5 December 2007) the request of STCL and allowed the delivery of cargo pending ratification of waiver of penal demurrage by the Port Trust Board. STCL completed the clearance of cargo by 16 December 2007 and paid an amount of ₹ 3.93 lakh for normal demurrage charges on 3 July 2008. The Port Trust Board ratified the decision

of Chairman in its meeting held on 30 August 2008 on the ground that STCL was a Government of India Undertaking and non-availability of a vessel was a valid reason. The penal demurrage waived was worked out to ₹ 73.88 lakh.

Audit scrutiny revealed the following:-

- Though the export of maize to Vietnam was done in the name of STCL, direct involvement of a private firm in export of maize was noticed from the export documents available with ChPT.
- Agreement entered between STCL and the private firm disclosed that STCL was only acting as a facilitator for which it would receive 1.25 *per cent* on the value of maize as margin of profit from the firm. It was the responsibility of the private firm to bear the expenses related to loading/unloading, transportation, storage, any penalties etc. Thus, the private firm, being the real trader, was benefited by the waiver.
- As per the guidelines, prior concurrence of FA&CAO of ChPT was required for remission of demurrage. However, FA&CAO did not concur with the proposal of remission.
- The Port Trust Board waived penal demurrage as per para 10 of guidelines which stated that the Board 'may consider an application for waiver of demurrage charges in special circumstances, if it is not covered under para (2) of the guidelines'. However, the reason of non-availability of vessel could not be termed as special circumstances. The FA&CAO also observed that the reasons indicated by the Party and recommended by the Traffic Department did not satisfy the condition under which the waiver should be considered as per the Government directions. Further, ChPT did not consider the request of waiver of penal demurrage charges on the same grounds from another Government of India Undertaking in the same period.

ChPT stated (June and July 2010) that they were not aware of agreement between STCL and the private firm. The reply is not acceptable as the documents like invoice-cum-packing list and shipping bill check list filed with ChPT indicated involvement of the private firm in the export.

Thus, the waiver of penal demurrage charges without following the prescribed guidelines and verification of facts resulted in loss of revenue to ChPT and undue benefit to a private firm by ₹ 73.88 lakh.

The matter was reported to the Ministry in August 2010; their reply was awaited as of February 2011.

Cochin Port Trust

8.4 Loss of revenue

Cochin Port Trust failed to include the pre-stage operations conducted at the additional land allotted to the licensee as a part of project facilities and services under existing license agreement. This resulted in loss of revenue of ₹ 2.53 crore due to non sharing of revenue earned by the licensee through pre-stage operations.

Cochin Port Trust (CoPT) licensed (January 2005) its existing Rajiv Gandhi Container Terminal (RGCT) to M/s India Gateway Terminal Private Limited (IGTPL) for operation and management including necessary developments, modifications and augmentation of facilities commensurate with traffic for a maximum of eight years and six months from the date of commercial operations. As per agreement the licensee (IGTPL) was to pay the Licensor (CoPT) royalty per month equivalent to 33.3 *per cent* of the gross revenue earned by the licensee from the operations of the project facilities and services comprised in the project by levy of Tariff during the month in addition to the annual license fee. The licensee was entitled to levy and recover Tariff from the users of project facilities and services as per Scale of Rates approved and notified from time to time by the Tariff Authority for Major Port Trusts (TAMP) or any other competent authority as applicable.

The agreement provided that the licensee may request for additional land for development of additional project facilities and services. Accordingly, on the request of the licensee CoPT allotted (March 2005) an additional land measuring 17830 sq. m. outside the project facilities to IGTPL for staging export and import cargo for Customs clearance/processing named as 'Pre-stage operations' and to operate the area as a Customs Bond Yard for a period of 11 months on temporary license basis on a monthly rent which was being renewed from time to time.

Audit scrutiny revealed that the licensee (IGTPL) had been charging a Tariff of ₹ 75 to ₹ 500 per container depending on the size and type of container from the users for these pre-stage operations and earned ₹ 7.59 crore during the period 2005-06 to 2008-09 but the same was not included in the shareable revenue for the purpose of royalty on the apprehension that the additional land allotted was outside the project facilities. Thus, CoPT's failure to include these pre-stage operations in the project facilities and services as defined in the

license agreement for RGCT at the time of allotment of additional land resulted in loss of revenue of ₹ 2.53 crore (i.e. 33.3 per cent of ₹ 7.59 crore). It was further observed that the Tariff being charged by the licensee for these pre-stage operations had not been approved by TAMP or any other competent authority.

The management stated (October 2009) that the Port's eligibility for revenue share was restricted to the income earned by the licensee from the project facilities and services. Since the additional land was not covered by the project facilities and services revenue earned by the licensee was not sharable with the CoPT. It further stated that the matter was taken up with the licensee but the licensee declined the demand on the grounds that the pre-stage operations were happening outside the area defined under project facilities and TAMP's jurisdiction.

The reply of Management was not acceptable as the additional land was allotted under the provisions of existing license agreement only and the revenue earned by the licensee from pre-stage operations at additional land should have been treated as an integral part of project facilities and services and the revenue earned be shared. Further, the Tariff being charged by the licensee needed to be approved by TAMP or by any other competent authority as per license agreement. Hence, the fact remained that CoPT suffered revenue loss of ₹ 2.53 crore.

The matter was reported to the Ministry in August 2010; their reply is awaited as of February 2011.

Jawaharlal Nehru Port Trust

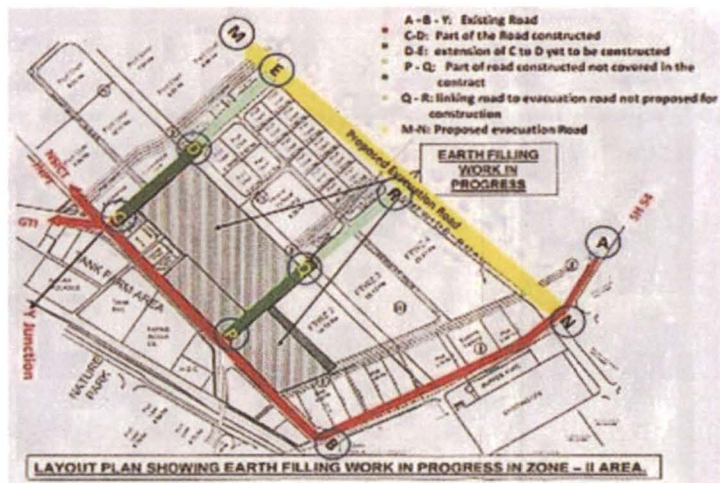
8.5 Improper planning in construction of road embankment resulted in idle investment

Jawaharlal Nehru Port Trust constructed two road embankments at a cost of ₹ 5.32 crore before constructing the connecting evacuation road. Further, both the road embankments were constructed up to half lengths which resulted in idle investment.

The traffic going to Gateway Terminals India, Jawaharlal Nehru Port Trust (JNPT) and Nhava Sheva International Container Terminal takes route A-B-C (as depicted in the drawing given below). In order to ease to and fro traffic movement and congestion at the 'Y' Junction, the Chairman, JNPT approved (October 2007) the proposal of construction of road embankment measuring

approximately 1300m of length between 'Y' Junction and point 'E' on proposed evacuation road ('M' to 'N') at an estimated cost of ₹ 4.55 crore.

Accordingly, the work was awarded (March 2008) to a private agency at a price of ₹ 4.96 crore. The contractor started the work at point 'C' and completed about 40 per cent work in the stretch of about 700m, the work was stopped (May 2008) at point 'D' on the apprehension of execution of work near the mangroves as advised by the Revenue Officer of Government of Maharashtra. Subsequently, it was decided (June 2008) not to proceed further in that stretch for time being and constructing another road embankment of a



length of about 650m from point 'P' i.e. parallel to the earlier road. The same contractor was allowed to execute the work up to balance cost (including permissible

variation limits) under the existing contract. Both the works were declared completed in February 2009 with a cost of ₹ 5.32 crore.

Audit observed that the decision of the Management to construct road embankment before constructing evacuation road was not proper as the road embankment could not be used in the absence of connecting road. Further, both the road embankments were constructed to half length. Hence, the intended objective of decongesting 'Y' Junction and smooth movement of traffic remained unfulfilled. Thus, improper planning by the Management was not in the financial interest of the Port and resulted in idle investment of ₹ 5.32 crore in construction of road embankments.

The Management stated (August 2010) that the site was free from mangroves at the time of preparation of proposal, except at natural streams crossing, where it was planned to provide pipe culvert so that the mangroves should not be disturbed and the tidal water could flow freely. It further stated that embankments constructed are proposed to be used for Port Operational activities in near future.

The reply is not acceptable as the Management did not approach the concerned authorities for clearance before constructing the road embankment despite knowing that mangroves were there at the site. Further, the use of these embankments in near future is very remote as construction of proposed evacuation road is also uncertain due to development of mangroves at some stretches in the alignment.

The matter was reported to the Ministry (July 2010); their reply was awaited as of February 2011.

Kolkata Port Trust

8.6 Time and cost overrun due to delay in decision

Delay in evaluation and indecision on finalisation of a tender led to time overrun of 22 months and cost overrun of ₹ 2.05 crore.

Manual for Civil Engineering Works of Kolkata Port Trust (KoPT) recommended time frame to minimize the chances of delay to decide the award of the work. A time frame of 15 days should be observed in evaluation followed by 7 days for financial scrutiny, 21 days for organizing Tender Committee Meeting / finalization of tender and 14 days for placement of the order.

In March 2005, the Kolkata Port Trust (KoPT) decided to replace two existing Stacker-cum-Reclaimer tracks at the estimated cost of ₹ 3.12 crore each. The work was planned to be taken up in two phases so that iron ore handling operation at the port could go on uninterrupted. The first phase of work was completed at a cost of ₹ 3.22 crore.

The tender for the second phase was invited with same terms and conditions in May 2007 at a revised estimated cost of ₹ 3.61 crore. Among the three respondents, two ('A' & 'B'⁴) had qualified in the first phase as well. After opening of techno-commercial bid in June 2007, it was held by the convenor of the Tender Committee (KoPT) that the bidders lacked pre-qualification credentials.

Audit observed that:

There was delay of more than four months in organising Tender Committee Meeting.

⁴ M/s Premco Rail Engineers Limited

There was unjustified delay in issue of notices to the bidders (10 August 2007) and to obtain (16 October 2007) valid credentials of the firms 'A' and 'B'. (In spite of the fact that these contractors had already qualified in the first phase itself and the credential submitted by firm 'A' was a certificate issued by the port for the first phase of the work and in case of 'B' it was the documents on the basis of which the firm became qualified earlier).

The Tender Committee could meet for the first time only after six months from closing of the tender in December 2007, when validity of all offers had expired. The bidders, however, agreed to extend the validity of their offers upto 31 January 2008.

The third bidder, however, could not submit the requisite documents and was disqualified (14 January 2008) and the Tender Committee recommended for extension of tender by 10 days followed by another 10 days, although the validity of offers would expire during that period.

The firm 'A' declined to extend the validity of their offer beyond 31 January 2008 as such the tender had to be discharged in March 2008.

The work was re-tendered in August 2008 at a revised estimated cost of ₹ 5.97 crore. Among the three offers received, firm 'A', being L1, was awarded the work (August 2009) at a cost of ₹ 5.66 crore.

These unjustified delays which were not supported by provisions led to award of the work to the same contractor after 22 months along with avoidable cost escalation of ₹ 2.05 crore.

In reply KoPT stated(October,2010) that two qualified bidders of the 1st phase of the work were not considered to be automatically qualified in the 2nd phase of the work as they did not submit their requisite documents along with the bid, and each tender and contract is considered as a separate tender. Delay was solely due to following tendering procedure and also for encouraging more participation and competition. KoPT further stated that as the Tender Committee was virtually left with only one valid offer in the extended period, it was decided to discharge the tender.

The reply was not tenable as the credentials qualifying the bidders in first phase of the work should have been considered valid for the second phase of the same project also. The delay in meeting of the tender committee and the extension of date of submission of tender after opening of technical bids was

irregular and had resulted in discharge of the tender leading to cost and time run over.

The matter was reported (June 2010) to the Ministry; their reply has not been received as of February 2011.

8.7 Avoidable extra expenditure

Kolkata Port Trust failed to issue work order on lowest bidder in initial tender and the work was awarded at higher rate in re-tender which resulted in avoidable extra expenditure of ₹ 70.24 lakh.

As per Central Vigilance Commission guidelines there should be no post-tender negotiation with the lowest bidder except in exceptional situations. Further, the manual for civil engineering works of Kolkata Port Trust (KoPT) provided that work order should be placed within 14 days from the date of finalization of tender by the tender committee.

KoPT decided (April 2007) to undertake thorough maintenance of a road network⁵ with an estimated cost of ₹ 27.57 lakh. Accordingly, KoPT invited (July 2007) tender and three bidders qualified in techno-commercial part. The firm 'A'⁶ offered rate of ₹ 29.17 lakh which was found lowest in price bids opened on 1 October 2007. The rate offered by the lowest bidder was valid up to 9 December 2007. The tender committee adjudged the offer of lowest bidder as reasonable and recommended (9 October 2007) for acceptance.

Audit observed that inspite of clear recommendation of tender committee to accept the offer and in contravention of the guidelines issued by Central Vigilance Commission, KoPT decided (30 November 2007) to negotiate the rate with the lowest bidder. However the bidder, during the discussion held on 6 December 2007, did not agree to reduce the rate. Meantime, KoPT requested (5 December 2007) the lowest bidder to extend the validity of his offer but the same was not agreed to by the later expressing his inability to execute the work due to increase in cost of material. Finally, the present tender was discharged in March 2008 and a fresh tender was invited (April 2008) with a revised estimated cost of ₹ 74.05 lakh (including a new item of work valuing ₹ 7.91 lakh). The work was awarded (September 2008) to the firm 'B'⁷ at ₹ 1.11 crore being the lowest bidder and completed at a cost of ₹ 1.12 crore.

⁵ Road between Makhhan Babur Bazar to Superlor Petrol Pump, Vidyasagar park to Anchorage Camp Bus shed, Haldia Bhaban road and road from Hindustan market to Central School at Haldia township, Haldia Dock Complex.

⁶ M/s Kanu Binod Giri

⁷ M/s Kamal Krishna Ghosh and Associates

Thus failure of KoPT in issuing work order on the lowest bidder in initial tender resulted in avoidable extra expenditure of ₹ 70.24 lakh on account of increased rate and quantity in addition to delay in completion of work.

KoPT stated (October 2010) that as the rate quoted by lowest bidder was nine *per cent* above the estimated cost (based on PWD Schedule of Rates, 2002) and the revised estimates based PWD Schedule of Rates effective from 2007 worked out to be 24 *per cent* above the original. It was considered necessary to discuss the issue with the lowest bidder regarding the reasonability of the rates as rates quoted by bidders differed considerably. Moreover, disinclination of the lowest bidder to extend the validity of his offer was ample indication that the bidder might fail to execute the work at his quoted rates and abandon the work midway. KoPT, further, stated that the enhanced cost was mainly due to extended scope of work due to natural wear and tear of roads and revised schedule of rates.

The reply was not acceptable as the tender committee was aware of the fact that estimates had been prepared based on PWD Schedule of Rates, 2002 and increase in cost of materials as well as revised estimates. The tender committee observed that lowest offer was reasonable and workable compared to the present market rate and recommended to accept the offer. However, the Finance wing of KoPT, instead of giving its concurrence to the proposal for issue of work order on the lowest bidder, took a long time and recommended to negotiate the rates with the lowest bidder which led to expiry of validity of offer. Further, reasons for increase in cost of work were mainly attributable to enhanced cost of labour and material coupled with the increased quantity of work due to deterioration of the road during the intervening period. Moreover, the recommendation of the General Manager (Ops.) to fix responsibility for lapses occurred in this respect also strengthened the audit observation.

Had the timely action been taken by KoPT, the loss on account of extra expenditure of ₹ 70.24 lakh could have been avoided.

The matter was reported to the Ministry in July 2010; their reply was awaited as of February 2011.

Mumbai Port Trust

8.8 Loss of revenue

Failure of Mumbai Port Trust to avail opportunity of collecting octroi on behalf of Municipal Corporation of Greater Mumbai on goods imported by certain public sector undertakings and earning commission of three per cent on gross collection resulted in loss of ₹ 64.07 crore during the year 2007-08 to 2009-10.

For the purpose of collection of town duty in respect of goods imported into the City of Bombay, the Municipal Corporation of Greater Mumbai (MCGM) the then Bombay Municipal Corporation authorized (1869 renewed in 1898) Bombay (Mumbai) Port Trust (MbPT), Central and Western Railways as agents to collect the duty on the basis of three *per cent* commission on gross collection. Initially no agreement was signed by either of the agents with MCGM, Central Railways, subsequently, pursued the matter with MCGM and got an agreement signed (May 1956) in this regard. MbPT, however, did not raise the issue of the written agreement and continued with the arrangement without any agreement in this regard. Under the above arrangement, MbPT was recovering octroi on the goods imported into the City.

Test check of the records of the port for the years 2007-08 to 2009-10 revealed that MbPT collected octroi amounting to ₹ 2028.50 crore on the goods imported by Bharat Petroleum Corporation Limited (BPCL) and earned three *per cent* commission amounting to ₹ 60.86 crore thereon, whereas octroi amounting to ₹ 2135.74 crore on the goods imported by Oil and Natural Gas Commission (ONGC), Hindustan Petroleum Corporation Limited (HPCL) and Indian Oil Corporation Limited (IOCL) was not collected by MbPT and these companies paid octroi directly to MCGM without routing through MbPT. This resulted in loss of revenue of ₹ 64.07 crore during the above period only. Reasons for (i) non-collection of octroi on goods imported by ONGC, HPCL and IOCL and (ii) not pursuing with MCGM for the written agreement in line with Central Railways were not found on record.

This loss could have been avoided had MbPT collected octroi on the goods imported by the remaining three public sector companies also by enforcing proper arrangement on holistic basis instead of partially collecting octroi on goods imported by some companies and leaving the others to pay directly to MCGM.

The matter was reported to the Management in May 2010 and to the Ministry in July 2010; their reply was awaited as of February 2011.

8.9 Recovery at the instance of audit

On being pointed out by audit, Mumbai Port Trust recovered an amount of ₹ 17.02 crore on account of wharfage charges from a customer.

Mumbai Port Trust (MbPT) provides cargo related services to the public sector oil companies. These companies maintain Personal Deposit Accounts (PDA) with MbPT for the purpose of wharfage charges on the cargo cleared by them. As per procedure laid down by MbPT, before arrival or within seven days of the sailing of vessels chartered by them, the companies are required to come forward with provisional payment advice showing quantity scheduled to be handled on their account and with request to debit the wharfage charges to their PDA. Subsequently, these companies are required to produce advice for final payment with Customs attested Outturn Report/Ullage Report Intake Certificate. Based on these reports, charges towards actual quantity handled are to be billed and the final payment is adjusted by debiting their PDA.

Audit scrutiny revealed (March 2010) that Hindustan Petroleum Corporation Limited (HPCL) did not submit the required documents for a quantity of 3533716.69 MT of oil cargo handled during 2005-06 to 2009-10. Consequently, MbPT neither debited the PDA account of HPCL nor did it raise the bills. Persistent failure on the part of MbPT to collect the relevant documents required for raising of provisional/final bills and also non monitoring of existing system by management resulted in accumulation and non-realisation of wharfage charges to the tune of ₹ 20.11 crore.

On being pointed out by Audit, MbPT raised provisional bills for ₹ 28.03 crore (including service tax of ₹ 2.35 crore and interest of ₹ 5.56 crore for delayed payments) on HPCL in September 2010 and recovered ₹ 17.02 crore till November 2010.

The Ministry stated (November 2010) that the necessary corrective action would be taken to avoid accumulation of outstanding dues after a review of present practice. However, the reply was silent about recovery of interest.

8.10 Recovery at the instance of audit

On being pointed out by audit, Mumbai Port Trust recovered an amount of ₹ 84.99 lakh on account of grant in aid receivable from the Government of India for maintenance of its lighthouses.

The Mumbai Port Trust (MbPT) was entitled to grant in aid from Government of India through Director General of Lighthouses and Lightships (DGLL)

equal to 25 *per cent* of the annual operating expenses incurred by it on its Kanhoji Angre Lighthouse.

Audit scrutiny (May 2009) revealed that MbPT had been receiving the grant in aid up to 1995-96 regularly but against its claim for 1996-97 and 1997-98, DGLL expressed (January 2000) difficulty in recommending sanction of grant in aid to the Government of India as the total annual expenditure being incurred by them (DGLL) for a similar lighthouse was much less than the operational maintenance cost billed by MbPT. DGLL further suggested (February 2000) that either MbPT hand over the lighthouse to them for maintenance and upkeep or itself maintain the same without calling for any contribution from them. Thereafter, the issue of management of the lighthouses was under correspondence between MbPT and DGLL.

MbPT approached (August 2002) the Ministry with a request to intervene in the matter. Since the impasse regarding the grant in aid remained unresolved, MbPT again requested (April 2007) the Ministry for its intervention and issue of suitable instruction to DGLL for an amicable settlement. The Ministry conveyed (September 2007) its decision that MbPT would transfer the lighthouse along with its other lighthouse to DGLL unconditionally by October 2007 as a matter of uniform policy and in the interest of their more efficient operation under DGLL. The Ministry also decided that the claim of MbPT towards settlement of outstanding dues with DGLL would be enquired into by its Additional Secretary and Financial Advisor. Accordingly, MbPT handed over its two lighthouses to DGLL in October 2007 but the matter of settlement of outstanding dues amounting to ₹ 94.97 lakh was still pending as of May 2009 for want of effective pursuance.

On this being pointed out, the Ministry stated (August 2010) that based on the proposal of MbPT DGLL had been directed to disburse the sum of ₹ 86.96 lakh in favour of MbPT as full and final settlement of the claim.

Finally, DGLL released ₹ 84.99 lakh net of TDS in December 2010.

8.11 Under-recovery of labour charges

Failure of Mumbai Port Trust to correctly charge the rate of labour charges in the bills raised on the port users for the services provided, resulted in under-recovery of ₹ 28.61 lakh in respect of 535 bills test checked in audit.

Mumbai Port Trust (MbPT) through its Chief Mechanical Engineer (CME) and Chief Engineer (CE) provides various services like slipway, electricity to

the port users and to its staff for marriages and similar community functions, repairs of its property etc. In addition to charges for the utilities provided, CME and CE were required to recover charges on account of supply of labour at the manhour rates prescribed by accounts department of MbPT from time to time. The accounts department of MbPT intimated (February 2007) to add 20 *per cent* to the labour charges (manhour rate) in respect of Miscellaneous Trade (MT) Account jobs/estimates with effect from January 2007 in order to cover additional liability on account of general pay revision of class III and IV employees. The accounts department again revised (October 2008) manhour rates by merging 50 *per cent* of dearness allowance in basic pay and instructed to continue the additional levy of 20 *per cent* to cover the likely liability on account of pay revision.

Audit scrutiny revealed (March 2009) that i) CME did not add 20 *per cent* to the labour charges as instructed by the accounts department in the bills raised for MT Account jobs; ii) further the CME and CE departments did not raise the bills as per revised man-hour rates effective from October 2008. This failure resulted in under-recovery of ₹ 28.61 lakh (excluding service tax) in respect of 535 bills raised during the period from April 2007 to May 2009 randomly selected by audit. This exhibited lack of an effective internal control mechanism in MbPT.

While accepting the audit observation the Ministry stated (October 2010) that suitable corrective action for billing against short claims and to strengthen the internal control mechanism has been taken. However, the reply was silent about the recovery made so far.

CHAPTER IX : MINISTRY OF YOUTH AFFAIRS AND SPORTS

Rajiv Gandhi National Institute of Youth Development

9.1 Irregular expenditure

Rajiv Gandhi National Institute of Youth Development had been paying House Rent Allowance and City Compensatory Allowance to its employees at Chennai rates even after shifting its headquarters from Chennai to Sriperumbudur resulting in irregular expenditure of ₹ 67.11 lakh during the period from February 1999 to October 2010.

Rajiv Gandhi National Institute of Youth Development was set up in April 1993 as an autonomous body registered under Societies Act. The Service by-Laws of the Institute provide that House Rent Allowance (HRA) and City Compensatory Allowance (CCA) will be admissible to the employees of the Institute at the same rates and conditions as are admissible to employees of Government of India from time to time or as are sanctioned by Government of India for the Institute. The Institute was initially functioning at Chennai and shifted to Sriperumbudur, a town nearby Chennai in November 1998.

Audit scrutiny (April 2010) revealed that the Institute continued payment of HRA and CCA to its employees at rates applicable to Chennai (UA) city¹ even after shifting to Sriperumbudur which was included under unclassified category of cities² for the purpose of payment of these allowances. This resulted in irregular expenditure of ₹ 67.11 lakh for the period from February 1999³ to October 2010 and this still continued as of December 2010.

On being pointed out by audit, the Institute stated (July 2010) that the Executive Council of the Institute decided (May 1999) to pay HRA and CCA at Chennai city rates on the following grounds:

- The employees were reluctant to shift to the new place owing to the lack of accommodation and transportation.
- The employees were forced to stay at Chennai on account of study of their children and other facilities.

¹ Rate of HRA for Chennai (A-1 city) was 30 per cent of basic pay. The rate of CCA ranged from ₹ 90 to ₹ 300 per month according to basic pay which was abolished w.e.f. 1 September 2008.

² The rate of HRA for unclassified cities was five per cent of basic pay up to 31 August 2008 which has been enhanced to 10 per cent w.e.f. 1 September 2008 and no CCA was allowed.

³ Though the Institute started functioning at Sriperumbudur from November 1998, the irregular expenditure has been worked out from February 1999 for want of records.

It further stated that as the Union Minister for Youth Affairs is the President of the Executive Council and Secretary, Joint Secretary and Financial Adviser of Ministry are the members of the Council, the decision of the Executive Council was as good as the decision of the Ministry.

However, while accepting the audit observation, the Ministry stated (August 2010) that the reply of the institute conveying that the benefits of HRA and CCA was extended as a special case resulting out of the decision of the Executive Council did not hold good as all benefits extended to any Government of India officials were subject to rules and regulations of the Government framed from time to time. Thus, the benefit to the staff of Rajiv Gandhi National Institute of Youth Development was irregular.

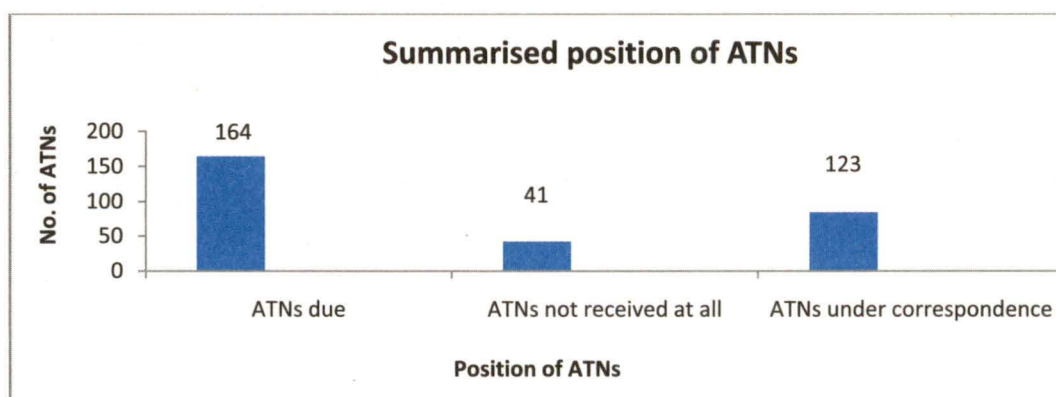
CHAPTER X

10.1 Follow-up action on Audit Reports-Summarised Position

The Lok Sabha Secretariat issued instructions in April 1982 to all Ministries to furnish notes to the Ministry of Finance (Department of Expenditure), indicating remedial/ corrective action taken on various paragraphs contained in the Audit Reports, soon after these were laid on the Table of the House.

In their Ninth Report (Eleventh Lok Sabha) presented to the Parliament on 22 April 1997, the Public Accounts Committee desired that submission of pending Action Taken Notes (ATNs) pertaining to Audit Reports for the years ended March 1994 and 1995 should be completed within a period of three months and recommended that ATNs on all paragraphs pertaining to the Audit Reports for the year ended March 1996 onwards be submitted to them duly vetted by Audit, within four months from the laying of the Reports in Parliament.

A review of the position of receipt of ATNs on paragraphs included in Audit Reports (Autonomous Bodies) up to the period ended 31 March 2009 (Appendix-VIII) revealed that the Ministries did not submit remedial/corrective ATNs in respect of a large number of paragraphs inspite of the above instructions. Out of 164 paragraphs on which ATNs were required to be sent, ATNs in respect of 41 paragraphs had not been received at all as shown in the chart given below:



Out of these 41 paragraphs two paragraphs pertained to Reports up to the year ended March 1993. The final ATNs in respect of 123 paragraphs, which were under correspondence, were pending at various stages.

New Delhi
Dated 01 APR 2011



(ROY MATHRANI)
Director General of Audit,
Central Expenditure

COUNTERSIGNED

New Delhi
Dated 05 APR 2011



(VINOD RAI)
Comptroller and Auditor General of India

Appendices

APPENDIX - I

(Referred to in paragraph 1.1.1)

Grants/loans released from 2005-06 to 2009-10 to Central autonomous bodies audited under Sections 19(2) and 20(1) of CAG's (DPC) Act, 1971

(₹ in lakh)

Sl. No.	Ministry/Department/ Name of Body	2009-10			2008-09		2007-08		2006-07		2005-06	
		Grant	Loan	Expenditure	Grant	Loan	Grant	Loan	Grant	Loan	Grant	Loan
Agriculture												
1.	Central Agricultural University, Imphal	Nil	Nil	Nil	Nil	Nil	Nil	Nil	Nil	Nil	Nil	Nil
2.	Coconut Development Board, Kochi	7500.00	Nil	7500.00	6536.76	Nil	5200.00	Nil	4000.00	Nil	3500.00	Nil
3.	National Co-operative Development Corporation, New Delhi	6250.00	Nil	6250.00	5756.02	Nil	5304.28	Nil	6494.00	Nil	2952.70	Nil
4.	National Horticulture Board, Gurgaon	14300.00	Nil	14377.70	17493.56	Nil	13003.65	Nil	14760.50	Nil	10531.00	Nil
5.	National Institute of Agricultural Extension Management, Hyderabad	1276.41	Nil	1235.82	Nil	Nil	2.54	Nil	437.44	Nil	1286.37	Nil
6.	National Oil Seeds and Vegetable Oil Development Board, Gurgaon	800.00	Nil	809.76	734.00	Nil	744.00	Nil	602.00	Nil	800.00	Nil
7.	Coastal Aquaculture Authority, Chennai	75.18	Nil	157.97	Nil	Nil	Nil	Nil	Nil	Nil	NA	NA

Report No. 38 of 2010-11

Sl. No.	Ministry/Department/ Name of Body	2009-10			2008-09		2007-08		2006-07		2005-06	
		Grant	Loan	Expenditure	Grant	Loan	Grant	Loan	Grant	Loan	Grant	Loan
8.	Protection of Plant Varieties Farmers Right (PPV&FR) Authority, NASC Complex, Pusa, New Delhi	653.33	Nil	638.39	1000.00	Nil	NA	NA	NA	NA	NA	NA
9.	National Institute of Plant Health Management	278.00	Nil	63.24	NA	NA	NA	NA	NA	NA	NA	NA
		31132.92	Nil	31032.88	31520.34	Nil	24254.47	Nil	26293.94	Nil	19070.07	Nil
Agriculture Research and Education												
10.	Indian Council of Agricultural Research, New Delhi	324232.00	Nil	319382.00	287047.00	Nil	223043.00	9600.00	217459.00	Nil	183900.00	Nil
		324232.00	Nil	319382.00	287047.00	Nil	223043.00	9600.00	217459.00	Nil	183900.00	Nil
Animal Husbandry and Dairying												
11.	Veterinary Council of India, New Delhi	150.00	Nil	103.58	170.00	Nil	170.40	Nil	135.00	Nil	100.00	Nil
		150.00	Nil	103.58	170.00	Nil	170.40	Nil	135.00	Nil	100.00	Nil
Chemicals and Fertilizers												
12.	National Institute of Pharmaceutical Education and Research, Mohali	7857.00	Nil	5322.87	5244.50	Nil	3706.31	Nil	2982.32	Nil	1324.00	Nil
		7857.00	Nil	5322.87	5244.50	Nil	3706.31	Nil	2982.32	Nil	1324.00	Nil
Coal & Mines												
13.	Coal Mines Provident Fund Organisation ,Dhanbad	2870.00	Nil	2870.00	Nil	Nil	Nil	Nil	Nil	Nil	Nil	Nil
		2870.00	Nil	2870.00	Nil	Nil	Nil	Nil	Nil	Nil	Nil	Nil
Commerce												
14.	Agricultural & Processed Food Products Export Development Authority, New Delhi	12652.04	Nil	12649.05	12455.29	Nil	12422.00	Nil	8983.63	Nil	6597.91	Nil
15.	Coffee Board (General Fund Accounts), Bengaluru	Nil	Nil	Nil	10066.07	Nil	8124.00	Nil	5563.24	Nil	12425.68	Nil

Sl. No.	Ministry/Department/ Name of Body	2009-10			2008-09		2007-08		2006-07		2005-06	
		Grant	Loan	Expenditure	Grant	Loan	Grant	Loan	Grant	Loan	Grant	Loan
16.	Coffee Board (Pool Fund Accounts), Bengaluru	Nil	Nil	Nil	Nil	Nil	Nil	Nil	Nil	Nil	Nil	Nil
17.	Export Inspection Agency, Chennai	Nil	Nil	Nil	Nil	Nil	Nil	Nil	Nil	Nil	Nil	Nil
18.	Export Inspection Agency, Cochin	Nil	Nil	Nil	Nil	Nil	Nil	Nil	Nil	Nil	Nil	Nil
19.	Export Inspection Agency, Kolkata	Nil	Nil	Nil	Nil	Nil	Nil	Nil	Nil	Nil	Nil	Nil
20.	Export Inspection Agency, Mumbai	Nil	Nil	Nil	Nil	Nil	Nil	Nil	Nil	Nil	NA	NA
21.	Export Inspection Agency, Delhi	Nil	Nil	Nil	Nil	Nil	Nil	Nil	Nil	Nil	NA	NA
22.	Export Inspection Council, New Delhi	900.00	Nil	900.00	1583.00	Nil	500.00	Nil	120.34	Nil	450.00	Nil
23.	Marine Products Export Development Authority, Kochi	Nil	Nil	Nil	9726.00	Nil	8440.71	Nil	Nil	Nil	135.00	Nil
24.	Rubber Board, Kottayam	14300.00	Nil	14192.00	13027.00	Nil	10275.00	Nil	9329.86	Nil	9073.70	Nil
25.	Special Economic Zone Authority, NOIDA	Nil	Nil	116.10	NA	NA	NA	NA	NA	NA	NA	NA
26.	Spices Board, Kochi	Nil	Nil	Nil	7453.60	Nil	6545.00	Nil	110.00	Nil	3200.00	Nil
27.	Tobacco Board, Guntur	Nil	Nil	Nil	Nil	Nil	Nil	Nil	Nil	Nil	NA	NA
28.	Tea Board, Kolkata	20728.28	Nil	20941.13	14686.29	Nil	14917.00	Nil	17988.48	Nil	12013.13	Nil
		48580.32	Nil	48798.28	68997.25	Nil	61223.71	Nil	42095.55	Nil	43895.42	Nil
Corporate Affairs												
29.	Competition Commission of India, New Delhi	1600.00	Nil	1341.54	1000.00	Nil	500.00	Nil	300.00	Nil	150.00	Nil
		1600.00	Nil	1341.54	1000.00	Nil	500.00	Nil	300.00	Nil	150.00	Nil

Report No. 38 of 2010-11

Sl. No.	Ministry/Department/ Name of Body	2009-10			2008-09		2007-08		2006-07		2005-06	
		Grant	Loan	Expenditure	Grant	Loan	Grant	Loan	Grant	Loan	Grant	Loan
Consumer Affairs												
30.	Bureau of Indian Standards, New Delhi	20886.00	Nil	15340.00	162.01	Nil	150.00	Nil	13.60	Nil	Nil	Nil
		20886.00	Nil	15340.00	162.01	Nil	150.00	Nil	13.60	Nil	Nil	Nil
Culture												
31.	Allahabad Museum, Allahabad	229.24	Nil	159.39	291.96	Nil	224.80	Nil	194.01	Nil	147.00	Nil
32.	Asiatic Society, Kolkata	1722.61	Nil	1729.44	1039.90	Nil	800.87	Nil	574.60	Nil	665.00	Nil
33.	Central Institute of Buddhist Studies, Leh	1297.87	Nil	1297.87	950.76	Nil	913.60	Nil	782.81	Nil	768.82	Nil
34.	Central University of Tibetan Studies, Varanasi	1454.88	Nil	1454.88	1029.23	Nil	752.00	Nil	680.00	Nil	576.28	Nil
35.	Centre for Cultural Resources and Training, New Delhi	1852.99	Nil	1895.15□	180.00	Nil	1350.74	Nil	836.50	Nil	856.00	Nil
36.	Delhi Public Library, Delhi	1764.50	Nil	1752.47	1387.42	Nil	745.63	Nil	767.97	Nil	730.00	Nil
37.	Eastern Zonal Cultural Centre, Kolkata	342.19	Nil	226.32	272.62	Nil	334.77	Nil	187.84	Nil	474.05	Nil
38.	Gandhi Smriti and Darshan Samiti, New Delhi	665.98	Nil	665.98	1487.84	Nil	958.86	Nil	717.56	Nil	652.37	Nil
39.	Indian Museum, Kolkata	1448.17	Nil	1447.67	969.25	Nil	645.68	Nil	730.00	Nil	2207.00	Nil
40.	Indira Gandhi National Centre for the Arts, New Delhi	3000.00	Nil	NA	2950.00	Nil	4015.38	Nil	310.00	Nil	55.00	Nil
41.	Indira Gandhi Rashtriya Manav Sangrahalaya, Delhi	1238.75	Nil	1071.97	1017.26	Nil	720.00	Nil	660.24	Nil	565.00	Nil
42.	Kalakshetra Foundation, Chennai	876.64	Nil	986.32□	559.29	Nil	496.20	Nil	432.97	Nil	320.00	Nil
43.	Khuda Baksh Oriental Public Library, Patna	506.07	Nil	369.46	340.28	Nil	155.34	Nil	258.95	Nil	304.66	Nil

Sl. No.	Ministry/Department/ Name of Body	2009-10			2008-09		2007-08		2006-07		2005-06	
		Grant	Loan	Expenditure	Grant	Loan	Grant	Loan	Grant	Loan	Grant	Loan
44.	Lalit Kala Academy, New Delhi	1398.77	Nil	1586.38*	2130.00	Nil	936.43	Nil	829.78	Nil	789.00	Nil
45.	National Council of Science Museum, Kolkata	6614.00	Nil	6064.00	4141.05	Nil	3593.00	Nil	3140.00	Nil	3070.00	Nil
46.	National Museum Institute, New Delhi	79.08	Nil	287.49	1017.60	Nil	248.69	Nil	143.00	Nil	106.00	Nil
47.	National School of Drama, New Delhi	2664.85	Nil	2859.69*	2851.93	Nil	2109.92	Nil	1679.92	Nil	1469.00	Nil
48.	National Culture Fund, New Delhi	Nil	Nil	Nil	319.00	Nil	300.00	Nil	200.00	Nil	200.00	Nil
49.	Nav Nalanda Mahavira, Nalanda	481.00	Nil	227.00	368.68	Nil	331.81	Nil	154.77	Nil	458.53	Nil
50.	Nehru Memorial Museum and Library, New Delhi	2462.71	Nil	2462.71	1712.32	Nil	2914.93	Nil	757.40	Nil	726.00	Nil
51.	North Central Zone Cultural Centre, Allahabad	240.58	Nil	180.73	186.49	Nil	177.73	Nil	166.15	Nil	474.00	Nil
52.	North East Central Zone Cultural Centre, Dimapur	518.00	Nil	518.00	435.91	Nil	314.54	Nil	250.49	Nil	561.75	Nil
53.	North Zone Cultural Centre, Patiala	234.14	Nil	234.14	282.00	Nil	259.54	Nil	301.47	Nil	564.50	Nil
54.	Raja Ram Mohan Roy Library Foundation, Kolkata	2671.55	Nil	3465.00	3280.00	Nil	2629.12	Nil	2359.17	Nil	2556.00	Nil
55.	Rampur Raza Library Board, Rampur	464.08	Nil	385.46	426.48	Nil	276.00	Nil	192.00	Nil	277.00	Nil
56.	Sahitya Akademi, New Delhi	1650.55	Nil	2192.73*	2016.09	Nil	1475.11	Nil	1212.30	Nil	1305.00	Nil
57.	Salarjung Museum, Hyderabad	2214.10	Nil	2214.10	1625.17	Nil	1170.34	Nil	920.00	Nil	1055.00	Nil
58.	Sangeet Natak Akademi, New Delhi	2590.68	Nil	909.90*	3128.24	Nil	2063.71	Nil	1757.00	Nil	1675.00	Nil
59.	South Central Zone Cultural Centre, Nagpur	174.80	Nil	127.63	162.00	Nil	162.68	Nil	133.66	Nil	465.36	Nil

* Excess expenditure was met from unspent balance of previous year/internal receipts

Report No. 38 of 2010-11

Sl. No.	Ministry/Department/ Name of Body	2009-10			2008-09		2007-08		2006-07		2005-06	
		Grant	Loan	Expenditure	Grant	Loan	Grant	Loan	Grant	Loan	Grant	Loan
60.	South Zone Cultural Centre, Thanjavur, Tamil Nadu	331.76	Nil	272.33	209.16	Nil	269.07	Nil	184.14	Nil	395.47	Nil
61.	Victoria Memorial Hall, Kolkata	768.70	Nil	768.70	763.64	Nil	720.00	Nil	892.18	Nil	777.16	Nil
62.	West Zone Cultural Centre, Udaipur	274.93	Nil	274.93	322.94	Nil	155.80	Nil	132.16	Nil	454.52	Nil
		42234.17	Nil	38087.84	37854.51	Nil	32222.29	Nil	22539.04	Nil	25700.47	Nil
Defence												
63.	Himalayan Mountaineering Institute, Darjeeling	571.14	Nil	574.91	692.59	Nil	175.57	Nil	203.88	Nil	106.92	Nil
64.	Jawahar Institute of Mountaineering and Winter Sports, Pehalgam	165.84	Nil	169.00	110.55	Nil	40.17	Nil	33.83	Nil	25.26	Nil
65.	Nehru Institute of Mountaineering, Uttarkashi	313.64	Nil	478.96	438.83	Nil	67.33	Nil	47.90	Nil	179.42	Nil
		1050.62	Nil	1222.74	1241.97	Nil	283.07	Nil	285.61	Nil	311.60	Nil
Environment and Forests												
66.	Animal Welfare Board of India, Chennai	1288.00	Nil	630.00	2208.00	Nil	2122.00	Nil	NA	NA	524.90	Nil
67.	Central Zoo Authority, New Delhi	1750.00	Nil	658.00	1750.00	Nil	1700.00	Nil	2063.00	Nil	1723.00	Nil
68.	National Biodiversity Authority, Chennai	287.92	Nil	287.92	310.00	Nil	146.01	Nil	142.02	Nil	137.74	Nil
69.	National Tiger Conservation Authority	259.95	Nil	259.95	NA	NA	NA	NA	NA	NA	NA	NA
70.	Wild life Institute of India, Dehradun	1794.97	Nil	1241.00	1620.00	Nil	1400.00	Nil	1300.00	Nil	986.54	Nil
		5380.84	Nil	3076.87	5888.00	Nil	5368.01	Nil	3505.02	Nil	3372.18	Nil
External Affairs												
71.	Haj Committee, Mumbai*	NA	NA	NA	NA	NA	NA	NA	NA	NA	NA	NA

*Bodies whose information for 2009-10 had not been received as of December 2010

Sl. No.	Ministry/Department/ Name of Body	2009-10			2008-09		2007-08		2006-07		2005-06	
		Grant	Loan	Expenditure	Grant	Loan	Grant	Loan	Grant	Loan	Grant	Loan
72.	Indian Council for Cultural Relations, New Delhi	13900.00	Nil	13009.13	8645.87	Nil	7700.00	Nil	6850.00	Nil	6050.00	Nil
73.	Indian Council of World Affairs, New Delhi	660.00	Nil	660.00	368.23	Nil	340.00	Nil	240.00	Nil	225.00	Nil
		14560.00	Nil	13669.13	9014.10	Nil	8040.00	Nil	7090.00	Nil	6275.00	Nil
Finance												
74.	Insurance Regulatory and Development Authority, Hyderabad	Nil	Nil	Nil	Nil	Nil	Nil	Nil	Nil	Nil	Nil	Nil
75.	Securities and Exchange Board of India, Mumbai	Nil	Nil	Nil	Nil	Nil	Nil	Nil	Nil	Nil	Nil	Nil
		Nil	Nil	Nil	Nil	Nil	Nil	Nil	Nil	Nil	Nil	Nil
Health and Family Welfare												
76.	All India Institute of Medical Sciences, New Delhi	88651.00	Nil	88651.00	65342.00	Nil	47001.00	Nil	46238.14	Nil	22423.12	Nil
77.	Central Council of Homoeopathy, New Delhi	360.01	Nil	360.01	107.00	Nil	85.00	Nil	170.36	Nil	70.00	Nil
78.	Central Council for Research in Ayurveda and Siddha, New Delhi	13850.00	Nil	13850.00	9004.64	Nil	5692.91	Nil	3210.51	Nil	3838.75	Nil
79.	Central Council for Research in Homoeopathy, New Delhi	4352.00	Nil	4352.00	2990.00	Nil	1861.04	Nil	1367.43	Nil	1410.00	Nil
80.	Central Council for Research in Unani Medicine, New Delhi	7034.44	Nil	7034.44	5304.62	Nil	3470.12	Nil	2826.23	Nil	2374.84	Nil
81.	Central Council for Research in Yoga and Naturopathy, New Delhi	1412.00	Nil	1412.00	1195.97	Nil	438.56	Nil	278.45	Nil	250.00	Nil
82.	Central Council of Indian Medicine, New Delhi	218.00	Nil	218.00	112.58	Nil	68.60	Nil	63.94	Nil	87.08	Nil
83.	Chittaranjan National Cancer Institute, Kolkata	2103.30	Nil	2103.30	Nil	Nil	1595.00	Nil	595.00	Nil	15523.00	Nil

Report No. 38 of 2010-11

Sl. No.	Ministry/Department/ Name of Body	2009-10			2008-09		2007-08		2006-07		2005-06	
		Grant	Loan	Expenditure	Grant	Loan	Grant	Loan	Grant	Loan	Grant	Loan
84.	Dental Council of India, New Delhi	19.00	Nil	19.00	19.00	Nil	19.00	Nil	19.00	Nil	18.00	Nil
85.	Food Safety & Standard Authority of India	2100.00	Nil	2100.00	NA	NA	NA	NA	NA	NA	NA	NA
86.	Indian Council of Medical Research, New Delhi	58350.00	Nil	58350.00	56418.00	Nil	31165.00	Nil	32269.00	Nil	36500.00	Nil
87.	Indian Nursing Council, New Delhi	27.00	Nil	27.00	37.00	Nil	31.00	Nil	110.00	Nil	25.00	Nil
88.	Medical Council of India, New Delhi	100.00	Nil	100.00	130.00	Nil	160.00	Nil	160.00	Nil	160.00	Nil
89.	Morarji Desai National Institute of Yoga, New Delhi	642.58	Nil	642.58	580.00	Nil	356.59	Nil	406.21	Nil	252.30	Nil
90.	National Board of Examination, New Delhi	Nil	Nil	Nil	Nil	Nil	Nil	Nil	Nil	Nil	677.00	Nil
91.	National Institute of Ayurveda, Jaipur	3074.00	Nil	3074.00	2162.00	Nil	1730.00	Nil	1072.00	Nil	1195.00	Nil
92.	National Institute of Health and Family Welfare, New Delhi	3385.17	Nil	3385.00	2742.19	Nil	150.00	Nil	3138.63	Nil	1616.95	Nil
93.	National Institute of Homoeopathy, Kolkata	2187.00	Nil	2187.00	2089.00	Nil	1786.17	Nil	867.34	Nil	860.00	Nil
94.	National Institute of Mental Health and Neuro Sciences, Bengaluru	12569.00	Nil	11779.00	9786.00	Nil	6000.00	Nil	6327.31	Nil	4876.50	Nil
95.	National Institute of Naturopathy, Pune	530.00	Nil	530.00	437.00	Nil	298.00	Nil	214.45	Nil	150.00	Nil
96.	National Institute of Siddha, Chennai	1100.00	Nil	1100.00	1074.00	Nil	600.00	Nil	200.00	Nil	NA	NA
97.	National Institute of Unani Medicine, Bengaluru	1010.00	Nil	1010.00	876.00	Nil	538.15	Nil	NA	NA	NA	NA
98.	North Eastern Indira Gandhi Regional Institute of Health and Medical Science, Shillong	6500.00	Nil	6500.00	5900.00	Nil	4200.00	Nil	NA	NA	NA	NA

Sl. No.	Ministry/Department/ Name of Body	2009-10			2008-09		2007-08		2006-07		2005-06	
		Grant	Loan	Expenditure	Grant	Loan	Grant	Loan	Grant	Loan	Grant	Loan
99.	Pharmacy Council of India, New Delhi	10.00	Nil	10.00	20.00	Nil	15.00	Nil	12.00	Nil	5.00	Nil
100.	Post Graduate Institute of Medical Education Research, Chandigarh	39200.00	Nil	39200.00	30500.00	Nil	20300.00	Nil	23086.00	Nil	8083.78	Nil
101.	Rashtriya Aarogya Nidhi, New Delhi	3422.00	Nil	3421.24	Nil	Nil	495.00	Nil	430.00	Nil	284.00	Nil
102.	Rashtriya Ayurveda Vidyapeeth, New Delhi	259.31	Nil	259.31	120.17	Nil	79.15	Nil	271.93	Nil	78.24	Nil
		252465.81	Nil	251674.88	196947.17	Nil	128135.29	Nil	123333.93	Nil	100758.56	Nil
Heavy Industries												
103.	National Automotive Testing and R&D Infrastructure Project Implementation Society (NATIS), New Delhi	14559.00	Nil	20664.00	13189.00	Nil	Nil	Nil	13000.00	Nil	19701.00	Nil
		14559.00	Nil	20664.00	13189.00	Nil	Nil	Nil	13000.00	Nil	19701.00	Nil
Home Affairs												
104.	National Human Rights Commission, New Delhi	4273.00	Nil	4205.46	1931.00	Nil	1579.02	Nil	1205.35	Nil	1112.00	Nil
105.	Municipal Council, Port Blair, A&N Islands	2736.00	Nil	931.13	161.00	Nil	Nil	Nil	10.00	Nil	NA	NA
		7009.00	Nil	5136.59	2092.00	Nil	1579.02	Nil	1215.35	Nil	1112.00	Nil
Human Resource Development												
106.	All India Council for Technical Education, New Delhi	20000.00	Nil	18111.00	19627.00	Nil	9941.14	Nil	9135.52	Nil	9148.00	Nil
107.	Aligarh Muslim University, Aligarh	51295.21	Nil	47997.76	35595.24	Nil	25259.03	Nil	NA	NA	20367.58	Nil
108.	Assam University, Silchar	9313.91	Nil	6631.48	3264.82	Nil	2721.77	Nil	NA	NA	1132.32	Nil

Report No. 38 of 2010-11

Sl. No.	Ministry/Department/ Name of Body	2009-10			2008-09		2007-08		2006-07		2005-06	
		Grant	Loan	Expenditure	Grant	Loan	Grant	Loan	Grant	Loan	Grant	Loan
109.	Atal Bihari Vajpayee Indian Institute of Information Technology and Management, Gwalior	2480.00	Nil	NA	2405.00	Nil	1120.00	Nil	1093.00	Nil	803.00	Nil
110.	Auroville Foundation, Auroville, Puduchery	785.00	Nil	778.00	697.00	Nil	476.00	Nil	280.75	Nil	201.25	Nil
111.	Baba Saheb Bhimrao Ambedkar University, Lucknow	2688.13	Nil	2350.75	1583.33	Nil	1531.32	Nil	NA	NA	240.48	Nil
112.	Banaras Hindu University, Varanasi	77620.88	Nil	63082.32	39113.96	Nil	29663.03	Nil	NA	NA	22947.59	Nil
113.	Board of Apprenticeship Training, Chennai	300.00	Nil	NA	179.92	Nil	247.50	Nil	3334.75	Nil	1638.00	Nil
114.	Board of Apprenticeship Training, Kanpur	207.65	Nil	NA	161.75	Nil	95.00	Nil	630.00	Nil	595.19	Nil
115.	Board of Apprenticeship Training, Mumbai	172.35	Nil	NA	136.75	Nil	120.00	Nil	871.24	Nil	630.00	Nil
116.	Board of Practical Training, Kolkata	275.00	Nil	NA	219.25	Nil	137.50	Nil	555.00	Nil	499.25	Nil
117.	Central Institute of Classical Tamil, Chennai	858.93	Nil	861.00	NA	NA	NA	NA	NA	NA	NA	NA
118.	Central Tibetan Schools Administration, New Delhi	4017.00	Nil	4017.00	3071.00	Nil	2540.00	Nil	20.10	Nil	1890.00	Nil
119.	Centre for Studies in Civilizations, New Delhi	113.50	Nil	128.00	1055.00	Nil	174.96	Nil	160.00	Nil	Nil	Nil
120.	Central Institute of Technology, Kokrajhar	2400.00	Nil	2399.00	1499.00	Nil	NA	NA	NA	NA	NA	NA
121.	Central University, Bihar*	NA	NA	NA	NA	NA	NA	NA	NA	NA	NA	NA
122.	Central University, Chhatisgarh	5865.55	Nil	6880.64	427.67	Nil	NA	NA	NA	NA	NA	NA
123.	Central University, Gujarat*	NA	NA	NA	NA	NA	NA	NA	NA	NA	NA	NA

*Bodies whose information for 2009-10 had not been received as of December 2010

Sl. No.	Ministry/Department/ Name of Body	2009-10			2008-09		2007-08		2006-07		2005-06	
		Grant	Loan	Expenditure	Grant	Loan	Grant	Loan	Grant	Loan	Grant	Loan
124.	Central University, Haryana*	NA	NA	NA	NA	NA	NA	NA	NA	NA	NA	NA
125.	Central University, Himachal Pradesh	300.00	Nil	4.16	NA	NA	NA	NA	NA	NA	NA	NA
126.	Central University, Jammu & Kashmir	400.00	Nil	58.00	NA	NA	NA	NA	NA	NA	NA	NA
127.	Central University, Jharkhand	125.00	Nil	315.72	NA	NA	NA	NA	NA	NA	NA	NA
128.	Central University, Karnataka	500.00	Nil	192.92	NA	NA	NA	NA	NA	NA	NA	NA
129.	Central University, Kerala	525.00	Nil	172.00	NA	NA	NA	NA	NA	NA	NA	NA
130.	Central University, Madhya Pradesh	6501.99	Nil	5564.95	1007.40	Nil	NA	NA	NA	NA	NA	NA
131.	Central University, Orissa	1475.00	Nil	196.00	NA	NA	NA	NA	NA	NA	NA	NA
132.	Central University, Punjab *	NA	NA	NA	NA	NA	NA	NA	NA	NA	NA	NA
133.	Central University, Rajasthan	400.00	Nil	157.00	NA	NA	NA	NA	NA	NA	NA	NA
134.	Central University, Tamil Nadu	3150.00	Nil	83.00	NA	NA	NA	NA	NA	NA	NA	NA
135.	Delhi University, Delhi	54435.15	Nil	86431.35	24065.69	Nil	20751.67	Nil	NA	NA	15060.29	Nil
136.	Dr. B.R.Ambedkar National Institute of Technology, Jalandhar	6180.90	Nil	5443.00	5185.98	Nil	1200.00	Nil	907.00	Nil	400.00	Nil
137.	English and Foreign Language University, Hyderabad	8291.80	Nil	9121.29	4772.46	Nil	3187.24	Nil	NA	NA	NA	NA
138.	Gandhigram Rural Institute, Gandhigram, Dindigul, Tamil Nadu	3050.00	Nil	2702.77	NA	NA	NA	NA	NA	NA	NA	NA

* Bodies whose information for 2009-10 had not been received as of December 2010

Report No. 38 of 2010-11

Sl. No.	Ministry/Department/ Name of Body	2009-10			2008-09		2007-08		2006-07		2005-06	
		Grant	Loan	Expenditure	Grant	Loan	Grant	Loan	Grant	Loan	Grant	Loan
139.	Indian Council of Historical Research, New Delhi	1313.49	Nil	1211.00	1190.73	Nil	924.98	Nil	854.94	Nil	711.36	Nil
140.	Indian Council of Philosophical Research, New Delhi	663.00	Nil	746.00	609.07	Nil	440.68	Nil	450.00	Nil	367.62	Nil
141.	Indian Council of Social Science Research, New Delhi	8612.50	Nil	2631.00	5302.00	Nil	2878.56	Nil	4450.00	Nil	4181.02	Nil
142.	Indian Institute of Advanced Studies, Shimla	898.00	Nil	916.00	748.27	Nil	291.74	Nil	572.20	Nil	494.00	Nil
143.	Indira Gandhi National Open University, New Delhi	4792.00	Nil	NA	4291.00	Nil	67.66	Nil	NA	NA	3024.00	Nil
144.	Indira Gandhi National Tribal University, Madhya Pradesh	400.00	Nil	235.62	400.00	Nil	NA	NA	NA	NA	NA	Nil
145.	Indian Institute of Information Technology, Allahabad	5525.00	Nil	4800.00	5525.00	Nil	2800.00	Nil	1643.00	Nil	1563.00	Nil
146.	Indian Institute of Information Technology Design and Manufacturing, Kancheepuram	500.00	Nil	500.00	200.00	Nil	NA	NA	NA	NA	NA	NA
147.	Indian Institute of Science Education and Research, Pune	5500.00	Nil	NA	4875.00	Nil	2550.00	Nil	NA	NA	NA	NA
148.	Indian Institute of Science Education and Research, Thiruvananthapuram	2500.00	Nil	NA	850.00	Nil	NA	NA	NA	NA	NA	NA
149.	Indian Institute of Science Education and Research, Bhopal	2500.00	Nil	NA	1000.00	Nil	NA	NA	NA	NA	NA	NA
150.	Indian Institute of Science Education and Research, Mohali	6500.00	Nil	NA	3275.00	Nil	1050.00	Nil	NA	NA	NA	NA

Sl. No.	Ministry/Department/ Name of Body	2009-10			2008-09		2007-08		2006-07		2005-06	
		Grant	Loan	Expenditure	Grant	Loan	Grant	Loan	Grant	Loan	Grant	Loan
151.	Indian Institute of Science Education and Research, Kolkata	5500.00	Nil	NA	7700.00	Nil	2400.00	Nil	NA	NA	NA	NA
152.	Indian Institute of Management, Ahmedabad	Nil	Nil	Nil	225.25	Nil	Nil	Nil	Nil	Nil	Nil	Nil
153.	Indian Institute of Management, Bengaluru	1928.00	Nil	1928.00	1066.68	Nil	Nil	Nil	Nil	Nil	Nil	Nil
154.	Indian Institute of Management, Indore	2013.27	Nil	1449.00	1495.83	Nil	1719.00	Nil	2497.47	Nil	1808.00	Nil
155.	Indian Institute of Management, Kolkata	1100.00	Nil	1100.00	2506.00	Nil	Nil	Nil	Nil	Nil	Nil	Nil
156.	Indian Institute of Management, Kozhikode	2785.19	Nil	2005.00	3188.33	Nil	3234.75	Nil	2304.96	Nil	1619.00	Nil
157.	Indian Institute of Management, Lucknow	2632.01	Nil	1318.00	1981.84	Nil	Nil	Nil	2147.57	Nil	1514.00	Nil
158.	Indian Institute of Science, Benaluru	30872.00	Nil	24312.00	20897.00	Nil	12600.00	Nil	15500.00	Nil	8900.00	Nil
159.	Indian Institute of Technology, Bhubaneshwar	3761.00	Nil	742.67	NA	NA	NA	NA	NA	NA	NA	NA
160.	Indian Institute of Technology, Gandhi Nagar*	NA	NA	NA	NA	NA	NA	NA	NA	NA	NA	NA
161.	Indian Institute of Technology, Hyderabad*	NA	NA	NA	NA	NA	NA	NA	NA	NA	NA	NA
162.	Indian Institute of Technology, Patna	5250.00	Nil	559.08	NA	NA	NA	NA	NA	NA	NA	NA
163.	Indian Institute of Technology, Rajasthan*	NA	NA	NA	NA	NA	NA	NA	NA	NA	NA	NA
164.	Indian Institute of Technology, Ropar	2582.00	Nil	875.49	NA	NA	NA	NA	NA	NA	NA	NA
165.	Indian Institute of Technology, Chennai	23285.00	Nil	28234.00	24435.75	Nil	11922.00	Nil	121.25	Nil	12265.00	Nil

* Bodies whose information for 2009-10 had not been received as of December 2010

Report No. 38 of 2010-11

Sl. No.	Ministry/Department/ Name of Body	2009-10			2008-09		2007-08		2006-07		2005-06	
		Grant	Loan	Expenditure	Grant	Loan	Grant	Loan	Grant	Loan	Grant	Loan
166.	Indian Institute of Technology, Delhi	25780.00	Nil	25538.00	21273.00	Nil	12933.57	Nil	92.95	Nil	8800.00	Nil
167.	Indian Institute of Technology, Guwahati	10390.25	Nil	11687.00	8276.75	Nil	6874.00	Nil	76.27	Nil	7254.00	Nil
168.	Indian Institute of Technology, Kanpur	24055.00	Nil	27054.00	24736.75	Nil	12680.00	Nil	106.60	Nil	10250.00	Nil
169.	Indian Institute of Technology, Kharagpur	31707.05	Nil	38344.00	35550.50	Nil	15400.00	Nil	127.50	Nil	11450.00	Nil
170.	Indian Institute of Technology, Mumbai	34586.45	Nil	34577.00	27173.00	Nil	14352.93	Nil	118.85	Nil	11930.00	Nil
171.	Indian Institute of Technology, Roorkee	27976.50	Nil	27979.00	30497.75	Nil	10699.50	Nil	87.00	Nil	9010.00	Nil
172.	Indian School of Mines, Dhanbad	12732.30	Nil	8076.00	10620.00	Nil	4927.17	Nil	3365.00	Nil	2211.00	Nil
173.	Jamia Millia Islamia University, Delhi	22607.45	Nil	19457.66	12696.39	Nil	15292.01	Nil	NA	NA	6868.51	Nil
174.	Jawaharlal Nehru University, New Delhi	27641.51	Nil	27942.50	14556.83	Nil	13958.67	Nil	NA	NA	10102.36	Nil
175.	JIPMER, Puduchery	27500.00	Nil	24884.00	NA	NA	NA	NA	NA	NA	NA	NA
176.	Kendriya Vidyalaya Sangathan, New Delhi	242544.00	Nil	242544.00	145100.00	Nil	96400.00	Nil	894.36	Nil	82294.00	Nil
177.	Kendriya Hindi Shikshan Mandal, Agra	2068.00	Nil	2171.47	1584.00	Nil	1420.00	Nil	Nil	Nil	955.85	Nil
178.	Lal Bahadur Shastri Rshtriya Sanskrit Vidyapeeth, New Delhi	1921.00	Nil	23.00	1308.00	Nil	Nil	Nil	Nil	Nil	Nil	Nil
179.	Mahatma Gandhi Antarashtriya Hindi Vishwavidyalay, Wardha	3104.41	Nil	2686.17	1591.00	Nil	1122.03	Nil	Nil	Nil	1016.95	Nil
180.	Manipur University, Canchipur	7689.57	Nil	7950.57	4612.29	Nil	5874.21	Nil	NA	NA	NA	NA
181.	Maulana Azad National Urdu University, Hyderabad	5675.95	Nil	4523.93	3520.94	Nil	3646.85	Nil	NA	NA	1334.73	Nil

Sl. No.	Ministry/Department/ Name of Body	2009-10			2008-09		2007-08		2006-07		2005-06	
		Grant	Loan	Expenditure	Grant	Loan	Grant	Loan	Grant	Loan	Grant	Loan
182.	Mizoram University, Aizal	11536.69	Nil	7548.97	7096.85	Nil	6637.54	Nil	NA	NA	2524.74	Nil
183.	Maharishi Sandipani Rashtriya Veda Vidya Pratishthan, Ujjain	1200.00	Nil	1202.00	1100.00	Nil	520.00	Nil	170.00	Nil	25.00	Nil
184.	Malviya National Institute of Technology, Jaipur	7618.00	Nil	6825.00	3883.50	Nil	1950.00	Nil	1310.00	Nil	1250.00	Nil
185.	Maulana Azad National Institute of Technology, Bhopal	9680.00	Nil	3117.00	5131.49	Nil	1700.00	Nil	1700.00	Nil	1140.00	Nil
186.	Motilal Nehru National Institute of Technology, Allahabad	7055.00	Nil	6928.00	5922.87	Nil	2600.00	Nil	1837.50	Nil	1580.00	Nil
187.	Nagaland University, Kohima	6472.17	Nil	4903.82	2784.79	Nil	3162.25	Nil	NA	NA	2044.32	Nil
188.	National Bal Bhavan Society, New Delhi	1240.00	Nil	1240.00	1486.99	Nil	1394.68	Nil	8.01	Nil	Nil	Nil
189.	National Book Trust, New Delhi	3274.00	Nil	NA	2004.00	Nil	1681.05	Nil	2463.04	Nil	1702.22	Nil
190.	National Commission for Minority Educational Institution, New Delhi	191.08	Nil	NA	192.00	Nil	195.09	Nil	Nil	Nil	165.41	Nil
191.	National Institute of Adult Education, New Delhi	Nil	Nil	Nil	Nil	Nil	Nil	Nil	Nil	Nil	Nil	Nil
192.	National Council for Promotion of Sindhi Language, Delhi	147.00	Nil	147.00	60.00	Nil	170.00	Nil	100.00	Nil	60.00	Nil
193.	National Council for Promotion of Urdu Language, New Delhi	1900.00	Nil	1190.00	1735.00	Nil	1740.00	Nil	1660.00	Nil	1153.01	Nil
194.	National Council for Teachers Education, New Delhi	Nil	Nil	Nil	Nil	Nil	Nil	Nil	Nil	Nil	Nil	Nil

Report No. 38 of 2010-11

Sl. No.	Ministry/Department/ Name of Body	2009-10			2008-09		2007-08		2006-07		2005-06	
		Grant	Loan	Expenditure	Grant	Loan	Grant	Loan	Grant	Loan	Grant	Loan
195.	National Council of Educational Research and Training, New Delhi	12241.00	Nil	12241.00	9934.00	Nil	9095.00	Nil	92.08	Nil	7513.00	Nil
196.	National Council of Rural Institutes, Hyderabad	390.00	Nil	395.00	331.00	Nil	180.00	Nil	90.00	Nil	24.00	Nil
197.	National University of Educational Planning and Administration, New Delhi	1980.00	Nil	NA	1319.00	Nil	1040.00	Nil	752.21	Nil	515.65	Nil
198.	National Institute of Foundry and Forge Technology, Ranchi	2200.00	Nil	1700.00	1957.25	Nil	1210.00	Nil	871.00	Nil	831.00	Nil
199.	National Institute of Technical Teachers Training & Research, Bhopal	1666.94	Nil	1796.45	1068.44	Nil	935.00	Nil	720.00	Nil	720.00	Nil
200.	National Institute of Technical Teachers Training & Research, Chandigarh	1729.00	Nil	1696.15	2045.25	Nil	840.06	Nil	1015.06	Nil	718.06	Nil
201.	National Institute of Technical Teachers Training & Research, Chennai	1342.87	Nil	1181.85	917.62	Nil	767.93	Nil	692.93	Nil	779.93	Nil
202.	National Institute of Technical Teachers Training & Research, Kolkata	2259.19	Nil	1957.17	1120.94	Nil	534.25	Nil	710.90	Nil	624.25	Nil
203.	National Institute of Technology, Agartala	10583.00	Nil	10804.00	4658.00	Nil	1500.00	Nil	NA	NA	NA	NA
204.	National Institute of Technology, Durgapur	6690.54	Nil	10523.00	7399.40	Nil	1800.00	Nil	1787.50	Nil	1760.00	Nil
205.	National Institute of Technology, Hamirpur	7298.00	Nil	5383.00	3296.81	Nil	3110.00	Nil	1325.00	Nil	925.00	Nil
206.	National Institute of Technology, Jamshedpur	2349.75	Nil	2596.00	2518.94	Nil	1450.00	Nil	975.00	Nil	1400.00	Nil
207.	National Institute of Technology, Kozhikode	11040.80	Nil	11707.00	10846.00	Nil	3650.00	Nil	2600.00	Nil	2500.00	Nil
208.	National Institute of Technology, Kurukshetra	5754.70	Nil	5526.00	1670.17	Nil	3515.00	Nil	2187.50	Nil	1400.00	Nil

Sl. No.	Ministry/Department/ Name of Body	2009-10			2008-09		2007-08		2006-07		2005-06	
		Grant	Loan	Expenditure	Grant	Loan	Grant	Loan	Grant	Loan	Grant	Loan
209.	National Institute of Technology, Patna	2373.75	Nil	1969.00	2070.25	Nil	1050.00	Nil	1100.00	Nil	1200.00	Nil
210.	National Institute of Technology, Raipur	3574.75	Nil	3304.00	1879.75	Nil	1125.00	Nil	NA	NA	NA	NA
211.	National Institute of Technology, Rourkela	8913.00	Nil	12698.00	7800.75	Nil	3440.00	Nil	3100.00	Nil	2125.00	Nil
212.	National Institute of Technology, Silchar	5443.00	Nil	5451.00	3221.00	Nil	2210.00	Nil	2263.00	Nil	1237.95	Nil
213.	National Institute of Technology, Srinagar	3226.90	Nil	3368.00	3047.87	Nil	1950.00	Nil	1350.00	Nil	1225.00	Nil
214.	National Institute of Technology, Surathkal	11734.20	Nil	13895.00	9186.51	Nil	3800.00	Nil	2320.00	Nil	1972.73	Nil
215.	National Institute of Technology, Tiruchirappalli	6135.25	Nil	6483.00	9048.88	Nil	4000.00	Nil	3050.00	Nil	1672.00	Nil
216.	National Institute of Technology, Warangal	9178.90	Nil	15780.00	14764.33	Nil	3200.00	Nil	2450.00	Nil	2433.77	Nil
217.	National Institute of Industrial Engineering, Mumbai	5650.00	Nil	NA	4418.64	Nil	3476.52	Nil	2228.64	Nil	1065.41	Nil
218.	National Institute of Open Schooling, New Delhi	1500.00	Nil	1500.00	1500.00	Nil	600.00	Nil	4.15	Nil	360.00	Nil
219.	Navodaya Vidyalaya Samiti, New Delhi	167620.00	Nil	167620.00	154987.00	Nil	110480.00	Nil	818.65	Nil	72185.00	Nil
220.	North Eastern Regional Institute of Science and Technology, Itanagar	4000.00	Nil	NA	2650.00	Nil	1950.00	Nil	2009.19	Nil	1425.00	Nil
221.	North Eastern Hill University, Shillong	16322.43	Nil	15510.68	11134.91	Nil	8903.12	Nil	NA	NA	4036.72	Nil
222.	Pandit Dwarka Prasad Mishra Indian Institute of Information Technology, Design and Manufacturing, Jabalapur	4100.00	Nil	1800.00	2392.00	Nil	1100.00	Nil	800.00	Nil	NA	NA
223.	Puducherry University, Puducherry	15100.17	Nil	14485.77	6093.04	Nil	4241.12	Nil	NA	NA	2363.48	Nil

Report No. 38 of 2010-11

Sl. No.	Ministry/Department/ Name of Body	2009-10			2008-09		2007-08		2006-07		2005-06	
		Grant	Loan	Expenditure	Grant	Loan	Grant	Loan	Grant	Loan	Grant	Loan
224.	Rajiv Gandhi University, Arunachal Pradesh	3310.31	Nil	2981.39	1259.48	Nil	NA	NA	NA	NA	NA	NA
225.	Rajiv Gandhi Indian Institute of Management, Shillong	2000.00	Nil	2000.00	1000.00	Nil	NA	NA	NA	NA	NA	NA
226.	Rashtriya Sanskrit Sansthan, New Delhi	8510.00	Nil	8510.00	6224.00	Nil	5219.67	Nil	4414.00	Nil	3207.00	Nil
227.	Rashtriya Sanskrit Vidyapeeth, Tirupati	1782.00	Nil	1200.00	1100.00	Nil	Nil	Nil	Nil	Nil	25.00	Nil
228.	Sant Longowal Institute of Engineering and Technology, Longowal	2100.00	Nil	2100.00	2765.83	Nil	875.00	Nil	1300.00	Nil	1100.00	Nil
229.	SPA, Bhopal	1200.00	Nil	NA	400.00	Nil	NA	NA	NA	NA	NA	NA
230.	Sardar Vallabh Bhai National Institute of Technology, Surat	12007.10	Nil	15490.00	10355.26	Nil	3100.00	Nil	2320.00	Nil	1650.00	Nil
231.	School of Planning and Architecture, New Delhi	2600.00	Nil	2600.00	1605.00	Nil	1000.00	Nil	1000.00	Nil	960.00	Nil
232.	School of Planning and Architecture, Vijayawada	300.00	Nil	1500.00	NA	NA	NA	NA	NA	NA	NA	NA
233.	Sikkim University	Nil	Nil	1372.61	1725.00	Nil	1850.00	Nil	NA	NA	NA	NA
234.	Tezpur University, Tezpur	11363.20	Nil	11449.41	6359.00	Nil	2517.98	Nil	NA	NA	704.16	Nil
235.	Tripura University	4319.61	Nil	3374.13	1972.52	Nil	2617.00	Nil	NA	NA	NA	NA
236.	University Grants Commission, New Delhi	319591.00	Nil	NA	251400.00	Nil	183634.00	Nil	132133.00	Nil	117660.53	Nil
237.	University of Hyderabad, Hyderabad	24810.14	Nil	20218.88	11274.45	Nil	8156.85	Nil	NA	NA	4316.08	Nil
238.	University of Allahabad	17742.39	Nil	22011.38	14282.73	Nil	13814.59	Nil	NA	NA	NA	NA
239.	Visvesvaraya National Institute of Technology, Nagpur	9347.10	Nil	8184.00	5704.35	Nil	2850.00	Nil	2337.50	Nil	Nil	Nil
240.	Visva Bharti University, Santiniketan	17384.36	Nil	18136.39	11526.85	Nil	8510.57	Nil	Nil	Nil	4870.16	Nil
		1714199.14	Nil	1328281.32	1222557.88	Nil	794675.74	Nil	240463.14	Nil	534627.33	Nil

Sl. No.	Ministry/Department/ Name of Body	2009-10			2008-09		2007-08		2006-07		2005-06	
		Grant	Loan	Expenditure	Grant	Loan	Grant	Loan	Grant	Loan	Grant	Loan
Micro Small and Medium Enterprises												
241.	Coir Board, Kochi	5553.00	30.00	5583.00	5435.81	Nil	Nil	Nil	2836.26	Nil	3892.27	Nil
242.	Khadi and Village Industries Commission, Mumbai	102728.50	115.00	102843.50	104821.25	Nil	50.00	Nil	63529.00	Nil	61576.00	Nil
		108281.50	145.00	108426.50	110257.06	Nil	50.00	Nil	66365.26	Nil	65468.27	Nil
Information and Broadcasting												
243.	Prasar Bharti, New Delhi	144071.00	13485.00	157556.00	121894.00	23831.00	109327.00	21074.00	113368.00	40.02	107802.00	17547.00
244.	Press Council of India, New Delhi	456.00	Nil	456.00	315.73	Nil	237.00	Nil	214.28	Nil	214.48	Nil
		144527.00	13485.00	158012.00	122209.73	23831.00	109564.00	21074.00	113582.28	40.02	108016.48	17547.00
Labour and Employment												
245.	Central Board for Workers Education, Nagpur	4540.00	Nil	4540.00	3650.00	Nil	3351.00	Nil	2850.00	Nil	2534.00	Nil
246.	Employees Provident Fund Organization, New Delhi	Nil	Nil	Nil	2.97	Nil	Nil	Nil	Nil	Nil	Nil	Nil
247.	Employees State Insurance Corporation, New Delhi	Nil	Nil	Nil	Nil	Nil	Nil	Nil	Nil	Nil	Nil	Nil
248.	V.V.Giri National Labour Institute, Noida, Uttar Pradesh	706.47	Nil	687.28	785.00	Nil	785.00	Nil	520.00	Nil	490.00	Nil
		5246.47	Nil	5227.28	4437.97	Nil	4136.00	Nil	3370.00	Nil	3024.00	Nil
Law & Justice												
249.	National Judicial Academy, Bhopal	670.00	Nil	670.00	891.00	Nil	Nil	Nil	Nil	Nil	90.00	Nil
250.	State Legal Services Authority (UT), Chandigarh *	NA	NA	NA	10.00	Nil	2.00	Nil	1.00	Nil	Nil	Nil
251.	National Legal Services Authority, New Delhi	1728.30	Nil	1728.30	1882.69	Nil	175.00	Nil	999.19	Nil	1000.00	Nil

* Bodies whose information for 2009-10 had not been received as of December 2010

Report No. 38 of 2010-11

Sl. No.	Ministry/Department/ Name of Body	2009-10			2008-09		2007-08		2006-07		2005-06	
		Grant	Loan	Expenditure	Grant	Loan	Grant	Loan	Grant	Loan	Grant	Loan
252.	State Legal Service Authority (UT), Puducherry*	NA	NA	NA	13.04	Nil	NA	NA	NA	NA	NA	NA
		2398.30	Nil	2398.30	2796.73	Nil	177.00	Nil	1000.19	Nil	1090.00	Nil
Minority Affairs												
253.	Central Wakf Council, New Delhi	177.40	Nil	177.40	Nil	Nil	290.00	Nil	206.00	Nil	143.00	Nil
254.	Dargaah Khwaja Saheb, Ajmer	Nil	Nil	Nil	NA	NA	NA	NA	NA	NA	NA	NA
		177.40	Nil	177.40	Nil	Nil	290.00	Nil	206.00	Nil	143.00	Nil
Power												
255.	Bureau of Energy Efficiency, New Delhi	5784.00	Nil	4128.00	6130.00	Nil	4495.00	Nil	290.00	Nil	Nil	Nil
256.	Central Electricity Regulatory Commission, New Delhi	400.00	Nil	1963.56	726.99	Nil	600.00	Nil	434.00	Nil	584.01	Nil
257.	National Power Training Institute, Faridabad	2190.00	Nil	2190.00	2728.00	Nil	1071.00	Nil	1104.00	Nil	153.00	Nil
		8374.00	Nil	8281.56	9584.99	Nil	6166.00	Nil	1828.00	Nil	737.01	Nil
Petroleum and Natural Gas												
258.	Petroleum and Natural Gas Regulatory Board, New Delhi	13.62	Nil	13.62	300.00	Nil	200.00	Nil	NA	NA	NA	NA
259.	Rajiv Gandhi Institute of Petroleum Technology, Lucknow	25.00	Nil	25.00	NA	NA	NA	NA	NA	NA	NA	NA
		38.62	Nil	38.62	300.00	Nil	200.00	Nil	NA	NA	NA	NA
Railways												
260.	Centre for Railway Information Systems, New Delhi	Nil	Nil	Nil	Nil	Nil	Nil	Nil	Nil	Nil	Nil	Nil

*Bodies whose information for 2009-10 had not been received as of December 2010

Sl. No.	Ministry/Department/ Name of Body	2009-10			2008-09		2007-08		2006-07		2005-06	
		Grant	Loan	Expenditure	Grant	Loan	Grant	Loan	Grant	Loan	Grant	Loan
261.	Rail Land Development Authority, New Delhi	373.00	Nil	671.00	690.00	Nil	NA	NA	NA	NA	NA	NA
		373.00	Nil	671.00	690.00	Nil	Nil	Nil	Nil	Nil	Nil	Nil
Rural Development												
262.	Council for Advancement of People's Action and Rural Technology, New Delhi	5000.00	Nil	3720.00	2846.08	Nil	6225.26	Nil	3518.27	Nil	7000.00	Nil
263.	National Institute of Rural Development, Hyderabad	4727.00	Nil	4727.00	19995.84	Nil	3905.04	Nil	1689.73	Nil	Nil	Nil
		9727.00	Nil	8447.00	22841.92	Nil	10130.30	Nil	5208.00	Nil	7000.00	Nil
Science and Technology												
264.	Sree Chitra Tirunal Institute of Medical Sciences & Technology, Thiruvananthapuram	10000.00	Nil	10000.00	8361.75	Nil	7898.00	Nil	7722.00	Nil	7760.00	Nil
265.	Technology Development Board, New Delhi	Nil	Nil	Nil	Nil	Nil	1900.00	Nil	432.00	Nil	4266.00	Nil
		10000.00	Nil	10000.00	8361.75	Nil	9798.00	Nil	8154.00	Nil	12026.00	Nil
Scientific and Industrial Research												
266.	Council of Scientific and Industrial Research, New Delhi	266644.00	Nil	266644.00	235620.00	Nil	186369.57	Nil	152282.00	Nil	145349.00	Nil
		266644.00	Nil	266644.00	235620.00	Nil	186369.57	Nil	152282.00	Nil	145349.00	Nil
Shipping												
267.	Chennai Port Trust, Chennai	Nil	Nil	Nil	Nil	Nil	Nil	Nil	Nil	Nil	Nil	Nil
268.	Cochin Port Trust, Cochin	15266.00	Nil	15266.00	Nil	Nil	Nil	Nil	Nil	Nil	Nil	Nil
269.	Indian Institute of Maritime Studies, Mumbai (merged with Indian Maritime University)	Nil	Nil	Nil	Nil	Nil	Nil	Nil	Nil	Nil	Nil	Nil
270.	Jawaharlal Nehru Port Trust, Nahava Sheva	Nil	Nil	Nil	Nil	Nil	Nil	Nil	Nil	Nil	Nil	Nil

Report No. 38 of 2010-11

Sl. No.	Ministry/Department/ Name of Body	2009-10			2008-09		2007-08		2006-07		2005-06	
		Grant	Loan	Expenditure	Grant	Loan	Grant	Loan	Grant	Loan	Grant	Loan
271.	Kandla Port Trust, Gandhidham	Nil	Nil	Nil	Nil	Nil	Nil	Nil	NA	NA	Nil	Nil
272.	Kolkata Dock Labour Board, Kolkata	Nil	Nil	Nil	Nil	Nil	Nil	Nil	Nil	Nil	Nil	Nil
273.	Kolkata Port Trust, Kolkata	28172.00	Nil	28172.00	Nil	Nil	60.18	Nil	68.47	Nil	316.26	Nil
274.	Mormugao Port Trust, Mormugao	Nil	Nil	Nil	Nil	Nil	Nil	Nil	Nil	Nil	Nil	Nil
275.	Chairman Mumbai Port Trust Erstwhile Mumbai Dock Labour Board, Mumbai	Nil	Nil	Nil	Nil	Nil	Nil	Nil	Nil	Nil	Nil	Nil
276.	Mumbai Port Trust, Mumbai	Nil	Nil	Nil	Nil	Nil	Nil	Nil	Nil	Nil	Nil	Nil
277.	Mumbai Port Trust Pension Fund Trust	Nil	Nil	Nil	Nil	Nil	Nil	Nil	Nil	Nil	Nil	Nil
278.	New Mangalore Port Trust, New Mangalore	Nil	Nil	Nil	Nil	Nil	Nil	Nil	Nil	Nil	Nil	Nil
279.	Paradip Port Trust, Paradip	Nil	Nil	Nil	Nil	Nil	Nil	Nil	Nil	Nil	Nil	Nil
280.	Seaman's Provident Fund Organization, Mumbai	40.00	Nil	40.00	Nil	Nil	Nil	Nil	Nil	Nil	Nil	Nil
281.	Tariff Authority of Major Ports, Mumbai	325.73	Nil	354.35	322.85	Nil	140.28	Nil	421.27	Nil	2674.70	Nil
282.	Tuticorin Port Trust, Tuticorin	Nil	Nil	Nil	Nil	Nil	Nil	Nil	Nil	Nil	Nil	Nil
283.	Vizag Port Trust, Vishakapatnam	Nil	Nil	Nil	Nil	Nil	Nil	Nil	Nil	Nil	Nil	Nil
		43803.73	Nil	43832.35	322.85	Nil	200.46	Nil	489.74	Nil	2990.96	Nil
Social Justice and Empowerment												
284.	Ali Yavar Jung National Institute for the Hearing Handicapped, Mumbai	1330.00	Nil	1330.00	1138.00	Nil	1280.00	Nil	1206.00	Nil	1131.00	Nil
285.	National Commission for Backward Classes, New Delhi	282.00	Nil	282.00	210.00	Nil	134.25	Nil	142.00	Nil	137.00	Nil

Sl. No.	Ministry/Department/ Name of Body	2009-10			2008-09		2007-08		2006-07		2005-06	
		Grant	Loan	Expenditure	Grant	Loan	Grant	Loan	Grant	Loan	Grant	Loan
286.	National Institute for Visually Handicapped, Dehradun	1589.00	Nil	1589.00	1462.00	Nil	1410.00	Nil	971.00	Nil	831.00	Nil
287.	National Institute of Mentally Handicapped, Secunderabad	1506.00	Nil	1506.00	1460.00	Nil	1574.98	Nil	1149.00	Nil	1369.00	Nil
288.	Dr. Shyama Prasad Mukherjee National Institute of Orthopaedically Handicapped, Kolkata	1062.00	Nil	1062.00	820.00	Nil	521.45	Nil	664.00	Nil	578.00	Nil
289.	National Institute for Empowerment of Persons with Multiple Disabilities (NIEPMD) Muttukadu, Chennai	900.00	Nil	900.00	977.00	Nil	250.00	Nil	NA	NA	NA	NA
290.	National Trust for Welfare of Persons with Autism, Cerebral Palsy, Mental Retardation and Multiple Disabilities, New Delhi	Nil	Nil	Nil	Nil	Nil	Nil	Nil	Nil	Nil	Nil	Nil
291.	Pandit Deen Dayal Upadhyay Institute for the Physically Handicapped, New Delhi	906.00	Nil	906.00	925.00	Nil	698.00	Nil	530.00	Nil	409.00	Nil
292.	Rehabilitation Council of India, New Delhi	410.50	Nil	410.50	417.00	Nil	399.99	Nil	381.00	Nil	380.00	Nil
293.	Swami Vivekananda National Institute for Rehabilitation Training & Research, Cuttak	949.00	Nil	949.00	1300.00	Nil	1345.00	Nil	1109.00	Nil	1129.00	Nil
		8934.50	Nil	8934.50	8709.00	Nil	7613.67	Nil	6152.00	Nil	5964.00	Nil
Telecommunications												
294.	Telecom Regulatory Authority of India (TRAI), New Delhi	3330.00	Nil	3124.00	2595.00	Nil	2245.00	Nil	1500.00	Nil	1520.00	Nil

Report No. 38 of 2010-11

Sl. No.	Ministry/Department/ Name of Body	2009-10			2008-09		2007-08		2006-07		2005-06	
		Grant	Loan	Expenditure	Grant	Loan	Grant	Loan	Grant	Loan	Grant	Loan
295.	Telecom Regulatory Authority of India- CPF, New Delhi	Nil	Nil	Nil	Nil	Nil	Nil	Nil	Nil	Nil	Nil	Nil
		3330.00	Nil	3124.00	2595.00	Nil	2245.00	Nil	1500.00	Nil	1520.00	Nil
Textile												
296.	Central Silk Board, Bengaluru	39874.00	Nil	39574.00	Nil	Nil	11159.00	Nil	19457.55	Nil	Nil	Nil
297.	Jute Manufactures Development Council, Kolkata	4046.00	Nil	3166.00	8405.00	Nil	5250.00	Nil	4300.00	Nil	Nil	Nil
298.	National Institute of Fashion Technology, New Delhi	15164.00	Nil	11054.00	9128.00	Nil	1000.00	Nil	2327.37	Nil	23.53	Nil
299.	Textiles Committee, Mumbai	3000.00	Nil	3000.00	2882.06	Nil	2238.00	Nil	1429.51	Nil	1328.28	Nil
		62084.00	Nil	56794.00	20415.06	Nil	19647.00	Nil	27514.43	Nil	1351.81	Nil
Urban Development												
300.	Delhi Development Authority, New Delhi (Common Wealth Games)	52275.00	Nil	50505.00	Nil	Nil	Nil	Nil	Nil	Nil	Nil	Nil
301.	Delhi Urban Arts Commission, New Delhi	195.21	Nil	194.78	138.55	Nil	109.23	Nil	124.00	Nil	71.53	Nil
302.	Lakshadweep Building Development Board, Kavaratti	Nil	Nil	Nil	Nil	Nil	Nil	Nil	Nil	Nil	Nil	Nil
303.	National Capital Region Planning Board, New Delhi	295.00	Nil	295.00	5933.50	Nil	10192.41	Nil	7690.00	Nil	2081.00	Nil
304.	Rajghat Samadhi Committee, New Delhi	309.87	Nil	309.87	236.63	Nil	288.54	Nil	215.09	Nil	162.14	Nil
		53075.08	Nil	51304.65	6308.68	Nil	10590.18	Nil	8029.09	Nil	2314.67	Nil
Water Resources												
305.	Brahmaputra Board, Guwahati	4131.00	Nil	7610.00	5700.53	Nil	3383.35	Nil	3427.00	Nil	3129.00	Nil
306.	Narmada Control Authority, Indore	Nil	Nil	1098.00	Nil	Nil	Nil	Nil	Nil	Nil	Nil	Nil

Sl. No.	Ministry/Department/ Name of Body	2009-10			2008-09		2007-08		2006-07		2005-06	
		Grant	Loan	Expenditure	Grant	Loan	Grant	Loan	Grant	Loan	Grant	Loan
307.	Betwa River Board, Jhansi*	NA	NA	NA	Nil	Nil	Nil	Nil	Nil	Nil	NA	NA
308.	National Water Development Agency, New Delhi	2987.00	Nil	2994.00	3000.00	Nil	2200.00	Nil	1877.00	Nil	NA	NA
		7118.00	Nil	11702.00	8700.53	Nil	5583.35	Nil	5304.00	Nil	3129.00	Nil
Women and Child Development												
309.	National Commission for Women, New Delhi	956.00	Nil	915.00	671.32	Nil	640.00	Nil	645.00	Nil	559.75	Nil
310.	National Commission for Protection of Child Rights, New Delhi	700.00	Nil	510.00	568.00	Nil	540.00	Nil	150.00	Nil	NA	NA
311.	Central Adoption Resource Agency, New Delhi	400.00	Nil	158.38	240.00	Nil	202.00	Nil	149.50	Nil	130.00	Nil
		2056.00	Nil	1583.38	1479.32	Nil	1382.00	Nil	944.50	Nil	689.75	Nil
Youth Affairs and Sports												
312.	Lakshmibai National Institute of Physical Education, Gwalior	3333.00	Nil	3333.00	2700.00	Nil	2100.00	Nil	1300.00	Nil	1310.00	Nil
313.	Nehru Yuva Kendra Sangathan, New Delhi	16059.96	Nil	16089.57	12278.47	Nil	3194.00	Nil	7263.00	Nil	7588.98	Nil
314.	Organizing Committee of Commonwealth Games 2010	74100.00	Nil	22407.00	NA	NA	NA	NA	NA	NA	NA	NA
315.	Sports Authority of India, New Delhi	175225.00	Nil	132696.00	20300.00	Nil	19222.00	Nil	15954.00	Nil	20188.60	Nil
		268717.96	Nil	174525.57	35278.47	Nil	24516.00	Nil	24517.00	Nil	29087.58	Nil
	Grand Total	3493673.38	13630.00	3007028.63	2483834.79	23831.00	1682009.84	30674.00	1127157.99	40.02	1330199.16	17547.00

*Bodies whose information for 2009-10 had not been received as of December 2010

APPENDIX - II

(Referred to in paragraph 1.1.1)

Grants/loans released from 2005-06 to 2009-10 to Central autonomous bodies audited under Sections 14(1) and 14(2) of CAG's (DPC) Act, 1971

(₹ in lakh)

Sl. No.	Ministry/Department/ Name of Body	2009-10			2008-09		2007-08		2006-07		2005-06	
		Grant	Loan	Expenditure	Grant	Loan	Grant	Loan	Grant	Loan	Grant	Loan
Agriculture												
1.	National Co-operative Union of India, New Delhi	1111.40	Nil	808.69	1298.34	Nil	1194.85	Nil	11178.63	Nil	916.00	Nil
2.	National Council for Co-operative Training, New Delhi	1964.00	Nil	1964.00	2200.00	Nil	2030.00	Nil	1700.00	Nil	1740.00	Nil
3.	Small Farmers Agriculture Business Consortium, New Delhi	1680.00	Nil	1680.00	28739.62	Nil	31488.80	Nil	19403.00	Nil	16268.34	Nil
Atomic Energy												
4.	Atomic Energy Education Society, Mumbai	4754.00	Nil	5378.14	4354.00	Nil	3196.89	Nil	2872.00	Nil	1883.00	Nil
5.	Harish Chandra Research Institute, Allahabad	2332.00	Nil	1931.37	1877.38	Nil	1839.98	Nil	1301.00	Nil	941.00	Nil
6.	Institute of Mathematical Science, Chennai	2480.00	Nil	2980.08	2468.00	Nil	1683.00	Nil	1167.00	Nil	1018.00	Nil
7.	Institute of Physics, Bhubaneswar	2854.00	Nil	2754.00	5189.00	Nil	3382.00	Nil	847.00	Nil	1574.25	Nil
8.	Institute of Plasma Research, Gandhi Nagar	29830.00	Nil	20272.38	18259.00	Nil	12560.00	Nil	5106.00	Nil	7686.00	Nil
9.	National Institute of Science Education and Research, Bhubaneswar	3200.00	Nil	2717.92	NA	NA	NA	NA	NA	NA	NA	NA
10.	Saha Institute of Nuclear Physics, Kolkata	13417.00	Nil	10201.96	10202.00	Nil	4928.00	Nil	4745.00	Nil	5455.00	Nil
11.	Tata Institute of Fundamental Research, Mumbai	36405.00	Nil	32946.00	29550.00	Nil	18618.48	Nil	19446.00	Nil	13722.00	Nil

Sl. No.	Ministry/Department/ Name of Body	2009-10			2008-09		2007-08		2006-07		2005-06	
		Grant	Loan	Expenditure	Grant	Loan	Grant	Loan	Grant	Loan	Grant	Loan
12.	Tata Memorial Centre (TMC) Mumbai	19609.00	Nil	26459.49	16868.00	Nil	13010.00	Nil	14424.00	Nil	10377.86	Nil
Chemicals and Fertilizers												
13.	Central Institute of Plastics Engineering Technology, Chennai	2013.00	1399.99	3412.99	2132.73	Nil	1389.41	Nil	2928.00	Nil	1088.00	Nil
14.	Institute of Pesticide Formulation Technology, Gurgaon	746.09	Nil	334.53	703.26	Nil	599.99	Nil	409.58	Nil	69.80	Nil
Biotechnology												
15.	Centre for DNA finger printing and Diagnostics, Hyderabad	2400.00	Nil	2400.00	NA	NA	1506.00	Nil	NA	NA	2000.00	Nil
16.	Institute of Bio-resources and Sustainable Development, Imphal	884.00	Nil	884.00	NA	NA	300.00	Nil	NA	NA	300.00	Nil
17.	Institute of life Sciences, Bhubaneswar	1300.00	Nil	1300.00	NA	NA	968.00	Nil	NA	NA	1089.64	Nil
18.	National Brian Research Centre, New Delhi	2400.00	Nil	2400.00	NA	NA	1710.00	Nil	NA	NA	1838.00	Nil
19.	National Centre for Cell Science, Pune	3400.00	Nil	3400.00	NA	NA	2982.00	Nil	NA	NA	2640.00	Nil
20.	National Centre for Plant Genome Research, New Delhi	2900.00	Nil	2900.00	NA	NA	1360.00	Nil	NA	NA	1020.00	Nil
21.	National Institute of Immunology, New Delhi	5300.00	Nil	5300.00	NA	NA	1362.00	Nil	NA	NA	3032.33	Nil
22.	Translational Health Science and Technology Institute, Faridabad	NA	NA	NA	NA	NA	NA	NA	NA	NA	NA	NA
23.	Rajiv Gandhi Centre for Biotechnology, Thiruvanthapuram	2400.00	Nil	2400.00	NA	NA	NA	NA	NA	NA	NA	NA
24.	UNESCO Regional Centre for Education and Training, Faridabad	100.00	Nil	100.00	NA	NA	NA	NA	NA	NA	NA	NA

Report No. 38 of 2010-11

Sl. No.	Ministry/Department/ Name of Body	2009-10			2008-09		2007-08		2006-07		2005-06	
		Grant	Loan	Expenditure	Grant	Loan	Grant	Loan	Grant	Loan	Grant	Loan
25.	National Agri-Food Biotechnology Institute and Bioprocessing Unit, Mohali	400.00	Nil	400.00	NA	NA	NA	NA	NA	NA	NA	NA
26.	Institute for Stem Cell Research and Regenerative Medicine Bagaluru	1400.00	Nil	1378.00	NA	NA	NA	NA	NA	NA	NA	NA
27.	National Institute of Biomedical Genomics, Kalyani	700.00	Nil	700.00	NA	NA	NA	NA	NA	NA	NA	NA
Commerce												
28.	Confederation of Indian Industries, New Delhi	160.86	Nil	154.21	403.77	Nil	612.46	Nil	155.84	Nil	67.60	Nil
29.	Carpet Export Promotion Council, New Delhi	470.00	Nil	470.00	1120.93	Nil	799.60	Nil	193.59	Nil	245.99	Nil
30.	Cotton Textile Export Promotion Council, Mumbai	73.76	Nil	73.76	128.20	Nil	151.90	Nil	113.63	Nil	25.36	Nil
31.	Chemical and Allied Products EPC, Kolkata	379.53	Nil	371.53	271.00	Nil	277.40	Nil	225.00	Nil	109.19	Nil
32.	Electronic Computer Software Export Promotion Council, New Delhi	617.14	Nil	725.49	486.21	Nil	363.05	Nil	139.92	Nil	119.14	Nil
33.	Engineering EPC, Kolkata	296.24	Nil	382.79	891.74	Nil	948.15	Nil	1352.32	Nil	1573.84	Nil
34.	Federation of Indian Export Organization, New Delhi	194.51	Nil	184.40	324.56	Nil	120.58	Nil	261.90	Nil	89.44	Nil
35.	Federation of Indian Chambers of Commerce and Industry, New Delhi	296.83	Nil	243.23	408.19	Nil	320.39	Nil	115.88	Nil	42.24	Nil
36.	Gem and Jewellery Export Promotion Council, Mumbai	514.32	Nil	481.18	668.93	Nil	541.88	Nil	959.68	Nil	608.63	Nil
37.	Handicrafts Export Promotion Council, New Delhi	Nil	Nil	Nil	1178.26	Nil	1128.63	Nil	1521.16	Nil	1223.76	Nil
38.	Indian Institute of Foreign Trade, New Delhi	28.50	Nil	28.50	1390.58	Nil	454.65	Nil	552.00	Nil	396.14	Nil

Sl. No.	Ministry/Department/ Name of Body	2009-10			2008-09		2007-08		2006-07		2005-06	
		Grant	Loan	Expenditure	Grant	Loan	Grant	Loan	Grant	Loan	Grant	Loan
39.	Indian Silk Export Promotion Council, Mumbai	114.36	Nil	96.33	160.00	Nil	158.04	Nil	106.50	Nil	55.00	Nil
40.	Indian Institute of Packing, Mumbai	Nil	Nil	Nil	413.00	Nil	300.00	Nil	150.00	Nil	260.00	Nil
41.	Leather Export Promotion Council, Chennai	615.87	Nil	430.67	314.28	Nil	392.40	Nil	1897.57	Nil	266.34	Nil
42.	Maharashtra Industrial Development Corporation, Mumbai	Nil	Nil	Nil	8000.00	Nil	8624.74	Nil	7210.00	Nil	3276.00	Nil
43.	National Council for Applied Economic Research, New Delhi	6.77	Nil	6.77	1108.53	Nil	454.00	Nil	25.30	Nil	100.00	Nil
44.	Plastic Export Promotion Council, Mumbai	176.60	Nil	168.39	200.48	Nil	200.00	Nil	191.75	Nil	290.73	Nil
45.	Quality Council of India, New Delhi	Nil	Nil	Nil	300.00	Nil	75.00	Nil	50.00	Nil	40.00	Nil
46.	Shellac Export Promotion Council, Kolkata	Nil	Nil	Nil	Nil	Nil	270.62	Nil	103.72	Nil	85.63	Nil
47.	Sports Goods Export Promotion Council, New Delhi	360.38	Nil	343.10	228.16	Nil	239.23	Nil	168.28	Nil	115.92	Nil
48.	Footwear Design and Development Institute, Noida	2422.00	Nil	6576.21	3017.60	Nil	926.76	Nil	1888.00	Nil	NA	NA
Commerce and Industry												
49.	National Productivity Council, New Delhi	1991.00	Nil	1896.00	802.71	Nil	763.95	Nil	447.87	Nil	722.55	Nil
50.	National Council for Cement and Building Material Ballabgarh, Haryana	2451.00	Nil	2451.00	300.00	Nil	250.00	Nil	306.25	Nil	300.00	Nil
51.	Small Industries Development Bank of India (SIDBI), Lucknow	3361.91	Nil	3361.91	4312.63	Nil	11793.00	Nil	6264.81	Nil	1060.00	Nil
52.	Central Manufacturing Technology Institute, Bengaluru	3163.00	Nil	2858.62	1889.00	Nil	1082.50	Nil	645.00	Nil	640.00	Nil

Report No. 38 of 2010-11

Sl. No.	Ministry/Department/ Name of Body	2009-10			2008-09		2007-08		2006-07		2005-06	
		Grant	Loan	Expenditure	Grant	Loan	Grant	Loan	Grant	Loan	Grant	Loan
53.	Development Council for Cement Industry	335.00	Nil	335.00	NA	NA	NA	NA	NA	NA	449.98	Nil
Culture												
54.	Centre for Cultural Resources and Training, Lucknow	NA	NA	NA	1288.65	Nil	NA	NA	NA	NA	NA	NA
Defence												
55.	Cantonment Board, Ahmednagar	419.83	Nil	172.17	100.49	Nil	148.50	Nil	148.50	Nil	165.00	Nil
56.	Cantonment Board, Agra	754.69	Nil	1842.23	NA	NA	NA	NA	NA	NA	NA	NA
57.	Cantonment Board, Ajmer	12.39	Nil	13.50	NA	NA	NA	NA	NA	NA	NA	NA
58.	Cantonment Board, Amritsar	53.69	Nil	NA	NA	NA	NA	NA	NA	NA	NA	NA
59.	Cantonment Board, Aurangabad	94.00	Nil	57.86	NA	NA	NA	NA	NA	NA	NA	NA
60.	Cantonment Board, Barrackpur	645.76	Nil	762.77	NA	NA	104.00	Nil	192.50	Nil	175.00	Nil
61.	Cantonment Board, Chakrata	612.31	Nil	590.58	243.00	Nil	218.00	Nil	143.00	Nil	130.00	Nil
62.	Cantonment Board, Clement Town (Dehradun)	346.76	Nil	NA	173.17	Nil	159.50	Nil	137.50	Nil	125.00	Nil
63.	Cantonment Board, Danapur	741.27	Nil	385.71	284.00	Nil	259.00	Nil	239.00	Nil	190.00	Nil
64.	Cantonment Board, Dehradun	708.00	Nil	1809.84	NA	NA	NA	NA	NA	NA	NA	NA
65.	Cantonment Board, Dehuroad	371.95	Nil	371.95	NA	NA	NA	NA	NA	NA	NA	NA
66.	Cantonment Board, Kasauli	222.74	Nil	344.65	131.00	Nil	131.00	Nil	121.00	Nil	110.00	Nil
67.	Cantonment Board, Khasyol	241.39	Nil	339.98	212.78	Nil	182.25	Nil	152.25	Nil	110.25	Nil
68.	Cantonment Board, Landour	134.83	Nil	182.32	150.97	Nil	112.90	Nil	115.00	Nil	102.00	Nil
69.	Cantonment Board, Lansdowne	762.33	Nil	658.45	204.72	Nil	180.00	Nil	160.00	Nil	130.00	Nil
70.	Cantonment Board, Ramgarh	936.56	Nil	936.56	314.00	Nil	264.00	Nil	647.00	Nil	140.00	Nil
71.	Cantonment Board, Ranikhet	1518.81	Nil	849.48	428.00	Nil	380.00	Nil	250.00	Nil	250.00	Nil
72.	Cantonment Board, Roorkee	201.76	Nil	761.43	NA	NA	NA	NA	NA	NA	NA	NA
73.	Cantonment Board, Wellington	742.35	Nil	798.97	368.16	Nil	318.16	Nil	231.00	Nil	210.00	Nil
74.	Cantonment Board, Almora	150.03	Nil	69.37	75.03	Nil	50.00	Nil	50.00	Nil	30.00	Nil
75.	Cantonment Board, Badamibagh	282.07	Nil	282.07	190.42	Nil	170.50	Nil	125.50	Nil	88.50	Nil

Sl. No.	Ministry/Department/ Name of Body	2009-10			2008-09		2007-08		2006-07		2005-06	
		Grant	Loan	Expenditure	Grant	Loan	Grant	Loan	Grant	Loan	Grant	Loan
76.	Cantonment Board, Babina	224.61	Nil	223.92	NA	NA	NA	NA	NA	NA	NA	NA
77.	Cantonment Board, Bareilly	517.57	Nil	NA	NA	NA	NA	NA	NA	NA	NA	NA
78.	Cantonment Board, Bakloh	121.80	Nil	166.01	101.98	Nil	96.54	Nil	104.00	Nil	75.00	Nil
79.	Cantonment Board, Dagshai	191.95	Nil	197.35	133.49	Nil	104.50	Nil	71.50	Nil	65.00	Nil
80.	Cantonment Board, Dalhousie	145.87	Nil	217.93	124.33	Nil	96.00	Nil	101.00	Nil	80.00	Nil
81.	Cantonment Board, Delhi Cantt	219.70	Nil	219.70	NA	NA	NA	NA	NA	NA	165.00	Nil
82.	Cantonment Board, Faizabad	299.52	Nil	299.52	186.00	Nil	148.00	Nil	88.00	Nil	80.00	Nil
83.	Cantonment Board, Fatehgarh	227.54	Nil	227.54	NA	NA	NA	NA	NA	NA	NA	NA
84.	Cantonment Board, Ferozpur	43.50	Nil	NA	NA	NA	NA	NA	NA	NA	140.00	Nil
85.	Cantonment Board, Jalpahar	247.78	Nil	363.96	156.00	Nil	133.75	Nil	108.75	Nil	60.00	Nil
86.	Cantonment Board, Jalandhar	156.55	Nil	0.00	NA	NA	NA	NA	NA	NA	30.00	Nil
87.	Cantonment Board, Shahjahanpur	217.63	Nil	345.46	97.71	Nil	75.00	Nil	50.00	Nil	NA	NA
88.	Cantonment Board, Jammu	332.95	Nil	NA	40.85	Nil	60.90	Nil	73.00	Nil	60.00	Nil
89.	Cantonment Board, Jutogh	135.73	Nil	137.81	92.23	Nil	92.50	Nil	82.50	Nil	75.00	Nil
90.	Cantonment Board, Kamptee	44.76	Nil	39.09	NA	NA	NA	NA	NA	NA	NA	NA
91.	Cantonment Board, Kanpur	1301.41	Nil	1287.23	NA	NA	NA	NA	NA	NA	NA	NA
92.	Cantonment Board, Leboing	146.91	Nil	138.08	105.89	Nil	81.00	Nil	66.00	Nil	29.50	Nil
93.	Cantonment Board, Lucknow	765.68	Nil	765.68	NA	NA	NA	NA	NA	NA	NA	NA
94.	Cantonment Board, Mathura	73.48	Nil	NA	NA	NA	NA	NA	NA	NA	NA	NA
95.	Cantonment Board, Meerut	651.44	Nil	3396.68	NA	NA	NA	NA	NA	NA	NA	NA
96.	Cantonment Board, Morar	38.00	Nil	NA	NA	NA	NA	NA	NA	NA	NA	NA
97.	Cantonment Board, Nainital	184.36	Nil	185.75	122.47	Nil	110.00	Nil	75.00	Nil	55.00	Nil
98.	Cantonment Board, Nasirabad	79.10	Nil	NA	NA	NA	NA	NA	NA	NA	NA	NA
99.	Cantonment Board, Pachmarhi	255.08	Nil	269.82	117.64	Nil	100.00	Nil	105.00	Nil	63.00	Nil
100.	Cantonment Board, Shillong	142.68	Nil	142.68	142.68	Nil	128.00	Nil	108.00	Nil	70.00	Nil
101.	Cantonment Board, St.Thomam Mount	384.78	Nil	1168.05	NA	NA	NA	NA	NA	NA	NA	NA
102.	Cantonment Board, Subathu	152.30	Nil	232.39	102.99	Nil	96.00	Nil	68.00	Nil	62.00	Nil
103.	Cantonment Board, Varanasi	171.73	Nil	171.73	NA	NA	NA	NA	NA	NA	NA	NA

Report No. 38 of 2010-11

Sl. No.	Ministry/Department/ Name of Body	2009-10			2008-09		2007-08		2006-07		2005-06	
		Grant	Loan	Expenditure	Grant	Loan	Grant	Loan	Grant	Loan	Grant	Loan
104.	Institute of Defence Studies and Analysis, Delhi Cantt.	905.00	Nil	905.42	830.30	Nil	1298.45	Nil	2135.00	Nil	1844.00	Nil
Environment and Forests												
105.	Central Pollution Control Board, New Delhi	5477.00	Nil	5477.00	NA	NA	NA	NA	4712.00	Nil	4454.01	Nil
106.	Govind Ballabh Pant Institute of Himalayan Environment and Development, Almora	944.33	Nil	147.07	NA	NA	NA	NA	864.00	Nil	730.10	Nil
107.	Indian Council of Forestry Research and Education, Dehradun	13000.54	Nil	13000.54	8493.00	Nil	7324.00	Nil	4803.00	Nil	6531.67	Nil
108.	Indian Institute of Forest Management, Bhopal	1146.45	Nil	1035.00	NA	NA	843.00	Nil	471.00	Nil	556.32	Nil
109.	Indian Plywood Industries Research and Training Institute, Bangaluru	743.34	Nil	661.34	NA	NA	650.00	Nil	305.00	Nil	382.09	Nil
External Affairs												
110.	Society for Research & Information System for Non-Aligned and other Developing Countries, New Delhi	260.00	Nil	260.00	260.00	Nil	175.00	Nil	NA	NA	NA	NA
111.	Indian Council for Research on International Economic Relations, New Delhi	10.00	Nil	10.00	NA	NA	NA	NA	NA	NA	NA	NA
Earth Sciences												
112.	Indian Institute of Tropical Meteorology, Pune	9872.00	Nil	7703.00	5162.00	Nil	1450.00	Nil	2096.00	Nil	NA	Nil
113.	Indian National Centre for Ocean Information Services, Hyderabad	3498.00	Nil	2263.35	4370.00	Nil	7497.53	Nil	3916.89	Nil	2242.00	Nil
114.	National Centre for Antarctic & Ocean Research, Goa	15003.95	Nil	12691.06	7600.64	Nil	5679.26	Nil	4179.60	Nil	5573.69	Nil
115.	National Institute of Ocean Technology, Chennai	15439.34	Nil	10540.91	8748.84	Nil	13167.52	Nil	13020.99	Nil	12600.26	Nil

Report -No.38 of 2010-11

Sl. No.	Ministry/Department/ Name of Body	2009-10			2008-09		2007-08		2006-07		2005-06	
		Grant	Loan	Expenditure	Grant	Loan	Grant	Loan	Grant	Loan	Grant	Loan
Finance												
116.	National Institute of Financial Management, Faridabad	640.00	Nil	640.00	670.00	Nil	215.00	Nil	203.00	Nil	186.00	Nil
117.	National Institute of Public Finance & Policy, New Delhi	1017.21	Nil	1017.51	866.92	Nil	562.62	Nil	226.00	Nil	201.50	Nil
118.	Pension Fund Regulatory and Development Authority, New Delhi	1170.00	Nil	1269.00	450.00	Nil	475.00	Nil	300.00	Nil	200.00	Nil
Food Processing Industries												
119.	West Bengal Industries Development Corporation Council House, Kolkata	NA	NA	NA	1805.00	Nil	2237.00	Nil	2300.82	Nil	2179.60	Nil
Home Affairs												
120.	North Eastern Regional Institute, Tejpur	Nil	Nil	Nil	700.00	Nil	NA	NA	NA	NA	NA	NA
121.	Sr. Sarkardee Netralaya, Guwahati	Nil	Nil	Nil	400.00	Nil	NA	NA	NA	NA	NA	NA
122.	Dr.B.Baraoch Cancer Institute, Guwahati	Nil	Nil	Nil	250.00	Nil	NA	NA	NA	NA	NA	NA
Health and Family Welfare												
123.	All India Institute of Speech and Hearing, Mysore	2689.00	Nil	2352.49	1752.99	Nil	1100.00	Nil	929.96	Nil	396.00	Nil
124.	Central Council Combined Building Complex, New Delhi	107.00	Nil	107.00	223.13	Nil	160.82	Nil	85.06	Nil	174.00	Nil
125.	Central Drug Research Institute, Lucknow	458.00	Nil	458.00	NA	NA	385.24	Nil	299.97	Nil	174.95	Nil
126.	Gandhi Gram Institute of Rural Health and Family Welfare, Tamil Nadu	130.50	Nil	154.95	NA	NA	160.00	Nil	145.87	Nil	78.22	Nil
127.	Institute of Post-Graduate Teaching and Research in Ayurveda, Jamnagar	2572.64	Nil	2572.64	1298.39	Nil	1376.82	Nil	615.37	Nil	603.40	Nil
128.	International Institute of Population Sciences, Mumbai	1430.00	Nil	1430.00	2769.26	Nil	972.20	Nil	1633.91	Nil	965.25	Nil

Report No. 38 of 2010-11

Sl. No.	Ministry/Department/ Name of Body	2009-10			2008-09		2007-08		2006-07		2005-06	
		Grant	Loan	Expenditure	Grant	Loan	Grant	Loan	Grant	Loan	Grant	Loan
129.	Kasturba Health Society, Wardha	3060.00	Nil	5494.09	NA	NA	1648.00	Nil	1437.00	Nil	644.50	Nil
130.	Lala Ram Sarup Institute of Tuberculosis and Respiratory Diseases, Mehrauli, New Delhi	45.00	Nil	45.00	2880.00	Nil	2163.00	Nil	1666.25	Nil	1078.00	Nil
131.	Lokpriya Gopinath Bordolai Regional Institute of Mental Health, Tejpur	3600.00	Nil	3600.00	2450.00	Nil	225.00	Nil	NA	NA	NA	NA
132.	National Institute of Biologicals, Noida	1100.00	Nil	1100.00	NA	NA	1132.00	Nil	1368.00	Nil	750.00	Nil
133.	National Academy of Medical Sciences, New Delhi	115.00	Nil	115.00	NA	NA	65.08	Nil	72.41	Nil	NA	NA
134.	New Delhi T.B Centre	248.00	Nil	248.00	173.00	Nil	129.00	Nil	120.00	Nil	75.00	Nil
135.	North Eastern Institute of Ayurveda and Homoeopathy, Shillong	600.00	Nil	600.00	NA	NA	NA	NA	NA	NA	NA	NA
136.	North Eastern Institute of Folk Medicine, Pasighat	60.00	Nil	60.00	NA	NA	NA	NA	NA	NA	NA	NA
137.	Pasteur Institute of India, Coonoor	1126.00	Nil	1126.00	1146.00	Nil	1000.00	Nil	946.79	Nil	398.34	Nil
138.	Regional Institute of Medical Sciences, Imphal	7000.00	Nil	7000.00	5539.00	Nil	4300.00	Nil	NA	NA	NA	NA
139.	Regional Institute of Paramedical and Nursing Sciences, Aizawal	1700.00	Nil	1700.00	825.00	Nil	384.00	Nil	NA	NA	NA	NA
140.	State Innovation in Family Planning Services Project Agency, Lucknow	1000.00	Nil	1196.00	NA	NA	3612.02	Nil	1684.76	Nil	3014.00	Nil
141.	Vallabhabhai Patel Chest Institute, New Delhi	2900.00	Nil	2900.00	4555.00	Nil	1500.00	Nil	1801.00	Nil	950.00	Nil
Human Resource Development												
142.	Association of Indian Universities	87.00	Nil	NA	77.33	Nil	75.00	Nil	75.00	Nil	49.50	Nil

Sl. No.	Ministry/Department/ Name of Body	2009-10			2008-09		2007-08		2006-07		2005-06	
		Grant	Loan	Expenditure	Grant	Loan	Grant	Loan	Grant	Loan	Grant	Loan
143.	Central Board of Secondary Education, New Delhi	Nil	Nil	Nil	NA	NA	NA	NA	NA	NA	NA	NA
144.	Hemwati Nandan Bahuguna, Garhwal University, Uttarakhand	7735.37	Nil	8107.35	1116.00	Nil	NA	NA	NA	NA	NA	NA
145.	University College of Medical Sciences, Delhi	6325.89	Nil	6678.87	4783.30	Nil	NA	NA	NA	NA	NA	NA
Heavy Industries												
146.	Fluid Control Research Institute, Palakkad	465.00	Nil	335.00	NA	NA	NA	NA	930.00	Nil	580.00	Nil
147.	The Automotive Research Association of India, Pune	221.25	Nil	Nil	NA	NA	NA	NA	NA	NA	NA	NA
Information and Broadcasting												
148.	Children's Film Society India, Mumbai	575.00	Nil	575.00	496.99	Nil	350.00	Nil	274.51	Nil	463.71	Nil
149.	Film and Television Institute of India, Pune	2229.00	Nil	2229.00	1460.95	Nil	1445.00	Nil	699.69	NIL	883.51	Nil
150.	Indian Institute of Mass Communication, New Delhi	822.50	Nil	822.50	452.45	Nil	449.82	Nil	389.71	Nil	463.10	Nil
151.	Satyajit Ray's Film & Television Institute, Kolkata	1025.00	Nil	1025.00	921.00	Nil	977.30	Nil	702.34	Nil	660.20	Nil
Information and Technology												
152.	Centre for Development of Advanced Computing, Pune	14250.00	Nil	14249.99	NA	NA	NA	NA	6750.00	Nil	6300.00	Nil
153.	Centre for Material for Electronics Technology, Pune	810.00	Nil	810.00	NA	NA	NA	NA	560.00	Nil	610.00	Nil
154.	Department of Electronics-Accredited Computer Courses, New Delhi	514.00	Nil	514.00	NA	NA	NA	NA	1370.00	Nil	1170.00	Nil
155.	Society for Applied Microwave Electronics Engineering Research, New Delhi	4100.00	Nil	4100.00	NA	NA	NA	NA	2500.00	Nil	2300.00	Nil

Report No. 38 of 2010-11

Sl. No.	Ministry/Department/ Name of Body	2009-10			2008-09		2007-08		2006-07		2005-06	
		Grant	Loan	Expenditure	Grant	Loan	Grant	Loan	Grant	Loan	Grant	Loan
Micro Small and Medium Enterprises												
156.	Mahatma Gandhi Institute for Rural Industrialisation, Wardha	372.00	Nil	372.00	NA	NA	NA	NA	NA	NA	NA	NA
157.	MSME- Technical Development Centre (PPDC), Meerut	130.00	Nil	130.00	NA	NA	NA	NA	NA	NA	NA	NA
158.	MSME-Training Institutions (CFTI), Agra	50.00	Nil	50.00	NA	NA	NA	NA	NA	NA	NA	NA
159.	MSME-Training Institutions (CFTI), Chennai	150.00	Nil	150.00	NA	NA	NA	NA	NA	NA	NA	NA
160.	CDGI, Firozabad	70.00	Nil	70.00	NA	NA	NA	NA	NA	NA	NA	NA
161.	FFDC, Kannauj	70.00	Nil	70.00	NA	NA	NA	NA	NA	NA	NA	NA
162.	Central Institute of Tool Design, Hyderabad	300.00	Nil	78.68	NA	NA	NA	NA	NA	NA	NA	NA
163.	Central Institute of Hand Tool, Jalandhar	250.00	Nil	123.75	NA	NA	NA	NA	NA	NA	NA	NA
164.	Indo German Tool Room, Ahmedabad	300.00	Nil	288.11	NA	NA	NA	NA	NA	NA	NA	NA
165.	Indo German Tool Room, Aurangabad	300.00	Nil	259.13	NA	NA	NA	NA	NA	NA	NA	NA
166.	Indo German Tool Room, Indore	300.00	Nil	110.00	NA	NA	NA	NA	NA	NA	NA	NA
167.	Central Tool Room & Training Centre, Bhubaneswar	300.00	Nil	263.86	NA	NA	NA	NA	NA	NA	NA	NA
168.	Indian Institute of Entrepreneurship	NA	NA	NA	NA	NA	NA	NA	NA	NA	NA	NA
169.	Indo Danish Tool Room, Jamshedpur	300.00	Nil	82.13	NA	NA	NA	NA	NA	NA	NA	NA
170.	Central Tool Room & Training Centre, Kolkata	300.00	Nil	236.40	NA	NA	NA	NA	NA	NA	NA	NA
171.	Tool Room & Training Centre, Guwahati	295.00	Nil	29.23	NA	NA	NA	NA	NA	NA	NA	NA
172.	Central Tool Rooms, Ludhiana	300.00	Nil	59.60	NA	NA	NA	NA	NA	NA	NA	NA

Sl. No.	Ministry/Department/ Name of Body	2009-10			2008-09		2007-08		2006-07		2005-06	
		Grant	Loan	Expenditure	Grant	Loan	Grant	Loan	Grant	Loan	Grant	Loan
173.	Institute of Design & Electrical Measuring Instrument	235.00	Nil	235.00	NA	NA	NA	NA	NA	NA	NA	NA
174.	Electronic Service & Testing Centre	100.00	Nil	100.00	NA	NA	NA	NA	NA	NA	NA	NA
175.	Product & Process Development Centre	101.00	Nil	101.00	NA	NA	NA	NA	NA	NA	NA	NA
176.	Implementation of Lean manufacturing Competitiveness Scheme	615.00	Nil	178.00	NA	NA	NA	NA	NA	NA	NA	NA
177.	Design Clinic Scheme of MSME Sector	170.00	Nil	Nil	NA	NA	NA	NA	NA	NA	NA	NA
178.	Enabling Manufacturing Sector to be competitive through Quality management Standard and quality Technology Tools	115.67	Nil	115.67	NA	NA	NA	NA	NA	NA	NA	NA
Minority Affairs												
179.	Maulana Azad Education Foundation, New Delhi	11500.00	Nil	11500.00	6000.00	Nil	5000.00	Nil	10000.00	Nil	2999.00	Nil
Mines												
180.	Jawaharlal Nehru Aluminum Research Development and Design Centre, Nagpur	278.00	Nil	278.00	407.00	Nil	220.00	Nil	40.00	Nil	263.00	Nil
181.	National Institute of Miners' Health, Nagpur	16.00	Nil	16.00	95.00	Nil	64.00	Nil	NA	NA	35.64	Nil
New and Renewable Energy												
182.	Sardar Swaran Singh National Institute of Renewable Energy, Kapurthala	700.00	Nil	400.70	350.00	Nil	367.00	Nil	NA	NA	NA	NA
183.	Centre for Wind Energy Technology, Chennai	840.00	Nil	840.00	500.00	Nil	1075.00	Nil	NA	NA	400.00	Nil
Labour & Employment												
184.	National Instructional Media Institute (NIMI), Chennai	250.00	Nil	250.00	250.00	Nil	220.00	Nil	215.00	Nil	204.00	Nil

Report No. 38 of 2010-11

Sl. No.	Ministry/Department/ Name of Body	2009-10			2008-09		2007-08		2006-07		2005-06	
		Grant	Loan	Expenditure	Grant	Loan	Grant	Loan	Grant	Loan	Grant	Loan
Law and Justice												
185.	Institute of Constitutional & Parliamentary Studies	48.25	Nil	48.24	42.73	Nil	29.00	Nil	NA	NA	NA	NA
186.	Indian Law Institute	147.51	Nil	147.50	119.60	Nil	75.00	Nil	NA	NA	NA	NA
Personnel, Public Grievances and Pensions												
187.	Central Civil Services Cultural and Sports Board, New Delhi	50.00	Nil	50.00	50.00	Nil	50.00	Nil	40.00	Nil	40.00	Nil
188.	Civil Services Officers Institute	1025.00	Nil	1025.00	Nil	Nil	NA	NA	NA	NA	NA	NA
189.	Grih Kalyan Kendra, New Delhi	25.00	Nil	25.00	25.00	Nil	NA	NA	57.00	Nil	50.00	Nil
190.	Indian Institute of Public Administration, New Delhi	851.13	Nil	851.13	299.81	Nil	207.50	Nil	189.00	Nil	189.00	Nil
191.	Training for All Support for Training Activities and Capacity Building	Nil	Nil	Nil	2.95	Nil	NA	NA	NA	NA	NA	NA
Planning Commission												
192.	Institute of Applied Manpower Research, New Delhi	1084.00	Nil	1084.00	501.00	Nil	487.00	Nil	370.00	Nil	397.46	Nil
Power												
193.	Central Power Research Institute, Bengaluru	4149.64	Nil	768.96	2910.54	Nil	6781.00	Nil	2241.70	Nil	1409.82	Nil
Petroleum and Natural Gas												
194.	Society for Petroleum Laboratory, NOIDA	1.20	Nil	0.45	157.00	Nil	196.00	Nil	152.00	Nil	265.00	Nil
Rural Development												
195.	National Rural Road Development Agency	93969.82	Nil	89642.80	NA	NA	NA	NA	NA	NA	NA	NA
Social Justice and Empowerment												
196.	Dr. Ambedkar Foundation, New Delhi	100.00	Nil	100.00	100.00	Nil	100.00	Nil	NA	NA	100.00	Nil

Sl. No.	Ministry/Department/ Name of Body	2009-10			2008-09		2007-08		2006-07		2005-06	
		Grant	Loan	Expenditure	Grant	Loan	Grant	Loan	Grant	Loan	Grant	Loan
197.	National Institute of Social Defence, New Delhi	690.00	Nil	690.00	638.00	Nil	410.00	Nil	451.00	Nil	453.00	Nil
198.	Manasika Vikas Kendram Ramchandra Nagar, Vijaywada, Andhra Pradesh	NA	NA	NA	NA	NA	70.00	Nil	56.83	Nil	49.65	Nil
Space												
199.	National Remote Sensing Agency (NRSA), Hyderabad	NA	NA	NA	Nil	Nil	NA	NA	2000.00	Nil	1400.00	Nil
200.	Physical Research Laboratory (PRL) Ahmedabad	6710.00	Nil	6377.00	5650.00	Nil	NA	NA	4110.00	Nil	3304.00	Nil
201.	National Atmospheric Research Laboratory (NARL), Gadanki	1311.55	Nil	786.08	1240.00	Nil	NA	NA	770.00	Nil	582.00	Nil
202.	North Eastern Space Applications Centre (NESAC), Shillong	700.00	Nil	2863.40	500.00	Nil	NA	NA	300.00	Nil	500.00	Nil
203.	Semi-Conductor Laboratory (SCL), S.A.S Nagar	4667.00	Nil	4110.98	3760.00	Nil	NA	NA	2700.00	Nil	NA	NA
204.	Indian Institute of Space Science and Technology (IIST), Thiruvananthapuram	14500.00	Nil	5563.40	6525.00	Nil	NA	NA	NA	NA	NA	NA
Scientific and Industrial Research												
205.	Consultancy Development Centre, New Delhi	350.00	Nil	351.83	200.00	Nil	200.00	Nil	NA	NA	60.00	Nil
Science and Technology												
206.	Agarkar Research Institute, Pune	1615.99	Nil	1615.99	976.50	Nil	993.00	Nil	795.00	Nil	700.00	Nil
207.	Aryabhata Research Institute for Observational Sciences, Nainital	3700.00	Nil	3700.00	4500.00	Nil	2300.00	Nil	1500.00	Nil	1000.00	Nil
208.	Birbal Sahni Institute of Palaeobotany, Lucknow	1900.00	Nil	1900.00	991.00	Nil	630.00	Nil	633.00	Nil	2065.00	Nil
209.	Bose Institute, Kolkata	4300.00	Nil	4300.00	2917.00	Nil	2623.00	Nil	2578.00	Nil	1789.33	Nil

Report No. 38 of 2010-11

Sl. No.	Ministry/Department/ Name of Body	2009-10			2008-09		2007-08		2006-07		2005-06	
		Grant	Loan	Expenditure	Grant	Loan	Grant	Loan	Grant	Loan	Grant	Loan
210.	Centre for Liquid Crystal Research, Bengaluru	330.00	Nil	330.00	365.00	Nil	400.00	Nil	NA	NA	270.00	Nil
211.	Indian Academy of Sciences, Bengaluru	900.00	Nil	900.00	440.00	Nil	451.00	Nil	317.00	Nil	260.00	Nil
212.	Indian Association of Cultivation of Science, Kolkata	5200.00	Nil	5200.00	3790.00	Nil	4425.00	Nil	3728.00	Nil	2740.00	Nil
213.	Indian Institute of Astrophysics, Bengaluru	4808.00	Nil	4808.00	3970.30	Nil	3908.00	Nil	3128.00	Nil	2840.00	Nil
214.	Indian Institute of Geomagnetism, Mumbai	2710.00	Nil	2710.00	2256.00	Nil	2255.00	Nil	2007.00	Nil	2185.00	Nil
215.	Indian National Academy of Engineering, New Delhi	300.00	Nil	300.00	199.00	Nil	200.00	Nil	150.00	Nil	142.00	Nil
216.	Indian National Science Academy, New Delhi	1501.23	Nil	1501.23	1192.00	Nil	886.00	Nil	793.80	Nil	699.00	Nil
217.	Indian Science Congress Association, Kolkata	257.50	Nil	257.50	218.00	Nil	227.00	Nil	216.60	Nil	178.00	Nil
218.	Indo-French Centre for Promotion of Advance Research, New Delhi	1069.86	Nil	1062.69	334.78	Nil	NA	NA	980.00	Nil	1031.00	Nil
219.	Indo US S&T Forum, New Delhi	320.08	Nil	320.08	1000.00	Nil	NA	NA	250.00	Nil	280.00	Nil
220.	International Advanced Research Centre for Power Metallurgy & New Materials, Hyderabad	4600.00	Nil	4600.00	4000.00	Nil	4500.00	Nil	3800.00	Nil	2600.00	Nil
221.	Institute of Advance Study in Science and Technology (IASST), Guwahari	700.00	Nil	700.00	NA	NA	NA	NA	NA	NA	NA	NA
222.	Jawaharlal Nehru Centre for Advanced Scientific Research, Bengaluru	4700.00	Nil	4700.00	2911.00	Nil	3500.00	Nil	2300.00	Nil	2300.00	Nil
223.	National Academy of Sciences, Allahabad	600.00	Nil	600.00	46.83	Nil	298.00	Nil	194.00	Nil	320.00	Nil

Sl. No.	Ministry/Department/ Name of Body	2009-10			2008-09		2007-08		2006-07		2005-06	
		Grant	Loan	Expenditure	Grant	Loan	Grant	Loan	Grant	Loan	Grant	Loan
224.	National Accreditation Board for Testing & Calibration Laboratories, New Delhi	600.00	Nil	600.00	100.00	Nil	NA	NA	NA	NA	500.00	Nil
225.	Raman Research Institute, Bengaluru	3800.00	Nil	3800.00	3280.00	Nil	2523.00	Nil	2200.00	Nil	2240.00	Nil
226.	Satyendra Nath Bose National Centre for Basic Sciences, Kolkata	2975.00	Nil	2975.00	1497.00	Nil	1437.00	Nil	1213.00	Nil	1140.00	Nil
227.	Technology Information Forecasting and Assessment Council, New Delhi	1728.00	Nil	1728.00	207.20	Nil	409.00	Nil	72.60	Nil	1358.00	Nil
228.	Vigyan Prasar, Noida	1000.00	Nil	1000.00	900.00	Nil	800.00	Nil	600.00	Nil	700.00	Nil
229.	Wadia Institute of Himalayan Geology, Dehradun	2657.50	Nil	2657.50	1595.00	Nil	1411.00	Nil	1214.00	Nil	1120.00	Nil
Statistics and Programme Implementation												
230.	Indian Statistical Institute, Kolkata	13352.88	Nil	13352.88	8505.71	Nil	7639.76	Nil	6066.24	Nil	5510.69	Nil
Telecommunications												
231.	Centre for Development of Telematics (C-DOT), New Delhi	10000.00	Nil	10850.00	10900.00	Nil	9600.00	Nil	8200.00	Nil	7512.00	Nil
Textile												
232.	Apparel Export Promotion Council, New Delhi	36.20	Nil	36.20	Nil	Nil	383.98	Nil	251.01	Nil	137.95	Nil
233.	Central Silk Board, New Delhi	Nil	Nil	Nil	29430.00	Nil	13016.00	Nil	NA	NA	NA	NA
Urban Development												
234.	Building Material Technology Promotion Council, New Delhi	550.00	Nil	550.00	840.26	Nil	899.58	Nil	619.27	Nil	309.00	Nil
235.	National Institute of Urban Affairs, New Delhi	207.00	Nil	207.00	212.70	Nil	206.19	Nil	183.46	Nil	148.82	Nil
236.	National Cooperative Housing Federation of India	40.00	Nil	40.00	NA	NA	NA	NA	NA	NA	NA	NA

Report No. 38 of 2010-11

Sl. No.	Ministry/Department/ Name of Body	2009-10			2008-09		2007-08		2006-07		2005-06	
		Grant	Loan	Expenditure	Grant	Loan	Grant	Loan	Grant	Loan	Grant	Loan
237.	Central Government Employees Welfare Housing Organisation	10.00	Nil	10.00	NA	NA	NA	NA	NA	NA	NA	NA
Water Resources												
238.	NIH, Roorkee	2291.95	Nil	NA	NA	NA	NA	NA	NA	NA	NA	NA
Women and Child Development												
239.	Central Social Welfare Board, New Delhi	4607.00	Nil	4426.13	3559.52	Nil	3808.57	Nil	13626.64	Nil	11261.46	Nil
240.	National Institute of Public Co-operation and Child Development, New Delhi	2415.00	Nil	2150.00	1980.74	Nil	1500.00	Nil	NA	NA	1428.06	Nil
Youth Affairs and Sports												
241.	Indian Olympic Association, New Delhi	385.67	Nil	385.67	238.96	Nil	Nil	9521.00	639.00	Nil	28.53	Nil
242.	Rajiv Gandhi National Institute of Youth Development	946.05	Nil	750.00	900.00	Nil	865.00	Nil	NA	NA	NA	NA
Grand Total		555867.99	1399.99	525692.89	355953.36	Nil	296489.59	9521.00	262925.23	Nil	217846.28	Nil

APPENDIX - III

(Referred to in paragraph 1.1.2)

List of bodies which submitted accounts after delays of over three months

Sl. No.	Name of Autonomous Bodies	Date of Submission of Accounts
1.	Babasaheb Bhimaroo Ambedkar University, Lucknow	5/10/09
2.	National Judicial Academy, Bhopal	10/3/10
3.	School of Planning And Architecture, Bhopal	7/10/09
4.	Technology Development Board, New Delhi	9/10/09
5.	Central Council for Research in Unani Medicine, New Delhi	20/10/09
6.	Morarji Desai National Institute of Yoga, New Delhi.	20/10/09
7.	National Institute of Technology, Jamsedpur	22/10/09
8.	Sree Chitra Tirunal Institute of Medical Sciences & Technology, Thiruvananthapuram	23/10/09
9.	National Institute of Technology, Raipur	26/10/09
10.	National Bal Bhawan, New Delhi	27/10/09
11.	Delhi Development Authority	29/10/09
12.	Indian Council of Philosophical Research, New Delhi.	9/11/09
13.	Central Agricultural University, Imphal	10/11/09
14.	Jute Manufacturers Development Council, Kolkata	17/11/09
15.	A.B. Vajpayee Indian Institute of Information Technology and Management, Gwalior.	23/11/09
16.	South Zone Cultural Centre, Thanjavur	24/11/09
17.	North-Zone Cultural Centre, Patiala	30/11/09
18.	Indian Institute of Science Education and Research, Kolkata	8/12/09
19.	Indian Institute of Science education & research Thiruvananthapuram	3/12/09
20.	School of Planning and Architecture, New Delhi.	18/12/09
21.	National Commission for Backward Classes, New Delhi.	18/12/09
22.	Victoria Memorial Hall, Kolkata	23/12/09
23.	National Museum Institute Delhi	29/12/09
24.	University of Delhi, New Delhi	31/12/09
25.	Prasar Bharati, New Delhi	31/12/09
26.	Nehru Memorial Museum and Library, New Delhi.	1/1/10
27.	Indira Gandhi Rashtriya Manava Sangrahalaya, Bhopal	31/3/10
28.	National Culture Fund, New Delhi	20/4/10
29.	Indian Council of World Affairs, New Delhi	12/3/10
30.	Food Safety and Standard Authority of India	25/1/10

Report No. 38 of 2010-11

Sl. No.	Name of Autonomous Bodies	Date of Submission of Accounts
31.	National Board of Examination	8/1/10
32.	National Institute of Homeopathy, Calcutta	10/3/10
33.	Central Insitute of Classical Tamil, Chennai	11/1/10
34.	Indian Institute of Science, Bangalore	18/1/10
35.	Maulana Azad National Institute of Technology, Bhopal	25/1/10
36.	Gandhigram Rural University, Gandhigram	15/2/10
37.	School of Planning & architecture, vijyawada	19/5/10
38.	The English and Foreign Language University, Hyderabad	26/2/10
39.	Mahatma Gandhi Antarrashtriya Hindi Vishwavidyalaya, Wardha	4/1/10
40.	Manipur University, Imphal	18/3/10
41.	State Legal Service Authority (UT) Chandigarh.	3/3/10
42.	Indian Institute of Maritime Studies, Mumbai	9/3/10
43.	Betwa River Board, Jhansi	27/1/10
44.	Central Adoption Resource Agency	1/2/10
45.	Organising Committee for Commonwealth Games, New Delhi	12/2/10
46.	Nehru Yuva Kendra Sangathan, New Delhi.	31/3/10
47.	Central Board of Secondary Education, New Delhi	3/11/10
48.	Rajiv Gandhi University, Rono Hills	17/11/09
49.	Indian Institute of Technology, Patna	10/10/10
50.	Indira Gandhi Rashtriya Tribal University	14/10/10
51.	Nagaland University	3/5/10
52.	Central University of Rajasthan	6/10/09
53.	Vishwa Bharti, Shantiniketan	18/10/09
List of bodies whose accounts had not been received as of December 2010		
1.	Haj Committee of India, Mumbai	
2.	Municipal Council of Port Blair, Andaman & Nicobar Islands	

APPENDIX - IV

(Referred to in paragraph 1.1.3)
Arrears in submission of accounts for the period up to 2009-10

Sl. No.	Name of Autonomous Bodies	Due since	Number of years for which due
1.	Haj Committee of India, Mumbai.	2006-07	4
2.	Municipal Council of Port Blair, Andaman & Nicobar Islands	1990-91	20

APPENDIX - V

(Referred to in paragraph 1.2)

List of Autonomous Bodies in respect of which audited accounts had not been presented before the Parliament as on 31 December 2010

Sl. No.	Name of Autonomous Bodies (Ministry wise)
(A)	2006-07 (Year of accounts)
	Ministry of Law & Justice
1	State Legal Service Authority (UT), Chandigarh
(B)	2007-08 (Year of accounts)
	Ministry of Commerce and Industry
2	Export Inspection Agency, Kolkata
3	Export Inspection Agency, Mumbai
4	Export Inspection Agency, Chennai
5	Export Inspection Agency, Kochi
(C)	2008-09 (Year of accounts)
	Ministry of Commerce and Industry
6	Export Inspection Agency, Mumbai
7	Export Inspection Agency, Chennai
8	Export Inspection Agency, Kochi
	Ministry of Human Resource Development
*9	National Institute of Technology, Kururkshetra
10	National Institute of Technology, Warangal
11	The English and Foreign Language University, Hyderabad
12	Post Graduate Institute of Medical Education & Research, Chandigarh
(D)	2009-10 (Year of account)
	Ministry of Agriculture
	Department of Agriculture and Cooperation
13	National Co-operative Development Corporation, New Delhi
	Ministry of Animal Husbandry & Dairying
14	Veterinary Council of India, New Delhi
	Ministry of Chemical and Fertiliser
15	National Institute of Pharmaceutical Education and Research, Mohali
	Ministry of Communication
	Department of Telecommunications
16	TRAI-Contributory Provident Fund (TRAI-CPF), New Delhi
	Ministry of Commerce and Industry
17	Tobacco Board, Guntur
18	Spice Board Kochi
19	Marine Product Export Development Authority, Kochi
20	Export Inspection Agency, Kolkata
21	Export Inspection Agency, Chennai
22	Export Inspection Agency, Kochi
23	Export Inspection Agency, New Delhi
24	Export Inspection Council, New Delhi
	Ministry of Consumers Affairs Food & Public Distribution
25	Bureau of Indian Standards, New Delhi
	Ministry of Corporate Affairs
**26	Competition Commission of India, New Delhi
	Ministry of Culture
27	North Zone Cultural Centre, Patiala
28	Gandhi Samriti and Darshan Samiti, New Delhi

Sl. No.	Name of Autonomous Bodies (Ministry wise)
**29	National School of Drama, New Delhi
30	West Zone Cultural Centre, Udaipur
**31	Lalit Kala Akademi, New Delhi
**32	Indira Gandhi National Center for Arts, New Delhi.
**33	Delhi Public Library, New Delhi.
34	Salarjung Museum, Hyderabad
	Ministry of Health & Family Welfare
	Department of Health and Family Welfare
35	National Institute of Unani Medicine, Bangalore
**36	AIIMS, New Delhi
**37	Medical Council of India, New Delhi
**38	Central Council of Indian Medicines, New Delhi
**39	Central Council for Research in Unani Medicines, New Delhi
**40	Rashtriya Ayurveda Vidyaapeeth, New Delhi
41	Pt. Deen Dayal Upadhyaya Physically Handicapped, New Delhi
42	Dental Council of India, New Delhi
43	Indian Nursing Council, New Delhi
**44	Morarji Desai National Institution of Yoga, New Delhi
**45	Central Council for Research in Yoga & Naturopathy, New Delhi
**46	Central Council of Research in Homoeopathy, New Delhi
	Department of Ayurveda, Yoga, Naturopathy, Unani, Sidha and Homoeopathy (AYUSH)
47	National Institute of Ayurveda, Jaipur
	Ministry of Human Resource Development
48	Indian Institute of Management, Ahmedabad
49	Indian Institute of Management, Indore
50	National Institute of Technical Teachers Training and Research, Bhopal
51	Maharshi Sandipani Rashtriya Veda Vidya Pratishthan, Ujjain
52	Pt. Dwarka Prasad Mishra Indian Institute of Information Technology, Design and Manufacturing, Jabalpur
53	Indian Institute of Science & Education Research, Bhopal
54	Sant Longowal Institute of Engineering and Technology, Longowal
55	Dr. B.R Ambedkar National Institute of Technology, Jalandhar
**56	Lal Bahadur Shastri Rashtriya Sanskrit Vidyaapeeth, New Delhi
**57	Jamia Milia Islamia, New Delhi.
**58	Jawaharlal Nehru University, New Delhi.
59	National Institute of Technology, Kozhikode (Calicut)
*60	National Institute of Technology, Kurukshetra
61	National Institute of Technology, Warangal
62	The English and Foreign Language University, Hyderabad
**63	Navodaya Vidyalaya Samiti, New Delhi
64	IIM, Bangalore
65	Sardar Vallabhbhai National Institute of Technology, Surat
**66	All India Council for Technical Education
**67	Indian Council for Philosophical Research
**68	Indian Council for Historical Research
**69	National Book Trust
**70	National Institute of Education Planning Administration
71	National Council for Teacher's Education, New Delhi
72	Central University of Karnataka, Gulbarg
73	National Council of Rural Institute, Hyderabad
74	Central University of Rajasthan, Kishangarh, Ajmer

Sl. No.	Name of Autonomous Bodies (Ministry wise)
75	Indian Institute of Science Education and Research Thiruvananthapuram , Kerala
	Ministry of Information & Broadcasting
76	Press Council of India, New Delhi
	Ministry of Labour and Employment
**77	Employees State Insurance Corporation and three sub-units
	Ministry of Power
78	Bureau of Energy Efficiency, New Delhi
	Ministry of Petroleum & Natural Gas
79	Petroleum & Natural Gas Regulatory Board, New Delhi
	Ministry of Rural Development
80	Council for Advancement of People's Action and Rural Technology, New Delhi
	Ministry of Social Justice & Empowerment
81	National Trust, New Delhi
**82	National Commission for Minority Educational Institution, New Delhi
83	National Institute for Mentally Handicapped, Secunderabad
	Ministry of Textiles
84	National Institute of Fashion Technology, New Delhi.
85	Textile Committee , Mumbai
	Ministry of Urban Development
86	Delhi Urban Art Commission, New Delhi
87	Rajghat Samadhi Committee, New Delhi
	Ministry of Water Resources
88	National Water Development Agency, New Delhi
	Ministry of Women and Child Development
**89	Central Adoption Resource Authority, New Delhi
90	Rehabilitation Council of India, New Delhi
91	National Commission for Women, New Delhi
	Ministry of Youth Affairs and Sports
92	Lakshmi Bai National University of Physical Education, Gwalior

*The Autonomous Bodies which were reflected in the last year's Report and this year also no reply has been received in respect of these Autonomous Bodies.

** The Autonomous Bodies pertaining to the year 2009-10, Audit Reports of which have been issued but no reply has been received in respect of presentation to Parliament.

APPENDIX - VI

(Referred to in paragraph 1.2)

Delay in presentation of audited accounts for the years 2006-07, 2007-08, 2008-09 and 2009-10 by autonomous bodies to the Parliament

Sl. No.	Name of Autonomous Bodies (Ministry wise)	Year of Audit Report	Delay in months
	Ministry of Agriculture		
	Department of Agricultural Research and Education		
1.	Indian Council of Agricultural Research, New Delhi	2008-09	2
	Ministry of Commerce and Industry		
2.	Tobacco Board Guntur	2008-09	2
3.	Rubber Board Kottayam	2008-09	2
4.	Marine Product Export Development Authority, Kochi	2008-09	2
5.	Tea Board, Kolkata	2008-09	2
	Ministry of Consumer Affairs		
6.	Bureau of Indian Standard, New Delhi	2008-09	3
	Ministry of Culture		
7.	North-Zone Cultural Centre, Patiala	2007-08	1
8.	Salarjung Museum, Hyderabad	2008-09	4
9.	Raja Ram Mohan Roy Library Foundation	2007-08	7
	Ministry of Health and Family Welfare		
10.	Central Council of Indian Medicines	2007-08 2009-10	2 2
	Ministry of Housing and Urban Poverty Alleviation		
11.	Lakshadweep Building Development Board, Kavaratti	2008-09	11
	Ministry of Human Resource Development		
12.	Maulana Azad National Urdu University, Hyderabad	2008-09	4
13.	Indian Institute of Management, Calicut (Kozhikode)	2008-09	4
14.	National Institute of Technology, Kozhikode	2008-09	8
15.	Sardar Vallabhai National Institute of Technology, Surat	2008-09	4
16.	IIT, Mumbai	2007-08	7
17.	NIT, Durgapur	2006-07	29
18.	National Institute of Technical Teachers' Training and Research, Kolkata	2007-08	2
19.	NIT, Rourkela	2008-09	12
20.	Board of Practical Training, Kolkata	2008-09	4
	Ministry of Petroleum & Natural Gas		
21.	Petroleum & Natural Gas Regulatory Board, New Delhi	2008-09	4
	Ministry of Power		
22.	Bureau of Energy Efficiency	2008-09	8
	Ministry of Rural Development		
23.	Council for Advancement of People's Action & Rural Technology, New Delhi	2007-08 2008-09 2009-10	15 3 2
	Ministry of Social Justice & Empowerment		
24.	National Institute for Mentally Handicapped, Secunderabad	2008-09	8
	Ministry of Urban Development		
25.	Rajghat Samadhi Committee, New Delhi	2007-08	11
	Ministry of Women and Child Development		
26.	Central Adoption Resource Agency	2006-07 2007-08	14 12
27.	Export Inspection Agency, Delhi	2008-09	11
28.	BOPT, Kolkata	2008-09	4
29.	Swami Vivekananda National Institute of Rehabilitation	2008-09	8

APPENDIX - VII

(Referred to in paragraph 1.3)

Outstanding utilisation certificates

(Rupees in lakh)

Ministry/Department	Period to which grants relate (upto March 2009)	Utilisation Certificates outstanding in respect of grants released upto March 2009 which were due by 31 st March 2010	
		Number	Amount
Agriculture	1990-91	3	11.25
	1991-92	8	16.50
	1992-93	2	6.60
	1993-94	2	65.60
	1994-95	1	2.50
	1995-96	2	11.91
	1996-97	2	1.34
	1997-98	6	14.88
	1998-99	2	1.00
	2000-01	4	4.97
	2001-02	12	17.17
	2002-03	6	8.08
	2003-04	9	14.58
	2004-05	13	332.62
	2005-06	21	1014.37
	2006-07	101	13300.54
	2007-08	274	19181.79
2008-09	451	199295.16	
		919	233300.86
Andaman Nicobar Islands Administration	2005-06	1	160.11
	2006-07	239	2146.76
	2007-08	392	3644.55
	2008-09	434	7196.10
			1066
Atomic Energy	1991-92	1	2.51
	1996-97	4	4.12
	1997-98	3	3.38
	1998-99	4	3.12
	1999-00	7	16.56
	2000-01	7	17.24
	2001-02	5	4.85
	2002-03	1	0.80
	2003-04	11	5.06
	2004-05	24	213.25
	2005-06	45	89.30
2006-07	177	590.50	

Ministry/Department	Period to which grants relate (upto March 2009)	Utilisation Certificates outstanding in respect of grants released upto March 2009 which were due by 31 st March 2010	
		Number	Amount
	2007-08	97	1448.53
	2008-09	185	2711.83
		571	5111.05
Central Board of Direct Taxes	2007-08	1	0.35
	2008-09	12	1.40
		13	1.75
Chemicals and Petrochemicals	2007-08	3	21.84
	2008-09	45	4999.75
		48	5021.59
Department of Fertilisers	2008-09	2	47.21
		2	47.21
Commerce & Textile			
(i) Commerce	2001-02	1	150.00
	2002-03	16	1740.00
	2003-04	8	847.26
	2004-05	8	1464.57
	2005-06	11	1258.54
	2006-07	21	1838.28
	2007-08	28	28128.98
	2008-09	159	89795.73
		252	125223.36
(ii) Textiles	1978-79	10	44.83
	1979-80	2	11.00
	1980-81	3	3.88
	1981-82	1	0.40
	1982-83	4	2.02
	1984-85	1	0.65
	1985-86	3	2.15
	1988-89	1	0.25
	1989-90	2	1.50
	1991-92	3	7.47
	1992-93	7	8.85
	1993-94	8	77.11
	1994-95	31	26.27
	1995-96	47	229.47
	1996-97	15	41.11
	1997-98	15	35.46
	1998-99	10	26.74
	1999-00	28	126.75
	2000-01	28	72.44
	2001-02	31	47.90
	2002-03	43	87.92
	2003-04	80	599.48
	2004-05	143	781.99
	2005-06	190	1348.97
	2006-07	204	2023.76
	2007-08	491	4047.87
	2008-09	200	136697.36
		1601	146353.60
Civil Aviation	2007-08	01	85
	2008-09	01	173

Report No. 38 of 2010-11

Ministry/Department	Period to which grants relate (upto March 2009)	Utilisation Certificates outstanding in respect of grants released upto March 2009 which were due by 31 st March 2010	
		Number	Amount
		02	258
Environment and Forests	1981-82	15	5.79
	1982-83	21	41.00
	1983-84	90	58.50
	1984-85	143	229.80
	1985-86	121	495.40
	1986-87	74	533.77
	1987-88	278	6531.00
	1988-89	359	2543.18
	1989-90	545	192.00
	1990-91	70	123.30
	1991-92	81	1439.00
	1992-93	216	736.00
	1993-94	64	74.18
	1994-95	92	207.64
	1995-96	85	179.24
	1996-97	382	1870.93
	1997-98	177	637.27
	1998-99	380	1105.52
	1999-00	386	1933.64
	2000-01	379	1287.24
	2001-02	440	2763.95
	2002-03	473	2758.41
	2003-04	548	2063.67
	2004-05	473	2391.80
	2005-06	441	2650.06
	2006-07	510	5858.71
2007-08	497	8706.05	
2008-09	576	12261.64	
		7916	59678.69
Finance			
(i)Department of Revenue	2002-03	1	24.00
	2008-09	1	50.00
		2	74.00
(ii)Department of Disinvestment	2004-05	24	91.46
		24	91.46
Food Processing Industries	1991-92	2	6.20
	1992-93	7	81.36
	1993-94	17	140.69
	1994-95	23	153.86
	1995-96	18	142.24
	1996-97	15	154.99
	1997-98	14	222.52
	1998-99	31	307.15
	1999-00	26	316.46
	2000-01	52	650.69
	2001-02	54	1436.85
	2002-03	74	1954.73
	2003-04	124	1951.43
2004-05	185	2092.43	
2005-06	327	4551.55	

Ministry/Department	Period to which grants relate (upto March 2009)	Utilisation Certificates outstanding in respect of grants released upto March 2009 which were due by 31 st March 2010	
		Number	Amount
	2006-07	319	5001.63
	2007-08	592	9677.29
	2008-09	667	11434.34
		2547	40276.41
Health and Family Welfare			
(i) Health	1983-84	1	0.78
	1984-85	1	0.9
	1986-87	1	0.5
	1987-88	1	12
	1988-89	1	0.3
	1989-90	1	1
	1993-94	4	131
	1994-95	1	0.31
	1995-96	14	275.78
	1996-97	1	11.16
	1997-98	30	576.49
	1998-99	52	1538.71
	1999-00	59	1561.77
	2000-01	46	1296.88
	2001-02	25	731.45
	2002-03	33	778.25
	2003-04	212	1705.31
	2004-05	127	5256.96
	2005-06	210	31009.71
	2006-07	337	38370.9
2007-08	473	46849.75	
2008-09	878	219531.73	
	2508	349641.64	
(ii) Family Welfare	1993-94	4	7.38
	1995-96	62	160.08
	1996-97	78	228.65
	1997-98	46	279.02
	1998-99	36	185.64
	1999-00	21	314.21
	2000-01	50	1097.33
	2001-02	46	592.65
	2002-03	73	1833.21
	2003-04	130	4312.01
	2004-05	182	13788.73
	2005-06	200	24050.91
	2006-07	246	41614.24
	2007-08	233	165591.23
	2008-09	360	421054.90
		1767	675110.19
(iii) AYUSH	1994-95	1	20.86
	1996-97	1	0.68
	1997-98	5	22.56
	1998-99	1	10.00
	1999-00	14	86.53
	2000-01	5	19.15
	2001-02	13	209.91
2002-03	17	59.60	

Report No. 38 of 2010-11

Ministry/Department	Period to which grants relate (upto March 2009)	Utilisation Certificates outstanding in respect of grants released upto March 2009 which were due by 31 st March 2010	
		Number	Amount
	2003-04	18	251.07
	2004-05	17	265.31
	2005-06	141	2760.27
	2006-07	176	2596.98
	2007-08	484	20636.85
	2008-09	681	36263.40
		1574	63203.17
Human Resource Development			
Department of Secondary Education and Literacy	1982-83	1	5.00
	1984-85	1	0.60
	1985-86	9	5.04
	1986-87	19	17.70
	1987-88	4	13.09
	1988-89	21	74.24
	1989-90	33	55.61
	1990-91	9	20.84
	1991-92	7	8.93
	1992-93	10	77.23
	1993-94	28	298.03
	1994-95	34	461.22
	1995-96	50	1127.35
	1996-97	44	479.54
	1997-98	39	155.21
	1998-99	52	1338.09
	1999-00	54	422.78
	2000-01	39	1719.80
	2001-02	61	6439.64
	2002-03	99	8793.39
	2003-04	204	3095.40
	2004-05	141	3297.02
	2005-06	99	7514.72
2006-07	137	10544.14	
2007-08	113	13121.82	
2008-09	65	45862.90	
		1373	104949.33
Department of Higher Education	1977-78	2	8.00
	1978-79	23	29.26
	1979-80	16	18.32
	1980-81	9	17.2
	1981-82	11	21.10
	1982-83	32	67.65
	1983-84	20	39.31
	1984-85	15	28.56
	1985-86	78	394.52
	1986-87	27	95.57
	1987-88	97	526.91
	1988-89	79	384.36
	1989-90	81	557.23
	1990-91	12	11.75
	1991-92	40	297.97
1992-93	45	427.15	
1993-94	58	554.57	

Ministry/Department	Period to which grants relate (upto March 2009)	Utilisation Certificates outstanding in respect of grants released upto March 2009 which were due by 31 st March 2010	
		Number	Amount
	1994-95	17	122.33
	1995-96	20	180.58
	1996-97	21	272.12
	1997-98	29	337.27
	1998-99	32	169.99
	1999-00	90	382.06
	2000-01	83	653.03
	2001-02	88	744.51
	2002-03	163	1636.47
	2003-04	145	2070.00
	2004-05	174	4606.56
	2005-06	238	1401.09
	2006-07	88	6490.00
	2007-08	49	1813.43
	2008-09	50	5335.24
		1932	29694.11
Information Technology	2001-02	2	11.00
	2002-03	41	4553.00
	2003-04	28	1324.00
	2004-05	36	9058.00
	2005-06	57	11068.00
	2006-07	74	13640.00
	2007-08	169	26113.00
	2008-09	171	16936.00
		578	82703.00
Industry			
(i) Heavy Industry	2000-01	1	182.50
	2003-04	1	20.00
	2004-05	4	451.00
	2005-06	5	1011.00
	2006-07	3	8090.00
	2007-08	4	1264.00
	2008-09	12	2177.90
		30	13196.40
(ii) Small Scale Industry	2005-06	7	30.48
	2006-07	8	66.03
	2007-08	5	53.63
	2008-09	164	40679.16
		184	40829.30
(iii) Industrial Policy & Promotion	2004-05	3	2525.00
	2005-06	3	720.50
	2006-07	3	3077.53
	2007-08	11	5483.00
	2008-09	39	17602.58
		59	29408.61
(iv) Department of Public Enterprises	2002-03	1	9.88
	2004-05	2	9.21
	2005-06	6	39.22
	2006-07	19	420.11
	2007-08	5	44.59
	2008-09	12	64.90
		45	587.91

Report No. 38 of 2010-11

Ministry/Department	Period to which grants relate (upto March 2009)	Utilisation Certificates outstanding in respect of grants released upto March 2009 which were due by 31 st March 2010	
		Number	Amount
Labour and Employment	1979-80	1	0.01
	1982-83	2	0.13
	1985-86	3	1.62
	1987-88	3	2.94
	1988-89	1	6.21
	1989-90	9	10.10
	1990-91	14	19.29
	1991-92	8	26.59
	1992-93	2	0.64
	1993-94	5	3.89
	1994-95	3	3.71
	1995-96	13	92.10
	1996-97	101	101.00
	1997-98	4	4.31
	1998-99	15	16.66
	1999-00	21	26.12
	2000-01	27	53.95
	2001-02	15	38.93
	2002-03	16	10.9
	2003-04	7	24.67
2004-05	29	142.44	
2005-06	10	56.06	
2006-07	65	1312.59	
2007-08	91	1840.15	
2008-09	212	9414.42	
		677	13209.43
Law & Justice			
(i) National Legal Services Authority	1982-83	2	1.00
	1983-84	3	1.30
	1984-85	3	0.90
	1989-90	2	1.00
	1990-91	1	0.25
	1991-92	6	1.38
	1992-93	3	0.30
	1993-94	2	0.30
	1995-96	3	0.30
	1996-97	4	1.66
	1997-98	3	1.18
	1998-99	2	6.00
	1999-00	2	4.00
	2004-05	1	1.50
	2005-06	3	30.50
	2006-07	7	23.27
	2007-08	25	672.87
2008-09	83	1137.20	
		155	1884.91
(ii) Legislative Department	1993-94	1	0.05
	1996-97	1	0.05
	2001-02	1	0.03
	2004-05	1	0.10
	2008-09	1	0.35
		5	0.58

Ministry/Department	Period to which grants relate (upto March 2009)	Utilisation Certificates outstanding in respect of grants released upto March 2009 which were due by 31 st March 2010	
		Number	Amount
Mines	2007-08	1	2.00
	2008-09	5	91.00
		6	93.00
New and Renewable Energy	2004-05	9	39.42
	2005-06	12	72.50
	2006-07	19	338.91
	2007-08	201	9571.71
	2008-09	694	29428.09
		935	39450.63
Earth Sciences	1983-84	9	0.72
	1984-85	27	44.71
	1985-86	20	5.58
	1986-87	15	7.95
	1987-88	38	39.84
	1988-89	43	140.90
	1989-90	71	84.56
	1990-91	39	251.23
	1991-92	7	83.90
	1992-93	22	348.97
	1993-94	20	162.60
	1994-95	17	217.89
	1995-96	63	350.89
	1996-97	41	68.60
	1997-98	56	248.25
	1998-99	50	584.00
	1999-00	46	713.52
	2000-01	41	220.47
	2001-02	26	220.16
	2002-03	14	20.22
	2003-04	61	163.18
	2004-05	53	954.1
	2005-06	72	716.64
	2006-07	61	924.50
	2007-08	135	3002.62
	2008-09	183	3301.75
	1230	12877.75	
Personnel, Public Grievances and Pensions	2006-07	1	0.05
	2007-08	1	0.04
	2008-09	18	0.84
Personnel and Training		20	0.93
Planning Commission	2006-07	4	1.65
	2007-08	4	8.10
	2008-09	9	21.67
		17	31.42
Power	2008-09	8	2942.64
		8	2942.64
Shipping	2006-07	3	189.92
	2007-08	5	61.23
	2008-09	2	210.00
		10	461.15
Space	1976-77	1	0.05
	1979-80	1	0.05

Report No. 38 of 2010-11

Ministry/Department	Period to which grants relate (upto March 2009)	Utilisation Certificates outstanding in respect of grants released upto March 2009 which were due by 31 st March 2010	
		Number	Amount
	1980-81	1	0.38
	1981-82	1	0.03
	1982-83	5	0.69
	1983-84	1	0.02
	1984-85	3	0.97
	1985-86	1	0.05
	1986-87	6	1.35
	1987-88	4	4.88
	1989-90	2	0.07
	1990-91	1	5.24
	1991-92	1	1.24
	1993-94	2	1.28
	1998-99	1	0.20
	1999-00	2	1.30
	2000-01	6	62.52
	2001-02	13	444.25
	2002-03	16	170.45
	2003-04	32	252.35
	2004-05	36	489.77
	2005-06	59	248.78
2006-07	56	421.94	
2007-08	70	575.90	
2008-09	137	1604.85	
	458	4288.61	
Urban Development	1985-86	1	1.00
	1987-88	1	3.00
	1989-90	1	1.50
	1993-94	2	2.55
	1996-97	1	3.00
	1999-00	3	123.19
	2001-02	2	28.17
	2002-03	1	4.48
	2003-04	7	257.78
	2005-06	12	1932.65
	2006-07	16	10480.39
	2007-08	67	6770.63
2008-09	129	29452.99	
	243	49061.33	
Housing and Urban Poverty Alleviation	1995-96	1	2.20
	1996-97	1	1.10
	2003-04	8	2140.84
	2004-05	5	1364.16
	2005-06	5	16360.22
	2006-07	50	2898.67
	2007-08	20	964.81
	2008-09	61	33180.65
	151	56912.65	
Water Resources	1986-87	3	12.50
	1987-88	1	4.04
	1988-89	2	4.23
	1989-90	2	2.85
	1990-91	3	7.17

Ministry/Department	Period to which grants relate (upto March 2009)	Utilisation Certificates outstanding in respect of grants released upto March 2009 which were due by 31 st March 2010	
		Number	Amount
	1991-92	3	6.56
	2000-01	1	3.34
	2001-02	3	42.06
	2005-06	2	20.88
	2006-07	7	55.10
	2007-08	112	1385.08
	2008-09	88	1283.46
		227	2827.27
Consumer Affair	1996-97	8	3.23
	1997-98	5	1.66
	1998-99	4	1.35
	1999-00	1	0.22
	2000-01	3	0.86
	2001-02	2	0.82
	2003-04	3	2.55
	2004-05	3	5.49
	2006-07	17	35.50
	2007-08	6	13.00
		52	64.68
Food and Public Distribution	1998-99	1	18.03
	1999-00	1	24.8
	2001-02	1	89.72
	2005-06	5	1317.00
	2006-07	15	4160.35
	2007-08	14	1291.34
	2008-09	13	1399.00
		50	8300.24
Panchayati Raj	2005-06	7	145.00
	2006-07	14	650.60
	2007-08	31	22566.00
	2008-09	44	101547.50
		96	124909.10
Road Transport and Highway	2005-06	1	76
	2006-07	1	100
		2	176
Rural Development	2000-01	1	39.50
	2001-02	3	47.00
	2002-03	7	65.52
	2003-04	12	124.27
	2004-05	6	51.67
	2005-06	18	221.97
	2006-07	16	1294.00
	2007-08	133	18875.04
	2008-09	759	150643.93
		955	171362.90
Petroleum and Natural Gas	2008-09	1	2500.00
		1	2500.00
Election Commission of India	2006-07	1	0.42
	2007-08	3	14.67
		4	15.09

Report No. 38 of 2010-11

Ministry/Department	Period to which grants relate (upto March 2009)	Utilisation Certificates outstanding in respect of grants released upto March 2009 which were due by 31 st March 2010	
		Number	Amount
Tribal Affairs	2007-08	272	4852.26
	2008-09	198	10200.32
		470	15052.58
Corporate Affairs	2007-08	6	1.24
		6	1.24
Department of Science and Technology	2008-09	159	1062.00
		159	1062.00
Department of Scientific and Industrial Research	2005-06	1	13.64
	2006-07	3	55.00
	2007-08	4	71.40
	2008-09	73	450.45
		81	590.49
Department of Bio-Technology	1993-94	5	0.70
	1994-95	4	1.60
	1995-96	5	1.35
	1996-97	5	1.15
	1997-98	10	3.80
	1998-99	5	2.40
	1999-00	3	0.45
	2000-01	3	1.20
	2001-02	3	1.40
	2002-03	3	1.89
	2004-05	20	6.95
	2006-07	22	14.48
	2007-08	12	20.76
	2008-09	112	1249.62
		212	1307.75
Grand Total		31243	2527293.53

APPENDIX-VIII


(Referred to in paragraph 10.1)

Outstanding Action Taken Notes as of December 2010

Sl. No.	Name of the Ministry/Department	Report for the year ended March	Other Autonomous Bodies		
			Due	Not received at all	Under correspondence
1.	Agriculture	2008	1	-	1
2.	Commerce & Industries	2008	1	-	1
3.	Consumer Affairs, Food and Public Distribution	2009	1	1	-
4.	Culture	1998	1	-	1
		2001	2	-	2
		2004	2	2	-
		2007	2	1	1
5.	External Affairs	2004	1	-	1
		2008	1	-	1
6.	Finance	2004	1	-	1
		2007	1	-	1
		2008	1	1	-
7.	Health and Family Welfare	1999	1	-	1
		2004	2	-	2
		2007	2	1	1
		2008	1	-	1
		2009	2	1	1
8.	Human Resource Development	2001	1	-	1
		2002	2	-	2
		2004	4	1	3
		2005	2	-	2
		2006	2	1	1
		2007	5	2	3
		2008	5	1	4
9.	Information and Broadcasting	2005	1	-	1
		2009	1	1	-

Sl. No.	Name of the Ministry/Department	Report for the year ended March	Other Autonomous Bodies		
			Due	Not received at all	Under correspondence
10.	Labour & Employment	2005	1	-	1
		2009	1	1	-
11.	Micro Small and Medium Enterprises	2009	2	-	2
12.	Personnel, Public Grievances and Pensions	2008	1	-	1
13.	Shipping	2005	1	-	1
		2006	3	1	2
		2007	3	-	3
		2008	7	1	6
		2009	11	11	-
14.	Statistics & Programme Implementation	2008	1	-	1
15.	Textiles	2007	1	1	-
16.	Urban Development (DDA)	1989	5	-	5
		1990	5	-	5
		1991	5	-	5
		1992	6	1	5
		1993	8	1	7
		1994	1	-	1
		1995	7	-	7
		1996	3	-	3
		1998	5	-	5
		2001	1	-	1
		2002	1	-	1
		2003	3	-	3
		2004	3	-	3
		2005	2	-	2
2006	2	-	2		
2007	5	-	5		
2008	4	-	4		
2009	6	1	5		
17.	Youth Affairs and Sports	2006	1	-	1
Total			164	41	123

Annexures



Annexure - I

{Referred to in paragraph 1.4.1 (a)}

List of autonomous bodies where internal audit was not conducted during the year 2009-10

Sl. No.	Name of Autonomous Body
1.	National Capital Region Planning Board, New Delhi
2.	Noida Special Economic Zone Authority , Noida
3.	Central Electricity Regulatory Commission , New Delhi
4.	Morarji Desai National Institute of Yoga, New Delhi
5.	National Trust for Welfare of Persons with Autism, Cerebral Palsy, Mental Retardation and Multiple Disabilities, New Delhi
6.	National Institute of Health and Family Welfare, New Delhi
7.	Competition Commission of India, New Delhi
8.	Indian Council for Cultural Relations, New Delhi
9.	Food Safety and Standards Authority of India, New Delhi
10.	National Institute of Open Schooling, New Delhi
11.	Central Wakf Council, New Delhi
12.	National Human Rights Commission, New Delhi
13.	National Commission of Women, New Delhi
14.	National University of Educational Planning and Administration, New Delhi
15.	Indian Council of World Affairs, New Delhi
16.	Babasaheb Bhimrao Ambedkar University, Lucknow
17.	Central University of Tamil Nadu, Thiruvarur
18.	Indian Maritime University, Chennai
19.	Board of Apprenticeship Training, Chennai
20.	Indian Council of Agricultural Research, New Delhi
21.	Indian Council of Medical Research, New Delhi
22.	Wildlife Institute of India, Dehradun
23.	Central Zoo Authority, New Delhi
24.	Indian Council of Historical Research, New Delhi
25.	National Council for Promotion of Urdu Language, New Delhi
26.	National Commission for Minority Educational Institutions, New Delhi
27.	Lalit Kala Academy, New Delhi
28.	Indira Gandhi National Open University, New Delhi
29.	Asiatic Society, Kolkata
30.	Indian Institute of Technology, Hyderabad
31.	National Institute of Technology, Warangal
32.	Indian Institute of Technology, Kanpur
33.	Indian Institute of Technology, Bhubaneswar
34.	Central University of Jharkhand, Ranchi
35.	National Institute of Technology, Kurukshetra
36.	Dr. B. R. Ambedkar National Institute of Technology, Jalandhar
37.	Post Graduate Institute of Medical Education and Research, Chandigarh
38.	Swami Vivekananda National Institute of Rehabilitation Training and Research, Bairoi, Cuttack
39.	Central University of Orissa, Koraput
40.	Coir Board, Kochi
41.	Indian Institute of Science, Education and Research, Thiruvananthapuram

Sl. No.	Name of Autonomous Body
42.	Coconut Development Board, Kochi
43.	National Institute of Unani Medicine, Bangalore
44.	National Institute of Technology, Karnataka Surathkal
45.	Indian Institute of Management, Bangalore
46.	Malaviya National Institute of Technology, Jaipur
47.	Central Institute of Technology, Kokrajhar
48.	National Institute of Technology, Silchar
49.	Assam University, Silchar
50.	North Eastern Hill University, Shillong
51.	Indian Institute of Technology, Allahabad
52.	V.V.Giri National Labour Institute, Noida
53.	Tripura University, Agartala
54.	Indian Institute of Technology, Roorkee
55.	National Institute of Technology, Agartala
56.	National Institute for Visually Handicapped ,Dehradun
57.	Raja Rammohun Roy Library Foundation, Kolkata
58.	Karnataka Biodiversity Board, Bangalore

Annexure - II

{Referred to in paragraph 1.4.1 (b)}

List of autonomous bodies where physical verification of Fixed Assets was not conducted during the year 2009-2010

Sl. No.	Name of Autonomous Body
1.	Noida Special Economic Zone Authority , Noida
2.	Bureau of Energy Efficiency , New Delhi
3.	Morarji Desai National Institute of Yoga, New Delhi
4.	Pt. Deen Dyal Upadhyay Institute for Physically Handicapped, New Delhi
5.	Indian Institute of Technology, New Delhi
6.	University Grants Commission, New Delhi
7.	Central Adoption Resources Authority, New Delhi
8.	National School of Drama Society, New Delhi
9.	Indian Council for Cultural Relations, New Delhi
10.	Jamia Millia Islamia, New Delhi
11.	Food Safety and Standards Authority of India, New Delhi
12.	Lal Bahadur Shastri Sanskrit Vidyapeeth, New Delhi
13.	Central Council for Research in Ayurveda and Sidha, New Delhi
14.	National Council of Educational Research , New Delhi
15.	National University of Educational Planning and Administration, New Delhi
16.	Indian Council of World Affairs, New Delhi
17.	School of Planning & Architecture, Bhopal
18.	Babasaheb Bhimrao Ambedkar University, Lucknow
19.	Central University of Tamilnadu, Thiruvavur
20.	Pondicherry University. Pondicherry.
21.	Indian Maritime University, Chennai
22.	Tuticorin Port Trust
23.	Chennai Port Trust
24.	Indian Council of Agricultural Research, New Delhi
25.	Indian Council of Medical Research, New Delhi
26.	Wildlife Institute of India, Dehradun
27.	Indian Council of Historical Research, New Delhi
28.	National Book Trust, New Delhi
29.	Delhi Public Library, New Delhi
30.	Lalit Kala Academy, New Delhi
31.	National Institute of Technology, Durgapur
32.	Asiatic Society, Kolkata
33.	Visakhapatnam Port Trust
34.	Rashtriya Sanskrit Vidyapeetha, Tirupati
35.	Indian Institute of Technology, Hyderabad
36.	National Institute of Agricultural Extension Management, Hyderabad
37.	National Institute of Rural Development, Hyderabad
38.	National Council of Rural Institutes, Hyderabad
39.	National Institute of Technology, Warangal
40.	Tobacco Board, Guntur
41.	Maulana Azad National Urdu University, Hyderabad
42.	National Power Training Institute, Faridabad

Sl. No.	Name of Autonomous Body
43.	National Institute of Industrial Engineering, Mumbai
44.	Indian Institute of Science Education and Research, Pune
45.	Khadi and Village Industries Commission, Mumbai
46.	Ali Yavar Jung National Institute for Hearing Handicapped, Mumbai
47.	Central Board of Workers Education, Nagpur
48.	Indian Institute of Technology, Mumbai
49.	Coffee Board, Pool Fund, Bangalore
50.	Indian Institute of Technology, Kanpur
51.	Banaras Hindu University, Varanasi
52.	Indian Institute of Technology, Bhubaneswar
53.	National Institute of Foundry and Forge Technology, Hatia, Ranchi
54.	National Institute of Technology, Patna
55.	Indian Institute of Information Technology Design Manufacturing, Jabalpur
56.	School of Planning and Architecture, Bhopal
57.	Kandla Port Trust, Kandla
58.	Narmada Control Authority, Indore
59.	Dr. B. R. Ambedkar National Institute of Technology, Jalandhar
60.	Post Graduate Institute of Medical Education and Research, Chandigarh
61.	Central University of Orissa, Koraput
62.	Rubber Board, Kottayam
63.	Coir Board, Kochi
64.	Indian Institute of Science, Education and Research, Thiruvananthapuram
65.	National Institute of Technology, Calicut
66.	Coconut Development Board, Kochi
67.	Malaviya National Institute of Technology, Jaipur
68.	North East Zone Cultural Centre, Dimapur, Nagaland
69.	Brahmaputra Board, Guwahati, Assam
70.	Central Institute of Technology, Kokrajhar
71.	National Institute of Technology, Silchar
72.	Assam University, Silchar
73.	Indian Institute of Technology, Guwahati
74.	Rajiv Gandhi IIM, Shillong
75.	North Eastern Hill University, Shillong
76.	National Institute of Ayurveda, Jaipur
77.	Indian Institute of Advance Studies, Shimla
78.	University of Allahabad, Allahabad
79.	Kendriya Hindi Shikshan Mandal, Agra
80.	National Capital Region Planning Board, New Delhi.
81.	Motilal Nehru National Institute of Technology, Allahabad
82.	National Institute of Technology, Agartala
83.	Central University of Rajasthan, Jaipur

Annexure - III

{Referred to in paragraph 1.4.1 (c)}

List of autonomous bodies where physical verification of Inventories was not conducted during the year 2009-2010

Sl. No.	Name of Autonomous Body
1.	National Capital Region Planning Board
2.	Noida Special Economic Zone Authority
3.	Central Electricity Regulatory Commission
4.	Bureau of Energy Efficiency
5.	Morarji Desai National Institute of Yoga, New Delhi
6.	Pt. Deen Dyal Upadhyay Institute for Physically Handicapped, New Delhi
7.	Press Council of India, New Delhi
8.	Central Adoption Resources Authority, New Delhi
9.	National School of Drama Society, New Delhi
10.	Indian Council for Cultural Relations, New Delhi
11.	Food Safety and Standards Authority of India, New Delhi
12.	Central Council for Research in Ayurveda and Sidha, New Delhi
13.	Indian Council of World Affairs, New Delhi
14.	School of Planning & Architecture, Bhopal
15.	Central University of Tamilnadu, Thiruvavur
16.	Indian Maritime University, Chennai
17.	Tuticorin Port Trust
18.	Indian Council of Agricultural Research, New Delhi
19.	Indian Council of Medical Research, New Delhi
20.	Indian Council of Historical Research, New Delhi
21.	Delhi Public Library, New Delhi
22.	Lalit Kala Academy, New Delhi
23.	Asiatic Society, Kolkata
24.	Rashtriya Sanskrit Vidyapeetha, Tirupati
25.	National Institute of Agricultural Extension Management, Hyderabad
26.	National Institute of Rural Development, Hyderabad
27.	National Council of Rural Institutes, Hyderabad
28.	National Institute of Technology, Warangal
29.	National Institute of Industrial Engineering, Mumbai
30.	Indian Institute of Science Education and Research, Pune
31.	Khadi and Village Industries Commission, Mumbai
32.	Ali Yavar Jung National Institute For Hearing Handicapped, Mumbai
33.	Central Board of Workers Education, Nagpur
34.	Indian Institute of Technology, Mumbai
35.	Banaras Hindu University, Varanasi
36.	Indian Institute of Technology, Bhubaneswar
37.	National Institute of Foundry and Forge Technology, Hatia, Ranchi

Sl. No.	Name of Autonomous Body
38.	Central University of Jharkhand, Ranchi
39.	National Institute of Technology, Patna
40.	Indian Institute of Science Education and Research, Bhopal
41.	School of Planning and Architecture, Bhopal
42.	Dr. B. R. Ambedkar National Institute of Technology, Jalandhar
43.	Post Graduate Institute of Medical Education and Research, Chandigarh
44.	Central University of Orissa, Koraput
45.	Rubber Board, Kottayam
46.	Coir Board, Kochi
47.	Indian Institute of Science, Education and Research, Thiruvananthapuram
48.	National Institute of Technology, Calicut
49.	Spice Board, Kochi
50.	Coconut Development Board, Kochi
51.	Coffee Board, Pool Fund, Bangalore
52.	Brahmaputra Board, Guwahati, Assam
53.	National Institute of Technology, Silchar
54.	Assam University, Silchar
55.	Indian Institute of Technology, Guwahati
56.	Rajiv Gandhi Indian Institute of Management, Shillong
57.	North Eastern Hill University, Shillong
58.	Indian Institute of Advance Studies, Shimla
59.	University of Allahabad, Allahabad
60.	Central Institute of Higher Tibetan Studies, Sarnath, Varanasi
61.	National Institute of Technology, Agartala
62.	Central University of Rajasthan, Jaipur

Annexure - IV

{Referred to in paragraph 1.4.1 (d)}

List of autonomous bodies which did not make investment of provident fund balances as per the pattern of investment prescribed by the Ministry of Finance

Sl. No.	Name of Autonomous Body
1.	National Automotive Testing and Research and Development Infrastructure Project Implementation Society
2.	Tariff Authority for Major Ports, Mumbai
3.	Employees State Insurance Corporation
4.	Morarji Desai National Institute of Yoga, New Delhi
5.	Press Council of India, New Delhi
6.	Central Adoption Resources Authority, New Delhi
7.	National School of Drama Society, New Delhi
8.	Rastriya Sanskrit Sansthan, New Delhi
9.	Indian Council for Cultural Relations, New Delhi
10.	National Institute of Open Schooling, New Delhi
11.	Central Wakf Council, New Delhi
12.	Lal Bahadur Shastri Sanskrit Vidyapeeth, New Delhi
13.	National University of Educational Planning and Administration, New Delhi
14.	Sahitya Academy, New Delhi
15.	Central Council for Research in Homoeopathy, New Delhi
16.	Delhi Public Library, New Delhi
17.	National Council for Teachers Education, New Delhi
18.	Central Council for Research in Yunani Medicines, New Delhi
19.	Lalit Kala Academy, New Delhi
20.	All India Institute of Medical Sciences, New Delhi
21.	Indira Gandhi National Open University, New Delhi
22.	National Institute of Technology, Durgapur
23.	Raja Rammohun Roy Library Foundation, Kolkata
24.	National Institute of Technical Teachers' Training & Research, Kolkata
25.	Board of Practical Training (Eastern Region) Kolkata
26.	Central Institute of Higher Tibetan Studies, Sarnath, Varanasi
27.	Indian Institute of Technology, Kharagpur
28.	Raja Rammohun Roy Library Foundation, Kolkata

Annexure - V

{Referred to in paragraph 1.4.1 (e)}

List of autonomous bodies which are accounting grants on cash basis

Sl. No.	Name of Autonomous Body
1.	Noida Special Economic Zone Authority (SEZA)
2.	Pt. Deen Dyal Upadhyay Institute for Physically Handicapped, New Delhi
3.	Press Council of India, New Delhi
4.	Food Safety and Standards Authority of India, New Delhi
5.	National Human Rights Commission, New Delhi
6.	National Commission of Women, New Delhi
7.	Sahitya Academy, New Delhi
8.	Indian Council of Historical Research, New Delhi
9.	Lalit Kala Academy, New Delhi
10.	University of Hyderabad
11.	V.V. Giri National Labour Institute, Noida
12.	Board of Apprenticeship Training (Northern Region), Kanpur
13.	Indian Institute of Technology, Kanpur
14.	National Institute of Technology, Patna
15.	University of Allahabad, Allahabad
16.	Kendriya Hindi Shikshan Mandal, Agra
17.	V.V.Giri National Labour Institute, Noida
18.	Tripura University, Agartala

Annexure - VI

{Referred to in paragraph 1.4.1 (f)}

List of autonomous bodies which have not accounted for gratuity and other retirement benefits on the basis of actuarial valuation

Sl. No.	Name of Autonomous Body
1.	National Institute of Fashion Technology, New Delhi
2.	Tariff Authority for Major Ports, Mumbai
3.	All India Council for Technical Education, New Delhi.
4.	Rehabilitation Council of India, New Delhi
5.	Press Council of India, New Delhi
6.	University Grants Commission, New Delhi
7.	National Institute of Health and Family Welfare, New Delhi
8.	National School of Drama Society, New Delhi
9.	Central Tibetan School Administration, New Delhi
10.	Indian Council of Social Science Research, New Delhi
11.	Food Safety and Standards Authority of India, New Delhi
12.	Navodaya Vidyalaya Samiti, New Delhi
13.	National Commission of Women, New Delhi
14.	Central Council for Research in Ayurveda and Sidha, New Delhi
15.	National Council of Educational Research , New Delhi
16.	National University of Educational Planning and Administration, New Delhi
17.	Board of Apprenticeship Training (Northern Region), Kanpur.
18.	Pondicherry University. Pondicherry.
19.	Indian Council of Agricultural Research, New Delhi
20.	Animal Welfare Board of India, Chennai
21.	Sree Chitra Trimul Institute for Medical Sciences & Technology, Thiruvananthapuram
22.	Indian Council of Historical Research, New Delhi
23.	Central Council for Research in Homoeopathy, New Delhi
24.	Delhi Public Library, New Delhi
25.	Central Council for Research in Unani Medicines, New Delhi
26.	National Council for Promotion of Urdu Language, New Delhi
27.	Lalit Kala Academy, New Delhi
28.	Asiatic Society, Kolkata
29.	Board of Practical Training (Eastern Region) Kolkata
30.	Indian Institute of Technology, Hyderabad
31.	Ali Yavar Jung National Institute For Hearing Handicapped, Mumbai
32.	Indian Institute of Information Technology Design Manufacturing, Jabalpur
33.	Maulana Azad National Institute of Technology, Bhopal
34.	Narmada Control Authority, Indore
35.	Dr. B. R. Ambedkar National Institute of Technology, Jalandhar
36.	National Institute of Technical Teachers' Training and Research, Chandigarh
37.	Sardar Vallabhbai National Institute of Technology, Surat
38.	Coconut Development Board, Kochi
39.	National Institute for Visually Handicapped ,Dehradun
40.	Central University of Rajasthan, Jaipur
41.	Indian Institute of Technology, Kharagpur

Annexure - VII

{Referred to in paragraph 1.4.1 (g)}

List of autonomous bodies which had not provided depreciation on fixed assets


Sl. No.	Name of Autonomous Body
1.	All India Council for Technical Education, New Delhi.
2.	Rehabilitation Council of India, New Delhi
3.	Pt. Deen Dyal Upadhyay Institute for Physically Handicapped, New Delhi
4.	National Institute of Health and Family Welfare, New Delhi
5.	Lal Bahadur Shastri Sanskrit Vidyapeeth, New Delhi
6.	Sahitya Academy, New Delhi
7.	Indira Gandhi National Centre for the Arts, New Delhi
8.	Indian Council of Historical Research, New Delhi
9.	National Council for Teachers Education, New Delhi
10.	National Commission for Minority Educational Institutions, New Delhi
11.	All India Institute of Medical Sciences, New Delhi
12.	Employees Provident Fund Organisation
13.	Indian Institute of Technology, Kanpur
14.	Banaras Hindu University, Varanasi
15.	Indian Institute of Science Education and Research, Bhopal
16.	Post Graduate Institute of Medical Education and Research, Chandigarh
17.	Central Institute of Technology, Kokrajhar
18.	Indian Institute of Technology, Guwahati
19.	Indian Institute of Advance Studies, Shimla
20.	University of Allahabad, Allahabad
21.	Banaras Hindu University, Varanasi
22.	Indian Institute of Technology, Kharagpur

Annexure - VIII

{Referred to in paragraph 1.4.1 (h)}

List of autonomous bodies revised their accounts at the instance of Audit

Sl. No.	Name of Autonomous Body
1.	Indian Maritime University, Chennai
2.	Indian Institute of Technology, Madras
3.	National Institute for the Empowerment of Persons with Multiple Disabilities, Chennai
4.	Visakhapatnam Port Trust
5.	Indian Institute of Technology, Hyderabad
6.	Swami Vivekananda National Institute of Rehabilitation Training and Research, Bairoi, Cuttack
7.	Rubber Board, Kottayam
8.	Spice Board, Kochi
9.	National Institute of Mental Health and Neuro Science, Bangalore
10.	National Institute of Unani Medicine, Bangalore
11.	National Institute of Technology, Karnataka, Surathkal
12.	Indian Institute of Management, Bangalore
13.	Indian Institute of Science, Bangalore
14.	Coffee Board, Pool Fund, Bangalore
15.	Coffee Board General Fund, Bangalore
16.	Karnataka Biodiversity Board, Bangalore
17.	National Institute of Sidha, Chennai
18.	Pondicherry University, Pondicherry



© COMPTROLLER AND
AUDITOR GENERAL OF INDIA
2010-11
www.cag.nic.gov.in

PRICE: INLAND: ₹ 65.00
FOREIGN: US\$ 5
(Including postage/air mail)