

राज्य विधान मण्डल के समक्ष


दिनांक.....

को प्रस्तुत किया गया।

Presented before Legislature of
the Jammu and Kashmir State

On..... 04 MAR 2000.....

FINANCE ACCOUNTS



CONTENTS

	Pages
Certificate of the Comptroller and Auditor General of India	(iii)
INTRODUCTORY	1-3
PART I- SUMMARISED STATEMENTS	
No. 1 Summary of Transactions	6-23
No. 2 Capital outlay- Progressive Capital Outlay to end of 2007-2008 ..	24-29
No. 3 Financial results of-	
(i)-Electricity Schemes	32-33
(ii)-Irrigation Works	34-35
No. 4 Debt Position-	
(i)-Statement of Borrowings	36
(ii)-Other Obligations	37
(iii)-Service of Debt	38
No. 5 Loans and Advances by State Government-	
(i)-Statement of Loans and Advances	39
(ii)-Recoveries in Arrears	40-41
No. 6 Guarantees given by the Government of Jammu & Kashmir for repayment of loans, etc. raised by Statutory Corporations, Government Companies and Other Institutions	42-46
No. 7 Cash Balance and Investments of Cash Balances	47-48
No. 8 Summary of Balances under Consolidated Fund, Contingency Fund and Public Account	49-50
PART II- DETAILED ACCOUNTS AND OTHER STATEMENTS	
A- Revenue and Expenditure	
No. 9 Statement of Revenue and Expenditure under different heads expressed as a percentage of total Revenue / total Expenditure ..	52-54
No. 10 Statement showing the distribution between Charged and Voted Expenditure	55
No. 11 Detailed account of Revenue by Minor Heads	56-69
No. 12 Detailed account of Expenditure by Minor Heads	70-106

(ii)

		Pages
No. 13	Detailed Statement of Capital Expenditure during and to end of the year 2007-2008	108-173
No. 14	Statement showing the details of Investments of Government in Statutory Corporations, Government Companies, Other Joint Stock Companies, Co-operative Banks and Societies etc. upto the end of 2007-2008 ..	174-197
No. 15	Statement showing the Capital and Other Expenditure (other than on Revenue Account) to end of 2007-2008 and the Principal Sources from which the funds were provided for that Expenditure	198-199

B- Debt, Contingency Fund and Public Account

No. 16	Detailed Statement of Receipts, Disbursements and Balances under Heads of Account relating to Debt, Contingency Fund and Public Account	200-213
No. 17	Detailed Statement of Debt and Other Interest-Bearing Obligations of Government	214-221
	Annexure to Statement No.17	222-227
No. 18	Detailed Statement of Loans and Advances made by the Government	228-245
No. 19	Statement showing the details of Earmarked Balances ..	246-249

APPENDICES

I	Investment of Government in Statutory Corporations, Government Companies, Other Joint Stock Companies and Co-operatives etc. and dividend/interest received thereon	252-253
II	Important cases of differences between the ledger and broadsheet figures due to non-receipt of details/documents from Departments/Treasury Officers ..	254-262
III	Statement showing illustrative cases in which acceptances of balances have not been received	263-266
IV	Statement of Commitments- List of Incomplete Capital Works	268-307
V	Expenditure on Salaries by Major Heads	308-315
VI	Changes in the Financial Assets	316

CERTIFICATE OF THE COMPTROLLER AND AUDITOR GENERAL OF INDIA

This compilation containing the Finance Accounts of the Government of Jammu and Kashmir for the year ended 31st March, 2008 presents the accounts of the receipts and outgoings of the Government for the year, together with the financial results disclosed by the revenue and capital accounts, the accounts of the public debt and the liabilities and assets as worked out from the balances recorded in the accounts. The Appropriation Accounts of the Government for the year for Grants and Charged Appropriations, presented separately, supplement this compilation.

These accounts have been prepared and examined under my direction in accordance with the requirements of the Comptroller and Auditor General's (Duties, Powers and Conditions of Service) Act, 1971. According to the best of my information, as a result of audit of these accounts, the accounts now presented read with the observations in this compilation, are correct statements of receipts and outgoings, of the Government of Jammu and Kashmir for the year 2007-2008. Points of interest arising out of the study of these accounts as well as test audit conducted during the year or earlier years are contained in my Report being presented separately for the year ended 31st March, 2008, Government of Jammu and Kashmir.


New Delhi,

The 24 SEP 2008



(VINOD RAI)

Comptroller and Auditor General of India



INTRODUCTORY

1. The Accounts of Government are kept in the following three parts:-

Part I-Consolidated Fund

Part II-Contingency Fund

Part III-Public Account

In Part I, namely Consolidated Fund, there are two main divisions, viz.: -

- 1) Revenue - consisting of sections for 'Receipt Heads (Revenue Account)' and 'Expenditure Heads (Revenue Account)';
- 2) Capital, Public Debt, Loans, etc. - consisting of sections for 'Receipt Heads (Capital Account)', 'Expenditure Heads (Capital Account)' and 'Public Debt, Loans and Advances, etc.'

The Revenue division deals with the proceeds of taxation and other receipts classed as revenue and the expenditure met therefrom, the net result of which represents the revenue surplus or deficit for the year.

In Capital division, the section 'Receipt Heads (Capital Account)' deals with receipts of capital nature which cannot be applied as a set-off to capital expenditure.

The section 'Expenditure Heads (Capital Account)' deals with expenditure met usually from borrowed funds with the object of increasing concrete assets of a material and permanent character. It also includes receipts of a capital nature intended to be applied as a set-off against expenditure.

The section 'Public Debt, Loans and Advances, etc.' comprises loans raised and their repayments by Government such as 'Internal Debt' and 'Loans and Advances' made (and their recoveries) by Government. This section also includes certain special types of heads of transactions relating to Appropriation to the 'Contingency Fund' and 'Inter-State Settlement.'

In Part II, namely Contingency Fund, of the accounts, the transactions connected with the Contingency Fund established under Section 116 of the Constitution of Jammu and Kashmir are recorded.

In Part III, namely Public Account of the accounts, the transactions relating to 'Debt' (other than those included in Part-I), 'Deposits', 'Advances', 'Remittances' and 'Suspense' are recorded. The transactions under 'Debt', 'Deposits' and 'Advances' in this part are those in respect of which Government incurs a liability to repay the moneys received or has a claim to recover the amounts paid, together with the repayments of the former ('Debt' and 'Deposits') and the recoveries of the latter ('Advances'). The transactions relating to 'Remittances' and 'Suspense' in this part embrace all heads which are merely adjusting heads under which appear such transactions as remittances of cash between treasuries and currency chests, transfers between different accounting circles, etc. The initial debits or credits to these heads will be cleared eventually by corresponding receipts or payments either within the same circle of account or in another account circle.

2. Sectors and Heads of Accounts: –

Within each of the sections in Part I mentioned above, the transactions are grouped, into sectors, such as 'Tax Revenue', 'Non-Tax Revenue', and 'Grants-in-aid and Contributions' for the receipt heads (Revenue account), and 'General Services', 'Social Services', 'Economic Services', and 'Grants-in-aid and Contributions' for expenditure heads. Specific functions or services (such as Education, Sports, Art and Culture, Health and Family Welfare, Water Supply, Sanitation, Housing and Urban Development etc. in respect of Social Services) are grouped into sectors for expenditure heads. In Part III (Public Account) also, the transactions are grouped into sectors, such as 'Small Savings', 'Provident Funds', and 'Reserve Funds', etc. The Sectors are sub-divided into Major Heads of account. In some cases, the sectors are, in addition, sub-divided into sub-sectors before their division into Major Heads of account.

The Major Heads are divided into Minor Heads, with a number of subordinate heads, generally known as sub-heads. The sub-heads are further divided into detailed heads. Under each of these heads, the expenditure is shown distributed between charged and voted. Sometimes Major Heads are also divided into sub-Major Heads before their further division into Minor Heads. Apart from the Sectoral and Sub-Sectoral classification the Major Heads, Sub-Major Heads, Minor Heads, Sub-Heads, Detailed Heads and Object-Heads together constitute a six-tier arrangement of the classification structure of the Government Accounts. The Major, Minor and Sub-Heads prescribed for the classification of expenditure in the general accounts are not necessarily identical with the Grants, Sub-Heads and other units of allotments which are adopted by the Governments for Demands for Grants presented to the Parliament or Legislatures but in general a certain degree of co-relation is maintained between the Demands for Grants and the Finance Accounts.

The Major Heads of accounts, falling within the sectors for expenditure heads, generally correspond to functions of Government, while the Minor Heads, subordinate to them, identify the programmes undertaken to achieve the objective of the function represented by the Major Head. The Sub-Head represents the scheme, the Detailed Head the sub-scheme and Object Head the object level of classification.

3. Coding Pattern

Major Heads

From 1st April, 1987 a four digit code has been allotted to the Major Heads, the first digit indicating whether the Major Head is a Receipt head or Revenue Expenditure head or Capital Expenditure head or a Loan head.

The first digit of code for Revenue Receipt heads is either '0' or '1'. Adding 2 to the first digit of the code of the Revenue Receipt head will give the number allotted to corresponding Revenue Expenditure head; adding another 2, the Capital Expenditure head; and another 2, the Loan head of Account. For example, for Crop Husbandry code 0401 represents the Receipt head, 2401, the Revenue Expenditure head, 4401, Capital outlay head and 6401, Loan head.

Such a pattern is, however, not relevant for those departments which are not operating Capital/Loan heads of accounts e.g. Department of Supply. In a few cases, where receipt and expenditure are not heavy, certain functions have been combined under a single Major Head, the functions themselves forming Sub-Major Heads under that Major Head.

Sub-Major Heads

A two digit code has been allotted, the code starting from '01' under each Major Head. Where no Sub-Major Head exists it is allotted a code '00'. The nomenclature 'General' has been allotted code '80' so that even after further Sub-Major Heads are introduced the code for 'General' will continue to remain the last one.

Minor Heads


These have been allotted a three digit code, the codes starting from '001' under each Sub-Major/Major Head (where there is no Sub-Major Head). Codes from '001' to '100' and few codes '750' to '900' have been reserved for certain standard Minor Heads. The coding pattern for Minor Heads has been designed in such a way that in respect of certain Minor Heads having a common nomenclature under many Major/Sub-Major Heads, the same three digit code is adopted as far as possible.

Under this scheme of codification, the receipt Major Heads (Revenue account) are assigned the block numbers from 0020 to 1606, Expenditure Major Heads (Revenue account) from 2011 to 3606, Expenditure Major Heads (Capital account) from 4046 to 5475, Major Heads under 'Public Debt' from 6001 to 6004 and those under 'Loans and Advances', 'Inter-State Settlement' and 'Transfer to Contingency Fund' from 6075 to 7999. The code number 4000 has been assigned for Capital receipt Major Head. The only Major Head 'Contingency Fund' in Part II 'Contingency Fund' has been assigned the code number 8000. The Major Heads in the Public Account are assigned the code numbers from 8001 to 8999.

4. The transactions included in these accounts represent mainly the actual cash receipts and disbursements during the financial year April to March as distinguished from amounts due to or from Government during the same period. The cash basis system is, however, not entirely suitable for recording the transactions and presenting the true state of affairs of Government Commercial Undertakings run on commercial principles. The detailed accounts of this class of undertakings are, therefore, maintained outside the regular accounts in proper commercial form and are subject to test check by the Indian Audit and Accounts Department.

5. The figures of actuals shown in these accounts are net, after taking into account the recoveries, although the Demands for Grants presented to Legislature and the Appropriation Accounts are for gross expenditure and exclude credits and recoveries, which are otherwise taken as reduction of expenditure.

6. As indicated in paragraph 4 of the "Introductory" to the Finance Accounts 1976-77, paragraph 7 of the Finance Accounts 1977-78 to 1986-87, and paragraph 6 of the Finance Accounts 1987-88 to 2006-2007 due to non-availability of head-wise details because of destruction of records in the office of the Accountant General, Jammu and Kashmir, Srinagar in the fire of March 1977, certain transactions pertaining to Debt, Deposit and Remittance heads had been shown in lump under suspense pending adjustment to the final heads of account. The transactions have been adjusted to the extent details could be obtained and efforts are continuing to obtain details for the remaining transactions. Some of the balances shown in the Finance Accounts 2007-2008 are still in the process of reconciliation.



PART-I
SUMMARISED STATEMENTS

2007-2008

STATEMENT NO. 1

Receipts (1)	Actuals	
	2006-2007 (2)	2007-2008 (3)
(In lakhs of rupees)		
Receipt Heads (Revenue Account)		Part-I
A-Tax Revenue-		
(a) Taxes on Income and Expenditure-		
0020- Corporation Tax	4,87,89.00	6,25,82.00
0021- Taxes on Income other than Corporation Tax	2,96,39.80	4,20,04.00
Total- (a)	<u>7,84,28.80</u>	<u>10,45,86.00</u>
(b) Taxes on Property and Capital Transactions-		
0029- Land Revenue	2,57.55	9,58.40
0030- Stamps and Registration Fees	56,92.54	65,62.63
0032- Taxes on Wealth	61.00	70.00
0035- Taxes on Immovable Property other than Agricultural Land	6.12	-
Total- (b)	<u>60,17.21</u>	<u>75,91.03</u>
(c) Taxes on Commodities and Services-		
0037- Customs	3,04,90.00	3,72,72.00
0038- Union Excise Duties	3,23,76.00	3,55,81.00
0039- State Excise	2,12,79.71	2,44,15.45
0040- Taxes on Sales, Trade etc.	11,59,06.03	18,04,81.35
0041- Taxes on Vehicles	63,96.35	72,60.40
0042- Taxes on Goods and Passengers	2,43,16.09	2,64,59.09
0043- Taxes and Duties on Electricity	22,68.55 \$	93,48.62
0044- Service Tax	66.55	3,31.68
0045- Other Taxes and Duties on Commodities and Services	(-) 6.24	(-) 7.55 *
Total- (c)	<u>23,30,93.04</u>	<u>32,11,42.04</u>
Total-A-Tax Revenue	<u>31,75,39.05</u>	<u>43,33,19.07</u>
B-Non-Tax Revenue-		
(b) Interest Receipts, Dividends and Profits-		
0049- Interest Receipts	12,79.84	35,68.66 #
0050- Dividends and Profits	21,22.02	29,64.16
Total-(b)	<u>34,01.86</u>	<u>65,32.82</u>

\$ Does not include Rs.37,01.20 lakh misclassified during 2006-07.

* Please see footnote on Page 57 (Statement No:11).

Includes Rs.2,16.50 lakh by debit to Major Head 2701-"Major & Medium Irrigation" (Commercial).

SUMMARY OF TRANSACTIONS

Disbursements (4)	Actuals	
	2006-2007 (5)	2007-2008 (6)
(In lakhs of rupees)		
Consolidated Fund		
(1) Revenue-		
Expenditure Heads (Revenue Account)		
A- General Services -		
(a) Organs of State-		
2011- Parliament/ State/Union Territory Legislatures	15,35.24	16,59.55
2012- President, Vice President/ Governor/ Administrator of Union Territories	2,13.82	2,63.03
2013- Council of Ministers	2,00.70	2,86.51
2014- Administration of Justice	41,27.27	48,63.61
2015- Elections	3,65.00	4,25.77
Total-(a)	<u>64,42.03</u>	<u>74,98.47</u>
(b) Fiscal Services-		
(ii) Collection of Taxes on Property and Capital Transactions-		
2029- Land Revenue	26,08.12	30,71.86
2030- Stamps and Registration	4,54.74	13,40.85
2035- Collection of Other Taxes on Property and Capital Transactions	19.66	17.64
Total-(ii)	<u>30,82.52</u>	<u>44,30.35</u>
(iii) Collection of Taxes on Commodities and Services-		
2039- State Excise	9,43.26	9,88.33
2040- Taxes on Sales, Trade etc.	13,88.12	14,51.62
2041- Taxes on Vehicles	3,11.61	3,97.64
2045- Other Taxes and Duties on Commodities and Services	81.63	80.30
Total-(iii)	<u>27,24.62</u>	<u>29,17.89</u>
(iv) Other Fiscal Services-		
2047- Other Fiscal Services	14.19	62.66
Total-(iv)	<u>14.19</u>	<u>62.66</u>
Total-(b)	<u>58,21.33</u>	<u>74,10.90</u>

STATEMENT

Receipts (1)	Actuals	
	2006-2007 (2)	2007-2008 (3)
(In lakhs of rupees)		
Receipt Heads (Revenue Account) (Contd.)		Part-I
B-Non-Tax Revenue-(Contd.)		
(c) Other Non-Tax Revenue-		
(i) General Services-		
0051- Public Service Commission	0.34	0.08
0055- Police	6,58.63	4,21.37
0056- Jails	8.62	10.01
0058- Stationery and Printing	3,89.67	4,38.79
0059- Public Works	16,15.50	16,43.95
0070- Other Administrative Services	12,64.73	9,14.29
0071- Contributions and Recoveries towards Pension and other Retirement Benefits	70.39	62.98
0075- Miscellaneous General Services	18.78	53.10
Total-(i)	40,26.66	35,44.57
(ii) Social Services -		
0202- Education, Sports, Art and Culture	1,68.85	1,52.56
0210- Medical and Public Health	12,62.48	13,21.40
0211- Family Welfare	3.33	0.32
0215- Water Supply and Sanitation	10,95.08	13,64.44
0216- Housing	1,03.68	1,14.20
0217- Urban Development	0.11	4.20
0220- Information and Publicity	0.88	1.42
0230- Labour and Employment	1,21.51	1,37.11
0235- Social Security and Welfare	1,40.59	2,00.06
0250- Other Social Services	6.26	3.87
Total-(ii)	29,02.77	32,99.58
(iii) Economic Services-		
0401- Crop Husbandry	4,30.78	4,52.34
0403- Animal Husbandry	4,74.54	4,66.06
0405- Fisheries	1,36.57	2,08.89
0406- Forestry and Wild Life	18,98.76	32,19.74
0408- Food Storage and Warehousing	4.91	3.97
0425- Co-operation	14.93	16.93
0435- Other Agricultural Programmes	3.01	3.89

NO. 1 (Contd.)

Disbursements (4)	Actuals	
	2006-2007 (5)	2007-2008 (6)
(In lakhs of rupees)		
Consolidated Fund(Contd.)		
(1) Revenue-(Contd.)		
Expenditure Heads (Revenue Account) (Contd.)		
A- General Services - (Concl'd.)		
(c) Interest Payment and Servicing of Debt-		
2048- Appropriation for Reduction or Avoidance of Debt	1,00.00	1,00.00
2049- Interest Payments	17,85,62.64	24,35,09.50
Total-(c)	<u>17,86,62.64</u>	<u>24,36,09.50</u>
(d)Administrative Services-		
2051- Public Service Commission	2,37.73	2,96.88
2052- Secretariat - General Services	19,83.18	22,26.50
2053- District Administration	29,14.54	42,57.71
2054- Treasury and Accounts Administration	63,07.61	40,60.14
2055- Police	12,64,67.07	13,91,72.44
2056- Jails	21,43.03	22,44.27
2058- Stationery and Printing	15,94.65	16,32.45
2059- Public Works	1,97,17.13	1,85,73.48
2070- Other Administrative Services	1,09,69.40	1,20,75.27
Total-(d)	<u>17,23,34.34</u>	<u>18,45,39.14</u>
(e) Pensions and Miscellaneous General Services-		
2071- Pensions and other Retirement Benefits	10,20,87.81	11,92,95.69
2075- Miscellaneous General Services	4.65	4.26
Total- (e)	<u>10,20,92.46</u>	<u>11,92,99.95</u>
Total -A- General Services	<u>46,53,52.80</u>	<u>56,23,57.96</u>
B- Social Services-		
(a) Education, Sports, Art and Culture-		
2202- General Education	10,70,88.74	11,82,39.67
2203- Technical Education	28,99.80	30,51.52
2204- Sports and Youth Services	39,44.07	41,74.60
2205- Art and Culture	14,58.28	15,81.36
Total- (a)	<u>11,53,90.89</u>	<u>12,70,47.15</u>
(b) Health and Family Welfare-		
2210- Medical and Public Health	5,29,43.59	5,74,22.88
2211- Family Welfare	25,85.53	27,26.09
Total- (b)	<u>5,55,29.12</u>	<u>6,01,48.97</u>

STATEMENT

Receipts (1)	Actuals	
	2006-2007 (2)	2007-2008 (3)
(In lakhs of rupees)		
Receipt Heads (Revenue Account) (Concl.)		Part-I
B-Non-Tax Revenue-(Concl.)		
(c) Other Non-Tax Revenue-(Concl.)		
(iii) Economic Services-(Concl.)		
0506- Land Reforms	0.52	0.10
0515- Other Rural Development Programmes	7.97	20.54
0575- Other Special Areas Programmes	3,49.89	3,26.74
0701- Major and Medium Irrigation	1,00.60	85.58
0702- Minor Irrigation	2,38.27	5,11.26
0801- Power	10,45,08.85 a	71,79.95 b
0851- Village and Small Industries	2,59.73	2,41.79
0852- Industries	3.55	0.89
0853- Non-Ferrous Mining and Metallurgical Industries	9,97.95	16,43.47
1054- Roads and Bridges	2.58	-
1452- Tourism	50.12	71.11
1475- Other General Economic Services	53.31	53.70
	<u>Total-(iii)</u>	<u>1,45,06.95 b</u>
	<u>Total-(c)</u>	<u>2,13,51.10 b</u>
	Total-B-Non-Tax Revenue	2,78,83.92 b
C-Grants-in-Aid and Contributions-		
1601- Grants-in-aid from Central Government	69,77,09.56 c	84,95,86.92 d
	<u>Total-C-Grants-in-Aid and Contributions</u>	<u>84,95,86.92 d</u>
	<u>Total-Receipt Heads (Revenue Account)</u>	<u>1,31,07,89.91</u>
Revenue Surplus (+)/ Revenue Deficit (-)	(+) 7,37,11.90	(+) 9,18,60.17

a Includes Rs.5,66,14.61 lakh misclassified under Major Head 0801- Power during 2006-07.

b Includes (-) Rs.5,29,13.41 lakh which actually pertains to Major Head 8782- Remittances- 101-Cash Remittances (Rs.4,43,86.72 lakh) and 102-PW Remittances (Rs.85,26.69 lakh) but misclassified under Major Head 0801- Power during 2006-2007.

c Does not include Rs.3,60,00.00 lakh misclassified under Major Head 8782-Remittances -101- Cash Remittance during 2006-07.

d Includes Rs.1,12,54.87 lakh released by Government of India on 31-03-2007 and Rs.3,60,00.00 lakh misclassified under Major Head 8782-Remittances -101- Cash Remittance during 2006-07.

NO. 1 (Contd.)

Disbursements (4)	Actuals	
	2006-2007 (5)	2007-2008 (6)
(In lakhs of rupees)		
Consolidated Fund(Contd.)		
(1) Revenue-(Contd.)		
Expenditure Heads (Revenue Account) (Contd.)		
B- Social Services-(Concl.)		
(c) Water Supply, Sanitation, Housing and Urban Development-		
2215- Water Supply and Sanitation	3,17,56.57	4,08,61.94
2216- Housing	30,49.99	32,29.32
2217- Urban Development	1,40,17.04	1,73,44.49
Total- (c)	<u>4,88,23.60</u>	<u>6,14,35.75</u>
(d) Information and Broadcasting -		
2220- Information and Publicity	14,41.57	16,05.38
Total-(d)	<u>14,41.57</u>	<u>16,05.38</u>
(e) Welfare of Scheduled Castes, Scheduled Tribes and Other Backward Classes -		
2225- Welfare of Scheduled Castes, Scheduled Tribes and other Backward Classes	37,11.77	30,38.49
Total-(e)	<u>37,11.77</u>	<u>30,38.49</u>
(f) Labour and Labour Welfare -		
2230- Labour and Employment	20,82.90	23,22.94
Total-(f)	<u>20,82.90</u>	<u>23,22.94</u>
(g) Social Welfare and Nutrition -		
2235- Social Security and Welfare	2,20,06.93	1,60,45.85
2236- Nutrition	9,76.86	10,63.52
2245- Relief on account of Natural Calamities	3,73,51.61	1,10,55.09
Total-(g)	<u>6,03,35.40</u>	<u>2,81,64.46</u>
(h) Others-		
2250- Other Social Services	1,31.23	1,36.16
2251- Secretariat-Social Services	6,65.84	8,32.05
Total-(h)	<u>7,97.07</u>	<u>9,68.21</u>
Total-B-Social Services	<u>28,81,12.32</u>	<u>28,47,31.35</u>
C- Economic Services-		
(a) Agriculture and Allied Activities-		
2401- Crop Husbandry	1,33,58.11	1,55,61.68
2402- Soil and Water Conservation	22,69.67	24,69.64

STATEMENT

Receipts	Actuals	
	2006-2007	2007-2008
(1)	(2)	(3)
	(In lakhs of rupees)	

Part-I

NO. 1 (Contd.)

Disbursements (4)	Actuals	
	2006-2007 (5)	2007-2008 (6)
(In lakhs of rupees)		
Consolidated Fund(Contd.)		
(1) Revenue-(Contd.)		
Expenditure Heads (Revenue Account) (Contd.)		
C- Economic Services-(Contd.)		
(a) Agriculture and Allied Activities-(Concl'd.)		
2403- Animal Husbandry	1,46,50.82	1,52,95.54
2405- Fisheries	18,97.97	21,54.32
2406- Forestry and Wild Life	1,98,55.21	2,13,21.60
2408- Food, Storage and Warehousing	1,00.16	85.47
2415- Agricultural Research and Education	59,59.69	70,77.89
2425- Co-operation	11,75.25	12,68.92
2435- Other Agricultural Programmes	4,88.32	8,98.00
Total-(a)	5,97,55.20	6,61,33.06
(b) Rural Development-		
2501- Special Programmes for Rural Development	13,98.75	12,21.92
2506- Land Reforms	31,20.40	30,96.94
2515- Other Rural Development Programmes	1,42,37.70	1,20,96.17
Total-(b)	1,87,56.85	1,64,15.03
(c) Special Areas Programmes-		
2575- Other Special Areas Programmes	1,16,42.66	1,79,81.27
Total-(c)	1,16,42.66	1,79,81.27
(d) Irrigation and Flood Control-		
2700- Major irrigation.	-	3,56.03
2701- Medium Irrigation	34,87.43	41,81.70 #
2702- Minor Irrigation	1,20,78.61	1,29,55.37
2705- Command Area Development	22,77.63	25,93.17
2711- Flood Control and Drainage	32,95.25	34,67.88
Total-(d)	2,11,38.92	2,35,54.15
(e) Energy-		
2801- Power	16,75,42.01	21,81,32.89
Total- (e)	16,75,42.01	21,81,32.89
(f) Industry and Minerals-		
2851- Village and Small Industries	1,04,66.69	1,10,26.30
2853- Non-Ferrous Mining and Metallurgical Industries	11,69.90	12,60.75
Total- (f)	1,16,36.59	1,22,87.05

Please see foot note "#" on page No: 6 (Statement No:1).

STATEMENT

Receipts (1)	Actuals	
	2006-2007 (2)	2007-2008 (3)

(In lakhs of rupees)

Part-I

(2) Capital, Public

Receipt Heads (Capital Account)

E- Public Debt-

6003- Internal Debt of the State Government	25,57,45.89	38,25,91.99
6004- Loans and Advances from Central Government	8,51.38	17,15.43
Total-E-Public Debt	25,65,97.27	38,43,07.42

F- Loans and Advances-

Recoveries of Loans and Advances	2,04.47	1,88.93
Total-F-Loans and Advances	2,04.47	1,88.93

Total-Capital, Public Debt, Loans, etc.	25,68,01.74	38,44,96.35
--	--------------------	--------------------

Total- Part I -Consolidated Fund	1,39,19,18.48 a	1,69,52,86.26 a
---	------------------------	------------------------

a Please see foot note a,b,c and d at page No 10 (Statement No1).

NO. 1: (Contd.)

Disbursements (4)	Actuals	
	2006-2007 (5)	2007-2008 (6)
(In lakhs of rupees)		
Consolidated Fund (Concl.)		
(1) Revenue-(Concl.)		
Expenditure Heads (Revenue Account) (Concl.)		
C- Economic Services-(Concl.)		
(g) Transport-		
3054- Roads and Bridges	50,46.63	50,24.63
3055- Road Transport	0.18	
Total- (g)	50,46.81	50,24.63
(i) Science, Technology and Environment-		
3435- Ecology and Environment	15,68.59	16,95.69
Total- (i)	15,68.59	16,95.69
(j) General Economic Services-		
3451- Secretariat-Economic Services	59,02.43	40,91.75
3452- Tourism	30,61.91	34,78.49
3454- Census Surveys and Statistics	15,26.00	26,14.50
3475- Other General Economic Services	3,61.75	4,31.92
Total- (j)	1,08,52.09	1,06,16.66
Total-C-Economic Services	30,79,39.72	37,18,40.43
Total-Expenditure Heads (Revenue Account)	1,06,14,04.84	1,21,89,29.74
Debt, Loans, etc.		
Expenditure Heads (Capital Account) *	24,56,29.65	37,17,02.95 **
E- Public Debt-		
6003- Internal Debt of the State Government	12,93,37.01	16,27,67.91
6004- Loans and Advances from Central Government	1,32,54.77	1,39,23.45
Total-E-Public Debt	14,25,91.78	17,66,91.36
F- Loans and Advances-		
Loans and Advances #	43,89.17	38,26.93
Total-F-Loans and Advances	43,89.17	38,26.93
Total-Capital, Public Debt, Loans, etc.	39,26,10.60	55,22,21.24
Total- Part-I - Consolidated Fund	1,45,40,15.44	1,77,11,50.98

* Figures for each Major Head are given in Statement No. 2. and Statement No. 13.

** Includes Rs.32,19.04 lakh as Grants-in-aid.

Figures for each Major Head are given in Statement No.18.

STATEMENT

Receipts (1)	Actuals	
	2006-2007 (2)	2007-2008 (3)
	(In lakhs of rupees)	
		Part-II-Contingency
8000- Contingency Fund	39.03	1.18
Total-Part-II-Contingency Fund	39.03	1.18
		Part-III-
I- Small Savings, Provident Funds, etc. (A)	9,90,58.52	10,03,80.47
J- Reserve Funds (B)	4,11,03.00	1,83,12.72
K- Deposits and Advances (B)	13,22,74.84	18,52,73.84
L- Suspense and Miscellaneous (B)	3,40,68.99	2,26,94.18
M- Remittances (B)	2,24,29,08.27 ^a	2,64,36,85.32 ^b
Total- Part-III- Public Account	2,54,94,13.62 ^a	2,97,03,46.53 ^b
Total-Receipts	3,94,13,71.13 ^a	4,66,56,33.97 ^b
Opening Cash Balance	37,37.52	61,06.34
Grand Total	3,94,51,08.65 ^a	4,67,17,40.31 ^b

(A) For Details see Statement No.17.

- a Includes Rs.3,60,00.00 lakh misclassified during 2006-07 and does not include Rs.5,29,13.41 lakh misclassified under Major Head 0801-Power during 2007-08.
- b Includes Rs.5,29,13.41 lakh misclassified under Major Head 0801-Power During 2006-07 and does not include Rs.3,60,00.00 which actually pertains to Major Head 1601-Grants-in-aid misclassified under 8782-Remittances during 2006-07.

NO. 1 (Concl.)

Disbursements (4)	Actuals	
	2006-2007 (5)	2007-2008 (6)
	(In lakhs of rupees)	
Fund-		
8000- Contingency Fund	14.48	13.19
Total-Part-II-Contingency Fund	14.48	13.19
Public Account-		
I- Small Savings, Provident Funds, etc. (A)	5,64,32.99	6,62,22.18
J- Reserve Funds (B)	2,59,16.57	53,35.53
K- Deposits and Advances (B)	12,39,26.95	16,36,75.49
L- Suspense and Miscellaneous (B)	3,93,31.24	4,32,02.00
M- Remittances (B)	2,23,93,64.64	2,61,56,09.32
Total- Part-III- Public Account	2,48,49,72.39	2,89,40,44.52
Total-Disbursements	3,93,90,02.31	4,66,52,08.69
Closing Cash Balance	61,06.34	65,31.62 #
Grand Total	3,94,51,08.65	4,67,17,40.31

(B) For details see Statement No.16.

Comprises Cash in Treasuries (Rs.36,98.02 lakh); Cash in Banks (Rs.27,35.60 lakh) and Remittances in Transit (Rs.98.00 lakh). As regards cash in Banks, there was a difference of Rs.0.83 lakh as on 31st March, 2008 between the figures reflected in the Accounts as shown above and those intimated by the Finance Department. The matter regarding resolution of the difference is under correspondence with the Finance Department (July, 2008).

Explanatory Notes

1. There was a revenue surplus of Rs.9,18.60 # crore in 2007-08 against a revenue surplus of Rs7,37.12 crore in 2006-07. Taking into account the transactions other than on Revenue Account also, there was an overall surplus of Rs.4.26 crore in 2007-08 against an overall surplus of Rs.23.68 crore in 2006-07. The details are given below: -

	2006-2007	2007-2008
	(In Crores of rupees)	
Opening Cash Balance	37.38	61.06
Part-I-Consolidated Fund -		
(a) Transactions on Revenue Account -		
Receipt Heads	1,13,51.17 S	1,31,07.90 S
Expenditure Heads	1,06,14.05	1,21,89.30
Net Revenue Deficit (-) / Surplus (+)	(+ 7,37.12	(+ 9,18.60
(b) Transactions other than on Revenue Account-		
Capital Account - Net	(-) 24,56.30	(-) 37,17.03
Public Debt - Net	(+ 11,40.06	(+ 20,76.16
Loans and Advances - Net	(-) 41.85	(-) 36.38
Transfer to Contingency Fund	-	-
Part-II - Contingency Fund - Net	(+ 0.25	(-) 0.12
Part-III- Public Account - Net	(+ 6,44.40 a	(+ 7,63.03 b
Closing Cash Balance	61.06	65.32
Overall Surplus (+) / Deficit (-)	(+ 23.68	(+ 4.26

2. Receipts from Government of India: - The Revenue receipts of Rs.1,31,07.90 crore during 2007-2008 include the following receipts from Government of India :-

	(In Crores of rupees)
(i) Share of net proceeds of the Divisible Union Taxes-	
a) Share of net proceeds of Corporation Tax assigned to State	6,25.82
b) Share of net proceeds of Taxes on Income other than Corporation Tax	4,20.04
c) Share of net proceeds of Taxes on Wealth other than Agricultural Land	0.70
d) Share of net proceeds of Customs Duties assigned to State	3,72.72
e) Share of net proceeds of Union Excise Duties assigned to State	3,55.81
f) Share of net proceeds of Other Taxes and Duties on Commodities and Services.	(-)0.08
Total (i)	17,75.01
(ii) Grants under Proviso to Article 275(I) of the Constitution of India	26,84.47*
(iii) Other Grants from Government of India for different Purposes and Schemes	58,11.40
Total (i) to (iii)	1,02,70.88

Includes Rs.4,72.55 crore (Rs.3,60.00 Crore misclassified under Major Head 8782-Cash Remittance during 2006-07 and Rs.1,12.55 Crore released by the Government of India during 2006-07 but credited during 2007-08) and (-) Rs.5,29.13 crore misclassified under Major Head 0801-Power during 2006-07.

S Please see footnote "a, b, c & d" at page No 10 (Statement No.1).

a, b Please see footnote "a and b" at page No. 16 (Statement No.1).

* Includes Rs.68.68 crore as Grants-in-aid released on account of contribution to Calamity Relief Fund.

3. Revenue Receipts - The increase of Rs.17,56.73 crore in Revenue Receipts (from Rs.1,13,51.17 crore in 2006-2007 to Rs.1,31,07.90 crore in 2007-2008) was mainly under the following heads: -

S. No.	Major Head of Account	Actuals		Increase	Reasons
		2006-07	2007-08		
(In Crores of Rupees)					
1.	1601- Grants-in-Aid from Central Government	69,77.10	84,95.87	15,18.77	Increase is due to release of more grants on account of special central assistance for power reforms and on account of increase assistance under various other grants.
2.	0040 - Taxes on Sales, Trades etc.	11,59.06	18,04.81	6,45.75	Increase is mainly due to more receipts under State Sales Tax Act.
3.	0020- Corporation Tax	4,87.89	6,25.82	1,37.93	Increase is due to more share of net proceeds to assigned to State.
4.	0021-Taxes on Income other than Corporation Tax	2,96.40	4,20.04	123.64	Increase is due to more share of net proceeds assigned to State.
5.	0043-Taxes and Duties on Electricity	22.69	93.49	70.80	Increase is mainly due to more receipts on account of taxes on consumption and sale of electricity.
6.	0037 - Customs	3,04.90	3,72.72	67.82	Increase is due to more share of net proceeds assigned to State.
7.	0038- Union Excise Duties	3,23.76	3,55.81	32.05	Increase is due to more share of net proceeds assigned to State
8.	0039-State Excise	2,12.80	2,44.15	31.35	The increase is mainly due to more sale of 'country spirits'.
9.	0049-Interest Receipts	12.80	35.69	22.89	Increase is mainly due to more realization of "Other Receipts".

S. No.	Major Head of Account	Actuals		Increase	Reasons
		2006-07	2007-08		
		(In Crores of Rupees)			
10.	0042 – Taxes on Goods and Passengers.	2,43.16	2,64.59	21.43	Increase is mainly due to more collection of “Tolls on Road” and “Passenger Tax” collection.
11.	0406- Forest and Wild Life	18.99	32.20	13.21	Increase is mainly due to more receipts from sale of Timber and other Forest Produce and other receipts including those from public gardens.
12.	0030- Stamps and Registration Fees	56.92	65.62	8.70	Increase is mainly due to more sale of Non-Judicial stamps.
13.	0041- Taxes on Vehicles	63.96	72.60	8.64	Increase is mainly due to more receipts under State Motor Vehicles Taxation Act.
14.	0050-Dividends and Profits	21.22	29.64	8.42	The increase is corresponding to more dividends from other investments.
15.	0029-Land Revenue	2.58	9.58	7.00	There has been increase in land revenue receipts on account compensation for the Government land taken for NH 1A
16.	0853- Non Ferrous Mining and Metallurgical Industries	9.98	16.43	6.45	Increase is mainly due to more receipts on account of Mineral Concession Fees, Rents and Royalties.
17.	0215- Water Supply and Sanitation	10.95	13.64	2.69	Increase is mainly due to more receipts from Rural/Urban Water Supply Schemes.

The above increase was partly off-set by the decrease mainly under the following heads:-

S. No.	Major Head of Account	Actuals		Decrease	Reasons
		2006-07	2007-08		
(In Crores of Rupees)					
1.	0801- Power	10,45.09	71.80	9,73.29	The receipts misclassified during the year 2006-07 stand rectified during the year 2007-08 and as a result of this minus figure has appeared under Transmission and Distribution during 2007-08 and consequently decrease in receipts.
2.	0070-Other Administrative Services	12.65	9.14	3.51	Decrease is mainly due to less receipts on account of Fines and Forfeitures and other receipts.
3.	0055-Police	6.59	4.21	2.38	The decrease is mainly under other receipts.
4.	Expenditure on Revenue Account: - The increase of Rs.15,75.25 crore in expenditure on Revenue Account (from Rs.1,06,14.05 crore in 2006-2007 to Rs.1,21,89.30 crore in 2007-2008) was mainly under following heads: -				
S. No.	Major Head of Account	Actuals		Increase	Reasons
		2006-07	2007-08		
(In Crores of Rupees)					
1.	2049-Interest Payments	17,85.63	24,35.10	6,49.47	Increase is mainly on account of more payment of interest on Internal Debt and previous adjustment.
2.	2801-Power	16,75.42	21,81.33	5,05.91	Increase is mainly due to more expenditure on purchase of Power.
3.	2071- Pensions and Other Retirement Benefits	10,20.88	11,92.96	1,72.08	Increase is mainly due to increase in "Superannuation Retirement Allowances" and "Gratuities".
4.	2055-Police	12,64.67	13,91.72	1,27.05	Increase is mainly under "Direction and Administration" and "Internal Security".

S. No.	Major Head of Account	Actuals		Increase	Reasons
		2006-07	2007-08		
		(In Crores of Rupees)			
5.	2202-General Education	10,70.89	11,82.40	1,11.51	Increase is mainly due to increase in expenditure under "Elementary Education" and "Secondary Education" Schemes.
6.	2215- Water Supplies and Sanitation	3,17.57	4,08.62	91.05	Increase is mainly under "Direction and Administration and "Rural Water Supply Programmes".
7.	2575-Other Special Areas Programmes	1,16.43	1,79.81	63.38	Increase is mainly under "Power Projects" and due to more transfers to "Ladakh Autonomous Hill Development Council".
8.	2210- Medical and Public Health	5,29.44	5,74.23	44.79	Increase is mainly under "Urban Health Services", "Rural Health Services" and "Medical Education Training and Research".
9.	2217- Urban Development	1,40.17	1,73.44	33.27	Increase is mainly due to more assistance to "Local Bodies/Corporations and Urban Development Authorities etc".
10.	2415-Agricultural Research and Education	59.60	70.78	11.18	Increase is mainly under "Assistance to other Institutions".
11.	2030 – Stamps and Registration.	4.55	13.41	8.86	Increase is mainly due to printing of various types of Stamps and Forms at Government Press Nasik.
12.	2702-Minor Irrigation	1,20.79	1,29.55	8.76	Increase is mainly under "Direction and Administration".
13.	2014-Administration of Justice	41.27	48.64	7.37	Increase is mainly under "High Courts" and "Civil and Session Courts".

S. No.	Major Head of Account	Actuals		Increase	Reasons
		2006-07	2007-08		
(In Crores of Rupees)					
14.	2403-Animal Husbandry	1,46.51	1,52.96	6.45	Increase is mainly under "Direction and Administration"
15.	3452-Tourism	30.62	34.78	4.16	Increase is mainly under "Tourist Centre" and "Other Expenditure".
16.	2402-Soil and Water Conservation	22.70	24.70	2.00	Increase is mainly under "Direction and Administration" and "Soil Conservation".

5. The increase in expenditure was partly off-set by decrease mainly under the following heads of accounts.

S. No.	Major Head of Account	Actuals		Decrease	Reasons
		2006-07	2007-08		
(In Crores of Rupees)					
1.	2245-Relief on account of Natural Calamities.	3,73.52	1,10.55	2,62.97	Decrease is mainly due to less expenditure under gratuitous relief.
2.	2235-Social Security and Welfare	2,20.07	1,60.46	59.61	Decrease is mainly due to less expenditure under Social Welfare Schemes.
3.	2054- Treasury and Accounts Administration	63.08	40.60	22.48	Decrease is mainly under "Training" and "Local Fund Audit".
4.	2515-Other Rural Development Programmes	1,42.38	1,20.96	21.42	Decrease is mainly under "Direction and Administration".
5.	2059-Public Works	1,97.17	1,85.73	11.44	Decrease is mainly under "Machinery and Equipment" and "Maintenance and Repairs".
6.	2225-Welfare of Scheduled Castes and Scheduled Tribes and other Backward Classes	37.12	30.38	6.74	Decrease is mainly due to less expenditure under Special Central Assistance for "Border Area Development Programmes".

STATEMENT NO. 2
CAPITAL OUTLAY-PROGRESSIVE CAPITAL OUTLAY TO END OF 2007-08

S. No.	Major Head of Account	Expenditure up to end of 2006-07	Expenditure during 2007-08	Expenditure to end of 2007-08
(1)	(2)	(3)	(4)	(5)
(In lakh of rupees)				
A- Capital Account of General Services-				
1.	4047- Capital Outlay on Other Fiscal Services	4,07.12	-	4,07.12
2.	4055-Capital Outlay on Police	43,71.12	-	43,71.12
3.	4058-Capital Outlay on Stationery and Printing	5,17.88	1,45.96	6,63.84
4.	4059-Capital Outlay on Public Works	5,98,59.07	1,04,91.96	7,03,51.03
5.	4070-Capital Outlay on Other Administrative Services	19,25.31	3,25.23	22,50.54
6.	4075-Capital Outlay on Miscellaneous General Services	20,15.71	4,91.61	25,07.32
Total-A-Capital Account of General Services		6,90,96.21	1,14,54.76	8,05,50.97
B- Capital Account of Social Services-				
(a) Capital Account of Education, Sports, Art and Culture-				
7.	4202-Capital outlay on Education, Sports, Art and Culture	7,73,93.49	1,55,29.16	9,29,22.65
Total-B(a)-Capital Account of Education, Sports, Art and Culture		7,73,93.49	1,55,29.16	9,29,22.65
(b) Capital Account of Health and Family Welfare-				
8.	4210-Capital outlay on Medical and Public Health	7,58,50.43	2,05,80.98	9,64,31.41
9.	4211-Capital outlay on Family Welfare	7,97.05	-	7,97.05
Total-B (b)-Capital Account of Health and Family Welfare		7,66,47.48	2,05,80.98	9,72,28.46
(c) Capital Account of Water Supply, Sanitation, Housing and Urban Development-				
10.	4215-Capital outlay on Water supply and Sanitation	33,13,90.26	2,92,69.57	36,06,59.83
11.	4216-Capital outlay on Housing	2,00,81.53	3,78.78	2,04,60.31
12.	4217-Capital outlay on Urban Development	8,01,25.70	3,29,99.20	11,31,24.90
Total-B(c)-Capital Account of Water Supply, Sanitation, Housing and Urban Development		43,15,97.49	6,26,47.55	49,42,45.04

STATEMENT NO. 2 (Contd.)

S. No.	Major Head of Account	Expenditure up to end of 2006-07	Expenditure during 2007-08	Expenditure to end of 2007-08
(1)	(2)	(3)	(4)	(5)
(In lakh of rupees)				
B- Capital Account of Social Services (Concl'd.)				
(d) Capital Account of Information and Broadcasting-				
13.	4220-Capital outlay on Information and Publicity	4,21.45	98.86	5,20.31
	Total-B (d)-Capital Account of Information and Broadcasting	4,21.45	98.86	5,20.31
(e) Capital Account of Welfare of Scheduled Castes, Scheduled Tribes and other Backward Classes-				
14.	4225-Capital outlay on Scheduled Castes, Scheduled Tribes and other Backward Classes	22,70.06	2,78.32	25,48.38
	Total-B (e)-Capital Account of Welfare of Scheduled Castes, Scheduled Tribes and other Backward Classes	22,70.06	2,78.32	25,48.38
(g) Capital Account of Social Welfare and Nutrition-				
15.	4235-Capital outlay on Social Security and Welfare	32,50.48	70,46.30	1,02,96.78
16.	4236-Capital outlay on Nutrition	13,94.08	6,34.45	20,28.53
	Total-B(g)-Capital Account of Social Welfare and Nutrition	46,44.56	76,80.75	1,23,25.31
(h) Capital Account of other Social Services-				
17.	4250-Capital outlay on other Social Services	9,18.33	53,70.33	62,88.66
	Total-B(h)- Capital Account of Other Social Services	9,18.33	53,70.33	62,88.66
	Total-B-Capital Account of Social Services	59,38,92.86	11,21,85.95	70,60,78.81
C- Capital Account of Economic Services-				
(a) Capital Account of Agriculture and Allied Activities-				
18.	4401-Capital outlay on Crop Husbandry	3,20,22.55	21,65.09	3,41,87.64
19.	4402-Capital outlay on Soil and Water Conservation	2,78,73.95	8,35.66	2,87,09.61
20.	4403-Capital outlay on Animal Husbandry	74,47.52	6,99.47	81,46.99

STATEMENT NO. 2 (Contd.)

S. No.	Major Head of Account	Expenditure up to end of 2006-07	Expenditure during 2007-08	Expenditure to end of 2007-08
(1)	(2)	(3)	(4)	(5)
(In lakh of rupees)				
C- Capital Account of Economic Services-(Contd.)				
(a) Capital Account of Agriculture and Allied Activities-(Concl'd.)				
21.	4404-Capital Outlay on Dairy Development	9,31.99	-	9,31.99
22.	4405-Capital Outlay on Fisheries	79,13.72	8,74.10	87,87.82
23.	4406-Capital Outlay on Forestry and Wild Life	2,07,45.00	41,19.00	2,48,64.00
24.	4408-Capital Outlay on Food, Storage and Warehousing	5,80,50.33	(-) 54,81.40	5,25,68.93
25.	4415-Capital Outlay on Agricultural Research and Education	59,82.19	12,00.00	71,82.19
26.	4416-Investments in Agricultural Financial Institutions	0.40	-	0.40
27.	4425-Capital Outlay on Co-operation	26,96.16	8,04.31	35,00.47
28.	4435-Capital Outlay on Other Agricultural Programmes	85.11	-	85.11
Total-C(a)-Capital Account of Agricultural & Allied Activities		16,37,48.92	52,16.23	16,89,65.15
(b) Capital Account of Rural development-				
29.	4515-Capital Outlay on other Rural Development Programmes	4,77,82.99	78,11.51	5,55,94.50
Total-C(b)-Capital Account of Rural Development		4,77,82.99	78,11.51	5,55,94.50
(c) Capital Account of Special Areas Programme-				
30.	4575-Capital Outlay on other Special Areas Programmes	11,93,35.90	1,39,00.90	13,32,36.80
Total-C(c)-Capital Account of Special Areas Programmes		11,93,35.90	1,39,00.90	13,32,36.80
(d) Capital Account of Irrigation and Flood Control-				
31.	4701-Capital Outlay on Major and Medium Irrigation	5,66,46.99	61,08.65	6,27,55.64
32.	4702-Capital Outlay on Minor Irrigation	2,37,57.95	84,36.60	3,21,94.55

STATEMENT NO. 2 (Contd.)

S. No.	Major Head of Account	Expenditure up to end of 2006-07	Expenditure during 2007-08	Expenditure to end of 2007-08
(1)	(2)	(3)	(4)	(5)
(In lakh of rupees)				
C- Capital Account of Economic Services-(Contd.)				
(d) Capital Account of Irrigation and Flood Control- (Concl'd)				
33.	4711-Capital Outlay on Flood Control Projects	2,67,65.33	28,99.57	2,96,64.90
Total-C(d)-Capital Account of Irrigation and Flood Control		10,71,70.27	1,74,44.82	12,46,15.09
(e) Capital Account of Energy-				
34.	4801-Capital Outlay on Power Projects	66,77,97.36	6,65,33.43	73,43,30.79
Total-C(e)- Capital Account of Energy		66,77,97.36	6,65,33.43	73,43,30.79
(f) Capital Account of Industry and Minerals-				
35.	4851-Capital Outlay on Village and Small Industries	4,16,25.84	79,12.19	4,95,38.03
36.	4852-Capital Outlay on Iron and Steel Industries	13,44.97	12,57.85	26,02.82
37.	4853-Capital Outlay on Non-Ferrous Mining and Metallurgical Industries	41,92.40	2,08.28	44,00.68
38.	4854-Capital Outlay on Cement and Non-Metallic Mineral Industries	24.06	-	24.06
39.	4858-Capital Outlay on Engineering Industries	1,25.23	-	1,25.23
40.	4860-Capital Outlay on Consumer Industries	31,33.77	-	31,33.77
41.	4875-Capital Outlay on Other Industries	6.01	-	6.01
42.	4885-Capital Outlay on Industries and Minerals	42,72.91	-	42,72.91
Total-C(f)-Capital Account of Industry and Minerals		5,47,25.19	93,78.32	6,41,03.51
(g) Capital Account of Transport-				
43.	5054-Capital Outlay on Roads and Bridges	30,60,01.64	9,60,26.26	40,20,27.90
44.	5055-Capital Outlay on Road Transport	1,28,79.89	9,22.13	1,38,02.02
45.	5056-Capital Outlay on Inland Water Transport	27,74.37	-	27,74.37
Total-C(g)- Capital Account of Transport		32,16,55.90	9,69,48.39	41,86,04.29

STATEMENT NO. 2 (Contd.)

S. No.	Major Head of Account	Expenditure up to end of 2006-07	Expenditure during 2007-08	Expenditure to end of 2007-08
(1)	(2)	(3)	(4)	(5)
(In lakh of rupees)				
C- Capital Account of Economic Services-(Concl'd.)				
(h) Capital Account of Communication-				
46.	5275-Capital Outlay on other Communication Services	2.09	-	2.09
	Total-C(h)-Capital Account of Communication	2.09	-	2.09
(i) Science Technology and Environment.				
47.	5425-Capital Outlay on Other Scientific and Environmental Research.	-	2,76.89	2,76.89
	Total-C(i)- Science Technology and Environment.	-	2,76.89	2,76.89
(j) Capital Account of General Economic Services-				
48.	5452-Capital Outlay on Tourism	5,23,56.08	1,19,10.26	6,42,66.34
49.	5465-Investments in General Financial and Trading Institutions	71,63.04	28,09.50	99,72.54
50.	5475-Capital Outlay on other General Economic Services	5,01,14.19	1,58,31.99	6,59,46.18
	Total-C(j)-Capital Account of General Economic Services	10,96,33.31	3,05,51.75	14,01,85.06
	Total - C - Capital Account of Economic Services	1,59,18,51.93	24,80,62.24	1,83,99,14.17
	Grand Total	2,25,48,41.00	37,17,02.95	2,62,65,43.95

Explanatory Notes


- (i) During 2007-08, the Government invested Rs.1.20 crore in Government Companies. Details are given in Statement No:14
- (ii) The total investment of Government in the share capital of various concerns at the end of 2005-2006, 2006-07 and 2007-08 was Rs.3,53.27 crore, Rs.3, 55.77 crore and Rs3,56.97 crore respectively. Dividends of Rs.20.62 crore, Rs.20.62 crore and Rs.29.64 crore were credited into the Government Account by the Jammu & Kashmir Bank Limited during the years 2005-2006, 2006-2007 and 2007-08 respectively. The Jammu and Kashmir Cement Limited has also declared Rs.0.60 crore as dividend to Government in 03/2008 but not credited to Government Accounts during 2007-08.

STATEMENT NO. 2 (Concl'd.)

2. A summary of the financial results of the working of the departmentally managed Government undertakings accounted for under Capital heads of account as disclosed by the latest proforma accounts is given below: -

Proforma Accounts: The proforma accounts of the under mentioned undertakings have not been received from the departmental officers so far (July, 2008) for the periods indicated against each undertaking: -

Major Head of Account	Name of the Undertaking	Period for which due
4404-Capital Outlay on Dairy Development	1. Milk Supply Undertaking, Srinagar	For 1980-81 to 1983-84 (upto 27 th October, 1983) (July, 2008)
	2. Milk Supply Undertaking, Jammu	For 1982-83 and 1983-84 (upto 2 nd December, 1983) (July, 2008)
4406-Capital Outlay on Forestry and Wild Life	1. Government Lumbering Undertaking	For 1978-79 and 1979-80 (upto June, 1979) (July, 2008)
4408-Capital Outlay on Food, Storage and Warehousing	1. Consumer Affairs and Public Distribution Department, Srinagar	1975-76 (Revised Accounts) and onwards (July, 2008)
	2. Consumer Affairs and Public Distribution Department, Jammu	1973-74 to 1997-98 and 1999-2000 and onwards. However, Proforma Accounts for 1998-99 have been finalized during 2002-2003: (July, 2008)



FINANCIAL RESULTS OF
ELECTRICITY SCHEMES
AND
IRRIGATION WORKS

STATEMENT NO.3(i)

The following Statement shows the financial results for 2007-2008 of Electricity

S. No.	Name of the Project	Capital outlay			Revenue Receipts during 2007- 2008	Working Charges			
		During 2007-2008	To the end of 2007-2008						
		Direct Charges	Indirect Charges	Total	Direct Charges	Indirect Charges	Total	Direct Charges	
(1)	(2)	(3)	(4)	(5)	(6)	(7)	(8)	(9)	(10)
(In lakhs of rupees)									
1.	Jammu Miran Sahib Joginder Nagar Power Project (A)	*	*	*	5,39.79	26.16	5,65.95	*	*
Total		-	-	-	5,39.79	26.16	5,65.95	-	-

(A) Includes: -

- (i) Joginder Nagar Project, Kathua Division.
- (ii) Jammu Miran Sahib, Poonch, Rajouri Power Houses and Udhampur including electrification of Kathua and Ramnagar etc.
- (iii) Nichlanala Project near Banihal, replacement of diesel sets by hydel-extension of Ramnagar.
- (iv) Purchase of Power from outside the State.

(B) Interest on Capital outlay has been calculated @ 3.5% for the period ending 1962-63 and @ 5% for the period 1963-64 onwards.

FINANCIAL RESULTS OF ELECTRICITY SCHEMES

Schemes the capital invested on each of which is Rs. 25 lakh or more

Expense	Net Revenue before charging interest	Interest on Capital outlay(B)	Net profit or loss after meeting interest			
Indirect Charges	Total	Surplus of revenue (column 9) over expenditure or excess of expenditure (column 12) over revenue (Column 9)(-)	Rate Percentage on Capital outlay to end of 2007-08	Surplus of revenue (column 13) over expenditure (column 15)(+) or excess of expenditure column (15) over revenue (column 13)(-)	Rate percentage on Capital outlay to end of 2007-2008	
(11)	(12)	(13)	(14)	(15)	(16)	(17)
*	*	*	(-2,69,19.67	*	*	(-2,69,17.58
-	-	-	(-2,69,19.67	-	-	(-2,69,17.58

(In lakhs of rupees)

Explanatory Notes

* No Expenditure has been incurred in respect of this project as intimated by the State Government. Hence the figures of last year ending 30.03.2007 have been retained. However, matter is under correspondence with the State Government. Latest reminder issued vide No WC-II/08-09/174 dated 23-07-2008. (July, 2008)

STATEMENT NO.3(ii)

S. No	Name of the Project	Capital outlay						Revenue Receipts during 2007-2008	Working Direct Charges
		During 2007-2008			To the end of 2007-2008				
		Direct	Indirect	Total	Direct	Indirect	Total		
(1)	(2)	(3)	(4)	(5)	(6)	(7)	(8)	(9)	(10)
(In lakhs of rupees)									
1.	Kathua Feeder	20.59	4.73	25.32	14,91.03	3,42.93	18,33.96	6.44	7.62
2.	Pratap Canal	3,81.94	87.84	4,69.78	25,54.66	5,87.56	31,42.22	1.01	14.18
3.	Ranbir Canal	7,59.86	1,74.77	9,34.63	84,52.60	19,44.10	1,03,96.70	19.36	35.08
4.	Martand Canal	4,53.39	1,04.28	5,57.67	7,25.55	1,66.88	8,92.43	2.02	-
5.	Zaingir Canal	10	2.30	12.30	4,79.83	1,10.36	5,90.19	2.64	-
6.	Ahizi Canal	50.00	11.50	61.50	2,48.86	57.24	3,06.10	0.8	-
	Total	16,75.78	3,85.42	20,61.20	1,39,52.53	32,09.07	1,71,61.60	32.27	56.88

FINANCIAL RESULTS OF IRRIGATION WORKS

Expenses	Net Revenue before charging interest		Interest on Capital outlay	Net profit or loss after meeting interest.		
Indirect Charges	Total	Surplus of revenue (column 9) over expenditure (column 12)(+ or excess of expenditure (column 12) over revenue (Column 9)(-)	Rate Percentage on Capital outlay to end of 2007-2008	Surplus of revenue (column 13) over expenditure (column 15)(+ or excess of expenditure (column 13) over revenue (column 15) (-)	Rate Percentage on Capital outlay to end of 2007-2008	
(11)	(12)	(13)	(14)	(15)	(16)	(17)
(In lakhs of rupees)						
1.75	9.37	(-) 2.93	(-) 0.16	0.34	(-)3.27	(-) 0.18
3.26	17.44	(-) 16.43	(-) 0.52	8.26	(-) 24.69	(-) 0.79
8.07	43.15	(-) 23.79	(-) 0.23	18.30	(-) 42.09	(-) 0.40
-	-	2.02	0.23	11.83	(-)9.81	(-)1.10
-	-	2.64	0.45	0.25	2.39	0.40
-	-	0.80	0.26	1.55	(-) 0.75	(-)0.25
13.08	69.96	(-) 37.69	(-) 0.22	40.53	(-)78.22	(-)0.46

Explanatory Notes

- Interest of Rs.40.53 lakh has been adjusted under Major head "2701-Major and Medium Irrigation" in respect of the above projects out of a total amount of Rs.2,16.50 lakh appearing through the accounts of Irrigation Department of the State Govt. for the year 2007-2008.
- The percentage of net loss on Capital outlay was 0.46.
- The figure under col.10 has been taken from Major Head 2700-"Major Irrigation" as the works expenditure of Major Irrigation is being booked under Major Head 2700-"Major Irrigation" consequent upon correction slip issued vide No:-508 dated 13-05-2004 and State Government's corresponding D.O FD-8-VII(110) 2004-05 dated 28-06-2006.

STATEMENT NO. 4
DEBT POSITION
(i) Statement of Borrowings

Nature of Debt	Balance on 1st April 2007	Receipts during the year	Repayments during the year	Balance on 31st March 2008	Net increase (+) or decrease (-)
(In crores of rupees)					
E- Public Debt-					
1 6003-Internal Debt of the State Government	87,65.57	38,25.92	16,27.68	1,09,63.81	(+)21,98.24
2 6004-Loans and Advances from the Central Government	33,84.36	17.15	1,39.23	32,62.28	(-)1,22.08
Total-Public Debt	1,21,49.93	38,43.07	17,66.91	1,42,26.09	(+)20,76.16
I- Small Savings, Provident Funds etc.					
3 Small Savings, Provident Funds etc.	39,53.21	10,03.81	6,62.22	42,94.80	(+)3,41.59
Grand Total	1,61,03.14	48,46.88	24,29.13	1,85,20.89	(+)24,17.75

EXPLANATORY NOTES

1. Internal debt of the State Government:-
 - (i) Loans from the State Bank of India and other Banks-
This comprises temporary loans obtained from Jammu and Kashmir Bank Limited (Civil Secretariat Branch, Jammu / Srinagar). Details about the rate of interest, amount of interest accrued and paid are given in Explanatory Note 2 below Statement No. 7.
 - (ii) Full particulars of various outstanding loans are given in Statement No.17
2. Loans and Advances from the Central Government:-
Details are given in Statement No. 17. Government has not made any amortization arrangement for repayment of loans taken from Government of India.
An amount of Rs.13, 28.96 crore (Principal Rs. 11, 49.68 crore and interest Rs.1, 79.28 crore) was overdue on loans from Central Government at the end of 2006-2007. During 2007-2008, further amount of Rs.3, 50.59 crore (Principal Rs.1, 39.23 crore and interest Rs.2, 11.36 crore) fell due for repayment to the Government of India. Against the total amount of Rs.16, 79.55 crore (Principal Rs.12, 88.91 crore and interest Rs.3,90.64 crore), Rs. 3,50.59 crore (Principal Rs.1,39.23 crore and interest of Rs.2,11.36 crore) were adjusted and recovered from the fresh loans/grants sanctioned during 2007-2008. The State Government did not pay any amount in cash during 2007-08. An amount of Rs.13, 28.96 crore (Principal Rs. 11, 49.68 crore and interest Rs.1, 79.28 crore) was thus over due on loans from Central Government at the end of 2007-2008.
3. Small Savings, Provident Funds etc.:-
This comprises Provident Fund and State Life Insurance Fund balances of Government Servants, the details of which are given in Statement No. 17.

No law has been passed by the State Legislature under Article 293 of the Constitution laying down the limits within which Government may borrow on the security of the Consolidated Fund of the State.

STATEMENT NO. 4 (Contd.)

(ii) Other Obligations

In addition to the above, the balances at the credit of earmarked and other funds as also certain deposits, to the extent they have not been invested but are merged with the general cash balance of Government, also constitute the liability of the State Government. Such liability at the end of March, 2008 amounted to Rs. 28,34.26 crore as shown below (Further details are given in Statements No 16 and 19) :-

Nature of obligation	Balance on 1st April 2007	Receipts during the year	Repayments during the year	Balance on 31st March 2008	Net increase (+) or decrease(-)
(In crores of rupees)					
Interest / Non-interest bearing obligations such as deposits of local funds, Civil Deposits, other earmarked funds, etc.					
i. Interest bearing Obligations	2,69.54	1,05.08	24.28	3,50.34	(+) 80.80
ii. Non-Interest bearing Obligations	22,18.59	17,12.83	14,47.50	24,83.92	(+) 2,65.33
Total	24,88.13	18,17.91	14,71.78	28,34.26	(+) 3,46.13

(iii) Service of Debt

Interest on debt and other obligations:-

The outstanding gross debt and other obligations and the total net amount of interest charges met from revenue during 2006-07 and 2007-2008 were as shown below:-

	2006-2007	2007-2008	Net increase (+) or decrease (-) during the year
(In crores of rupees)			
Gross debt and other obligations outstanding at the end of the year	1,85,91.27	2,13,55.15	(+)27,63.88
(i) Interest paid by Government :- On Public Debt and Small Savings, Provident Funds, etc.	17,85.63	24,35.10	(+)6,49.47

STATEMENT NO. 4 (Concl.)
(iii) Service of Debt (Concl.)

	2006-2007	2007-2008	Net increase (+) or decrease (-) during the year
	(In crores of rupees)		
(ii) Deduct- Interest received on Loans and Advances given by Government and Investment of Cash Balance	11.33	34.32	(+22.99
(iii) Net amount of interest charges	17,74.30	24,00.78	(+6,26.48
Percentage of gross interest (item-i) to total revenue receipts	15.73	18.58	(+2.85
Percentage of net interest (item-iii) to total revenue receipts	15.63	18.32	(+2.69

There were in addition certain other interest receipts (Rs.1.37 crore). If these are also taken into account, the net burden of interest on the revenue was Rs.23, 99.41 crore working out to 18.33% of the revenue.

STATEMENT NO. 5
LOANS AND ADVANCES BY STATE GOVERNMENT

(i) **Statement of Loans and Advances (A)**

Categories of Loans and Advances	Balance outstan- ding on 1st April 2007	Amount paid during the year	Amount repaid during the year	Balance outstan- ding on 31st March 2008	Net addition (+) during the year
(In crores of rupees)					
1. Loans for Social Services	61.16	-	0.27	60.89	(-) 0.27
2. Loans for Economic Services					
(i) Agriculture and Allied Activities	43.16	-	0.04	43.12	(-) 0.04
(ii) Rural Development	0.06	-	-	0.06	-
(iii) Special Areas Programmes	1.43	-	-	1.43	-
(iv) Energy	85.05	-	-	85.05	-
(v) Industries and Minerals	4,02.75	18.17	0.01	4,20.91	(+) 18.16
(vi) Transport	2,82.85	16.93	-	2,99.78	(+) 16.93
(vii) General Economic Services	45.24	2.54	0.14	47.64	(+) 2.40
Total-2 Loans for Economic Services	8,60.54	37.64	0.19	8,97.99	(+) 37.45
3. Loans to Government Servants	22.12	0.63	1.43	21.32	(-) 0.80
Grand Total	9,43.82	38.27	1.89	9,80.20	(+) 36.38

(A) Detailed account is given in Statement No.18.

STATEMENT NO. 5 (Contd.)

(ii) Recoveries in arrears

1. In case of loans, the detailed accounts of which are kept by departmental officers; Rs.9,50.64 crore were outstanding on 31st March, 2008. Information regarding overdue amounts in arrears has not been furnished by the departments for the last several years inspite of repeated reminders.

2. In case of loans the detailed accounts of which are kept in the Accountant General's office, the outstanding balance was Rs.29.56 crore on 31st March, 2008.

The amount of recoveries in arrears on 31st March, 2008 was Rs.19,61.63 lakh as shown below:-

S.No.	Head of Account	Principal	Interest
		(In lakhs of rupees)	
1.	6217-Loans for Urban Development- 01-State Capital Development- 191-Loans to Local Bodies, Corporations*, etc.	7,09.23	3,26.49
2.	6425-Loans for Co-operation- 107-Loans to Credit Co-operatives**	1,88.33 (A)	31.30
3.	7610-Loans to Government Servants, etc.- 201-House Building Advances (B) 202-Advances for purchase of Motor Conveyances	6,77.30 (C) 16.25 (D)	10.13 2.60
Total		15,91.11	3,70.52

(A) Does not include the amounts (principal and interest thereon) in respect of further loans amounting to Rs.53.17 lakh as the terms and conditions for repayment etc. have not been specified by the State Government (July, 2008).

(B) While the detailed accounts of House Building Advances are kept in the Accountant General's Office, the detailed accounts of loans for Low / Middle Income Group Housing Schemes are kept by Departmental Officers.

(C) Does not include advances (and interest thereon) paid to gazetted officers prior to 1984-85 as the connected records were destroyed in the fire of March, 1977 and are still under reconstruction (July, 2008).

(D) Information prior to 1984-85 amounting to Rs.14.48 crore in respect of gazetted officers is not available as the connected records were destroyed in the fire of March, 1977 and are still under reconstruction (July, 2008).

* Represents loans to 'Municipalities' (Principal Rs.5,17.45 lakh and interest Rs. 2,10.17 lakh) and loans to 'Local Bodies' (Principal Rs.1,91.78 lakh and interest Rs.1,16.32 lakh). Differs from the previous Finance Accounts as a result of reconciliation.

** Indicates advances to J&K State Co-operative Bank.

STATEMENT NO. 5 (Concl'd.)

(ii) Recoveries in arrears (Concl'd.)

Year wise details of the amount of principal of advances due, the detailed accounts of which are kept by Accountant General's Office, are given below :-

	2003-2004 and earlier years	2004-2005	2005- 2006	2006- 2007	2007- 2008	Total
(In lakhs of rupees)						
6217-Loans for Urban Development-						
01-State Capital Development-						
191-Loans to Local Bodies, Corporations* etc.	7,09.23	Nil	Nil	Nil	Nil	7,09.23
6425-Loans for Co-operation-						
107-Loans to credit Co-operatives**	1,88.33	Nil	Nil	Nil	Nil	1,88.33
7610-Loans to Government Servants, etc.-						
(i)201-House Building Advances(A)	3,92.72 (B)	92.26	84.28	44.50	63.54	6,77.30
(ii)202-Advances for purchase of Motor Conveyances	1.90 (C)	3.29	3.59	3.52	3.95	16.25
Total	12,92.18	95.55	87.87	48.02	67.49	15,91.11

(A), (B) and (C): Refer foot notes (B), (C) and (D) on pre-page.

* Includes loans to 'Municipalities' (Rs.5,17.45 lakh for the year 2003-04 and earlier years) and loans to 'Local Bodies' (Rs.1,91.78 lakh for the year 2003-2004 and earlier years).

** Indicates advances to J&K State Co-operative Bank.

STATEMENT NO. 6

**GUARANTEES GIVEN BY THE GOVERNMENT OF JAMMU AND KASHMIR
FOR REPAYMENT OF LOANS, ETC. RAISED BY STATUTORY
CORPORATIONS, GOVERNMENT COMPANIES AND OTHER INSTITUTIONS**

The details of the guarantees given by the Government of Jammu and Kashmir for payment of loans and capital and payment of interest thereon raised by Statutory Corporations, Government Companies, Co-operative Societies and Private Firms outstanding as on 31st March, 2008 are given below:-

S. No.	Public or other body on whose behalf guarantee has been given	Maximum amount guaranteed (Principal only)	Sums guaranteed outstanding on 31 st March, 2008		Remarks																								
			Principal	Interest																									
(In lakhs of rupees)																													
(a) Statutory Corporations-																													
1.	The Jammu and Kashmir State Financial Corporation	56,50.00 (Bonds)	56,50.00	-Nil-	Under Sections 6(i) and 7(i) of the State Financial Corporation Act, 1951 the State Government has guaranteed repayment of principal and payment of interest on bonds and repayment of principal and payment of dividend at varying rates on shares issued by the Corporation.																								
2.	The Jammu and Kashmir State Electricity Board	6,53,70.00*	2,29,31.00*	-Nil-*	Institution-wise break up of sums guaranteed outstanding is as under:-																								
					<table border="1"> <thead> <tr> <th>S No</th> <th>Name of the Institution</th> <th>Maximum amount guaranteed</th> <th>Sums guaranteed outstanding</th> </tr> </thead> <tbody> <tr> <td>1.</td> <td>REC LTD New Delhi</td> <td>3,72,41.00</td> <td>1,54,30.00</td> </tr> <tr> <td>2.</td> <td>LIC of India</td> <td>32,46.00</td> <td>5,85.00</td> </tr> <tr> <td>3.</td> <td>Market borrowings</td> <td>2,25,56.00</td> <td>69,16.00</td> </tr> <tr> <td>4.</td> <td>Power Finance Corporation</td> <td>23,27.00</td> <td>-</td> </tr> <tr> <td colspan="2" style="text-align: right;">Total</td> <td>6,53,70.00</td> <td>2,29,31.00</td> </tr> </tbody> </table>	S No	Name of the Institution	Maximum amount guaranteed	Sums guaranteed outstanding	1.	REC LTD New Delhi	3,72,41.00	1,54,30.00	2.	LIC of India	32,46.00	5,85.00	3.	Market borrowings	2,25,56.00	69,16.00	4.	Power Finance Corporation	23,27.00	-	Total		6,53,70.00	2,29,31.00
S No	Name of the Institution	Maximum amount guaranteed	Sums guaranteed outstanding																										
1.	REC LTD New Delhi	3,72,41.00	1,54,30.00																										
2.	LIC of India	32,46.00	5,85.00																										
3.	Market borrowings	2,25,56.00	69,16.00																										
4.	Power Finance Corporation	23,27.00	-																										
Total		6,53,70.00	2,29,31.00																										
					The Board was abolished and Assets and Liabilities were transferred to Development Commissioner (Power) vide Govt. order No:37-PDD of 2004 dated 13-02-2004. The figures for 2007-08 are not available(July 2008).																								

* Since the Board was abolished in 2/2004, the figures beyond that date are not available. Hence position as on 31-3-2004 adopted.

STATEMENT NO. 6 (Contd.)

S. No.	Public or other body on whose behalf guarantee has been given	Maximum amount guaranteed (Principal only)	Sums guaranteed outstanding on 31st March, 2008		Remarks																			
			Principal	Interest																				
(In lakhs of rupees)																								
(a) Statutory Corporations-(Concl'd.)																								
3.	The Jammu and Kashmir State Road Transport Corporation	27,50.00	27,50.00	-Nil-	Maximum amount guaranteed stood at Rs.27,50.00 lakh as at the end of 31 st March, 2008. The maximum amount guaranteed and sums guaranteed outstanding relate to 'cash credit' from Jammu and Kashmir Bank Limited.																			
Total (a) Statutory Corporations		7,37,70.00	3,13,31.00	-Nil-																				
(b) Govt. Companies-																								
1.	The Jammu and Kashmir Horticulture Produce, Marketing and Processing Corporation Limited	5,91.79	5,91.79	24,38.30	Institution-wise break-up of sums guaranteed outstanding is as follows:-																			
					<table border="1"> <thead> <tr> <th>Name of Institution</th> <th>Principal</th> <th>Interest</th> <th>Total</th> </tr> </thead> <tbody> <tr> <td>SBI</td> <td>5,91.79</td> <td>24,38.30</td> <td>30,30.09</td> </tr> </tbody> </table>	Name of Institution	Principal	Interest	Total	SBI	5,91.79	24,38.30	30,30.09											
Name of Institution	Principal	Interest	Total																					
SBI	5,91.79	24,38.30	30,30.09																					
2.	The Himalayan Wool Combers Limited	1,18.45	1,18.45	1,64.66	Institution-wise break-up of sums guaranteed outstanding as on 31 st March, 2001 is as under:-																			
					<table border="1"> <thead> <tr> <th>Name of Institution</th> <th>Principal</th> <th>Interest</th> </tr> </thead> <tbody> <tr> <td>IDBI</td> <td></td> <td>64.53</td> <td>88.87</td> </tr> <tr> <td>IFCI</td> <td></td> <td>34.51</td> <td>49.03</td> </tr> <tr> <td>ICICI</td> <td></td> <td>19.41</td> <td>26.76</td> </tr> <tr> <td>Total</td> <td></td> <td>1,18.45</td> <td>1,64.66</td> </tr> </tbody> </table>	Name of Institution	Principal	Interest	IDBI		64.53	88.87	IFCI		34.51	49.03	ICICI		19.41	26.76	Total		1,18.45	1,64.66
Name of Institution	Principal	Interest																						
IDBI		64.53	88.87																					
IFCI		34.51	49.03																					
ICICI		19.41	26.76																					
Total		1,18.45	1,64.66																					
The Company was wound-up in 2000-01 vide Cabinet decision No.129/12 dated 18 August, 2000. However, position ending 3/2008 was not available as the Company was wound up in 2000-01.																								

STATEMENT NO. 6 (Contd.)

S. No.	Public or other body on whose behalf guarantee has been given	Maximum amount guaranteed (Principal only) (In lakhs of rupees)	Sums guaranteed outstanding on 31st March, 2008		Remarks																												
			Principal	Interest																													
(b) Govt. Companies-(Contd.)																																	
3.	The Jammu and Kashmir Scheduled Castes, Scheduled Tribes and Backward Classes Development Corporation Limited	27,61.72	20,33.46	59.77	Institution-wise break-up of sums guaranteed outstanding on 31 st March, 2008 is as under:- <table border="1"> <thead> <tr> <th>Name of the Institution</th> <th>Principal</th> <th>Interest</th> <th>Amount</th> </tr> </thead> <tbody> <tr> <td>NSFDC, New Delhi</td> <td>6,92.37</td> <td>4.54</td> <td>6,96.91</td> </tr> <tr> <td>NSTFDC New Delhi</td> <td>7,00.00</td> <td>3.76</td> <td>7,03.76</td> </tr> <tr> <td>NBCFDC, New Delhi</td> <td>48.71</td> <td>12.13</td> <td>60.84</td> </tr> <tr> <td>NMDFC, New Delhi</td> <td>3,29.04</td> <td>21.74</td> <td>3,50.78</td> </tr> <tr> <td>NSKFDC</td> <td>2,63.34</td> <td>17.60</td> <td>2,80.94</td> </tr> <tr> <td>Total</td> <td>20,33.46</td> <td>59.77</td> <td>20,93.23</td> </tr> </tbody> </table>	Name of the Institution	Principal	Interest	Amount	NSFDC, New Delhi	6,92.37	4.54	6,96.91	NSTFDC New Delhi	7,00.00	3.76	7,03.76	NBCFDC, New Delhi	48.71	12.13	60.84	NMDFC, New Delhi	3,29.04	21.74	3,50.78	NSKFDC	2,63.34	17.60	2,80.94	Total	20,33.46	59.77	20,93.23
Name of the Institution	Principal	Interest	Amount																														
NSFDC, New Delhi	6,92.37	4.54	6,96.91																														
NSTFDC New Delhi	7,00.00	3.76	7,03.76																														
NBCFDC, New Delhi	48.71	12.13	60.84																														
NMDFC, New Delhi	3,29.04	21.74	3,50.78																														
NSKFDC	2,63.34	17.60	2,80.94																														
Total	20,33.46	59.77	20,93.23																														
4.	The Jammu and Kashmir Power Development Corporation Limited	23,62,69.00	23,06,44.00	-Nil-	Guarantee has been given in respect of Bond, Investment and Loans raised from:- <ul style="list-style-type: none"> i Power Financial Corporation(PFC) ii Jammu & Kashmir Bank Ltd. iii Rural Electrification Corporation (REC) iv Canara Bank v HUDCO vi Central Bank of India 																												
5.	The Jammu and Kashmir State Handloom Handicrafts Raw Material Supplies Organisation Limited	40.00	40.00	-Nil-	The Company was wound-up in 2000-01 vide Cabinet decision No.129/12 dated 18 th August,2000. However, sums guaranteed continued to be outstanding as on 31 st March, 2008.																												

STATEMENT NO. 6 (Contd.)

S. No.	Public or other body on whose behalf guarantee has been given	Maximum amount guaranteed (Principal only)	Sums guaranteed outstanding on 31st March, 2008		Remarks
			Principal	Interest	
(In lakhs of rupees)					
(b) Govt. Companies-(Concl'd.)					
6.	The Jammu and Kashmir State Women's Development Corporation Limited	13,79.69	13,79.69	Nil	Institution-wise break-up of sums guaranteed outstanding as on 31 st March, 2008 is as under:-
				Name of Institution	Amount
				National Backward Class Financial Development Corporation(NBCFDC)	80.05
				National Minority Financial Development Corporation(NMFDC)	12,77.78
				National Handicap Finance Development Corporation(NHFDC)	21.86
				Total	13,79.69
7.	The Jammu and Kashmir State Handloom Development Corporation Limited	1,80.00	1,80.00	-	The State Government has guaranteed repayment of 'cash credit' obtained by the Company from J&K Bank Ltd. to the extent of Rs.1,80.00 lakh. Entire guaranteed amount is outstanding on 31 st March, 2008.
Total (b) Government Companies		24,13,40.65	23,49,87.39	26,62.73	
(c) Co-operative societies-					
1.	The Jammu Central Co-operative Bank Limited	80,00.00	76,00.00	-	Due to one time settlement with State Government as per MOU signed on 29 th Feb, 2008 amount of guarantee raised by State Govt. to Rs.80.00 crore and shall be repaid by State Govt in 20 equal installments of Rs.4.00 crore each w.e.f March 2008, out of which bank received Rs.4.00 crore in March 2008.
2.	The Registrar Co-operative Societies, Jammu and Kashmir	Awaited	Awaited	Awaited	

STATEMENT NO. 6 (Concl'd.)

S. No.	Public or other body on whose behalf guarantee has been given	Maximum amount guaranteed (Principal only)	Sums guaranteed outstanding on 31st March, 2008		Remarks
			Principal	Interest	
(In lakhs of rupees)					
(c) Co-operative societies-(Concl'd.)					
3.	The Jammu Co-operative Wholesale Store, Jammu	Awaited	Awaited	Awaited	
4.	The Jammu & Kashmir Ex-Servicemen Store, Jammu	Awaited	Awaited	Awaited	
5.	The Jammu and Kashmir Co-operative Supply and Marketing Federation, Jammu	Awaited	Awaited	Awaited	
6.	The J&K State Co-operative Agriculture and Rural Development Bank, Srinagar	77,16.03	40,80.93	-Nil-	
Total (c) Co-operative Societies		1,57,16.03	1,16,80.93	-Nil-/ Awaited	
(d) Private Firms-					
(i)	Forest lessees	Awaited	Awaited	Awaited	
(ii)	Technocrats	Awaited	Awaited	Awaited	
(iii)	Tonga Wallas	Awaited	Awaited	Awaited	
Total (d) Private Firms		Awaited	Awaited	Awaited	
Grand Total		33,08,26.68	27,79,99.32	26,62.73	

No law under Article 293 of the Constitution has been passed by the State Legislature laying down the limits within which Government may give guarantees on the security of the Consolidated Fund of the State.

STATEMENT NO.7
CASH BALANCES AND INVESTMENTS OF CASH BALANCES

	On 1 st -April, 2007	On 31 st March, 2008
	(In lakhs of rupees)	
(a) General Cash Balance-		
1. Cash in Treasuries	16,86.12	36,98.02
2. Cash in Banks	30,10.94	27,35.60 (A)
3. Remittances in Transit	14,09.28	98.00 (B)
Total	<u>61,06.34</u>	<u>65,31.62</u>
4. Investments held in the Cash Balance Investment Account	37,38.59	37,38.59
Total- (a)	<u>98,44.93</u>	<u>1,02,70.21</u>
(b) Other Cash Balances Investments-		
1. Cash with Departmental Officers	(-) 1,19.12	7.98 (C)
2. Permanent advances for Contingent Expenditure with Departmental Officers	12.35	12.60
3. Investment of earmarked funds	10,86.07	10,86.07
Total- (b)	<u>9,79.30</u>	<u>11,06.65</u>
Total- (a) and (b)	<u>1,08,24.23</u>	<u>1,13,76.86</u>

- (A) There was a difference of Rs.0.83 lakh on 31st March, 2008 between the figures reflected in the accounts (Rs.27, 35.60 lakh) and those intimated by the Finance Department (Rs.27, 36.43 lakh). The difference is under reconciliation (July, 2008).
- (B) Represents remittances made by some treasuries to other treasuries during March, 2008 but not responded to by the other treasuries to end of March, 2008.
- (C) Adverse balance rectified as a result of reconciliation.

Explanatory Notes

1. The general cash balance represents the combined balances of the Consolidated Fund, the Contingency Fund and the Public Account.
2. The Jammu and Kashmir Government obtained temporary loan from Jammu and Kashmir Bank for its ways and means requirements. The State Government had temporary loan from the Bank for 366 days during the year. The maximum temporary loan obtained was Rs.24,98.03 crore on 22-03-2008. The total temporary loans raised during the year amounted to Rs.9,94.77 crore. A balance of Rs.21,29.90 crore was also outstanding on 1st April, 2007. Government repaid Rs.10,69.45 crore during the year leaving a balance of Rs.20,55.22* crore on 31st March, 2008.
3. According to the agreement executed by the State Government with the Jammu and Kashmir Bank Limited interest was charged during 2007-08 as under:-

Amount (Rs. in Crores)	OD-I			OD-II	
	Interest Rate w.e.f 1-04-2007 to 30-11-2007	Interest Rate w.e.f 1-12-2007 to 29-02-2008	Interest rate w.e.f 1-03-2008 to 31-03-2008	Interest Rate w.e.f 1-04-2007 to 29-02-2008	Interest Rate w.e.f 1-03-2008 to 31-03-2008
Upto 15,00	10.75%	11.25%	11.25%	11.25% (Uniform Rate)	12.25% (Uniform Rate)
15,01 to 16,50	11.50%	12.00%	12.00%		
16,51 to 17,50	0.00%	0.00%	0.00%		
17,51 to 18,50	0.00%	0.00%	13.00%		
18,51 onwards	11.50%	12.00%	13.00%		

4. During the year 2007-2008, Rs.2,20.91 crore (Rs. 1,99.29 crore OD-1 & Rs. 21.62 crore OD-11) were paid as interest.
5. The cash balance in Banks includes the cash held with State Bank of India (Rs.27,31.59 lakh) and Jammu and Kashmir Bank Limited (Rs.0.90 lakh). Rs.3.11 lakh are lying with Imperial Bank of India, Lahore. This account is not, however, being operated upon.
6. The investments of cash balances are partly in securities of the Government of India and partly in the securities of the State. No investment has been made by the Government during 2007-2008.

For more details see Statement No 17

* The figures are under reconciliation. (July, 2008)

STATEMENT NO.8

SUMMARY OF BALANCES UNDER CONSOLIDATED FUND,
CONTINGENCY FUND AND PUBLIC ACCOUNTThe following is a summary of balances on 31st March, 2008

Debit Balances	Sector of the General Account	Name of Account	Credit Balances.
(1) (Rupees in thousand)	(2)	(3)	(4) (Rupees in thousand)
2,27,73,40,26	A to D, G and Part of L	CONSOLIDATED FUND- Government Account	
	E	Public Debt	1,42,26,08,71
9,80,19,84	F	Loans and Advances(Net)	
		CONTINGENCY FUND- Contingency Fund	69,51
		PUBLIC ACCOUNT-	
	I	Small Savings Provident Funds etc.	42,94,80,07
	J	RESERVE FUNDS- (a) Reserve Funds bearing Interest (b) Reserve Funds not bearing Interest Investments	3,50,33,79 8,53,64,56
10,86,07			
	K	DEPOSITS AND ADVANCES- Deposits not bearing Interest (Net) Advances (Net)	16,41,13,73
8,33,60			
	L	SUSPENSE AND MISCELLANEOUS- Suspense (Net) Other Accounts- (i) Other Items (Net) (ii) Investments	
6,14,27,64 37,38,59			
	M	REMITTANCES- Money Orders, Remittances and other Remittances (Net)	31,23,07,25
65,31,62	N	CASH BALANCE- (Closing)	
2,44,89,77,62		Total	2,44,89,77,62

Explanatory Notes

The significance of the head "Government Account" is explained in Note 3 below. The other headings in this summary take into account the balances under all account heads in Government books where Government has a liability to repay the moneys received or has a claim to recover the amounts paid and also heads of account opened in the books for adjustment of remittance transactions. It must be understood that these balances cannot be regarded as a complete record of the financial position of the Government as these do not take into account all the physical assets of the State, such as lands, buildings, communications, etc. nor any accrued dues or outstanding liabilities which are not brought to account under the cash basis of accounting followed by the Government.

2. A detailed statement of receipts, disbursements and balances under heads of account relating to Debt, Contingency Fund and Public Account is given in Statement No. 16.

In a number of cases (indicated as footnotes in Statement No.16) there are un-reconciled differences in the closing balances as reported in Statement No. 16 and those shown in separate registers or other records maintained in the Accountant General's office/Departmental offices for the purpose. In many cases full details and documents required for the purpose of reconciliation are awaited from the Departmental/Treasury Officers; the more important cases are detailed in Appendix II.

In order to ascertain whether the balances outstanding in the books of the Accountant General's office under Loans and Advances represent the position correctly, these are communicated at the end of each year to the appropriate authorities and to the debtors themselves (where detailed accounts are kept by the Accountant General's Office) for verification and acceptance. Balances of loans and advances as on 31.03.2007 other than balances of loans to Government servants were communicated to all Heads of Departments for acceptance but the acknowledgements regarding acceptance of balances are still awaited*. Some illustrative cases are given in Appendix III. Balances in respect of loans to Government servants for purchase of Motor Conveyances and House Building Advances for the year ended 31st March, 2007 were communicated to Individual loanees for acceptance. Individual balances in respect of Motor conveyances/ House Building Advances relating to Gazetted Officers, which were maintained at Main Office Srinagar, are in the process of reconstruction after the destruction of original records in the fire of March, 1977.

3. Government Account:- Under the system of book-keeping followed in the Government accounts, the amounts booked under revenue, capital heads and other transactions of Government, balances of which are not carried forward from year to year in accounts, are closed to a single head called "Government Account". The balance under this head represents the cumulative result of all such transactions so that after adding thereto the balances under the heads of account relating to Debt, Contingency Fund and Public Account, the closing cash balance at the end of the year may be worked out and proved.

The Government account for 2007-2008 given below will show how net amount at the end of the year has been arrived at:-

Debit (Rupees in thousand)	Details	Credit (Rupees in thousand)
1,99,75,62,85	A- Amount at the debit of the Government Account on 1st April, 2007	
	B- Revenue Receipts	1,31,07,89,91
1,21,89,29,74	C- Expenditure Heads (Revenue Account)	
37,17,02,95	D- Expenditure Heads (Capital account)	
	E- Write off from Heads of Account closing to Balances	65,37
	H- Transfer to Contingency Funds	
	G- Amount at the debit of the Government Account on 31 st March, 2008	2,27,73,40,26
3,58,81,95,54	Total	3,58,81,95,54

* Balances of such loans as on 31-03-2008 are yet to be communicated for acceptance (July, 2008).

PART II

DETAILED ACCOUNTS AND OTHER STATEMENTS

A-REVENUE AND EXPENDITURE
STATEMENT NO. 9
STATEMENT OF REVENUE AND EXPENDITURE UNDER DIFFERENT HEADS
EXPRESSED AS A PERCENTAGE OF TOTAL REVENUE/TOTAL EXPENDITURE

Heads	Amount in lakhs of rupees	Percentage of total revenue	Percentage of total expenditure
(1)	(2)	(3)	(4)
REVENUE-			
A- TAX REVENUE-			
(i) Taxes on Income and Expenditure-			
Corporation Tax	6,25,82.00	4.77	5.13
Taxes on Income other than Corporation Tax	4,20,04.00	3.21	3.45
Total- (i)	10,45,86.00	7.98	8.58
(ii) Taxes on Property and Capital Transactions-			
Land Revenue	9,58.40	0.07	0.08
Stamps and Registration Fees	65,62.63	0.50	0.53
Taxes on Wealth	70.00	0.01	0.01
Total-(ii)	75,91.03	0.58	0.62
(iii) Taxes on Commodities and Services-			
Customs	3,72,72.00	2.84	3.06
Union Excise Duties	3,55,81.00	2.72	2.92
State Excise	2,44,15.45	1.86	2.00
Taxes on Sales, Trades etc.	18,04,81.35	13.77	14.81
Taxes on Vehicles	72,60.40	0.55	0.59
Taxes on Goods and Passengers	2,64,59.09	2.02	2.17
Taxes and Duties on Electricity	93,48.62	0.71	0.77
Service Tax	3,31.68	0.03	0.03
Other Taxes and Duties on Commodities and Services	(-)7.55	*	*
Total-(iii)	32,11,42.04	24.50	26.35
Total-A-Tax Revenue	43,33,19.07	33.06	35.55
B- NON -TAX REVENUE-			
(i) Interest Receipts, Dividends and Profits	65,32.82	0.50	0.54
(ii) General Services	34,28.49	0.26	0.28
(iii) Pensions and Miscellaneous General Services	1,16.08	0.01	0.01
(iv) Social Services	32,99.58	0.25	0.27

* Negligible

STATEMENT NO. 9 (Contd.)

Heads	Amount in lakhs of rupees	Percentage of total revenue	Percentage of total expenditure
(1)	(2)	(3)	(4)
REVENUE-(Concl'd.)			
B- NON -TAX REVENUE-(Concl'd.)			
(v) Economic Services-			
General Economic Services	1,24.81	0.01	0.01
Agriculture and Allied Activities	43,71.93	0.33	0.36
Rural Development	20.54	*	*
Special Areas Programmes	3,26.74	0.03	0.03
Irrigation and Flood Control	5,96.84	0.05	0.05
Energy	71,79.95	0.55	0.59
Industry and Minerals	18,86.14	0.14	0.15
Total- (v)	1,45,06.95	1.11	1.19
Total-B-Non-Tax Revenue	2,78,83.92	2.13	2.29
C- Grants-in-aid and Contributions	84,95,86.92	64.81	69.70
Grand Total- Revenue	1,31,07,89.91	1.00	107.54
EXPENDITURE (Revenue Account)-			
Fiscal Services-			
(i) Collection of Taxes on Property and Capital Transactions-			
Land Revenue	30,71.86	0.24	0.25
Stamps and Registration	13,40.85	0.10	0.11
Collection of other Taxes on Property and Capital Transactions	17.64	*	*
Total-(i)	44,30.35	0.34	0.36
(ii) Collection of Taxes on Commodities and Services-			
State Excise	9,88.33	0.07	0.08
Taxes on Sales, Trades etc.	14,51.62	0.11	0.12
Taxes on Vehicles	3,97.64	0.03	0.03
Other Taxes and Duties on Commodities and Services	80.30	0.01	0.01
Total-(ii)	29,17.89	0.22	0.24
(iii) Other Fiscal Services			
Total-(iii)	62.66	0.01	0.01
Total-Fiscal Services	74,10.90	0.57	0.61
(iv) Interest Payment and Servicing of Debt	24,36,09.50	18.58	19.99
* Negligible			

STATEMENT NO. 9 (Concl.)

Heads	Amount in lakhs of rupees	Percentage of total revenue	Percentage of total expenditure
(1)	(2)	(3)	(4)
EXPENDITURE (Revenue Account)-(Concl.)			
(v) Organs of State	74,98.47	0.57	0.61
(vi) Pensions and Miscellaneous General Services	11,92,99.95	9.10	9.79
(vii) Administrative Services	18,45,39.14	14.08	15.14
(viii) Social Services	28,47,31.35	21.72	23.36
(ix) Economic Services -			
General Economic Services	1,06,16.66	0.81	0.87
Agriculture and Allied Activities	6,61,33.06	5.05	5.42
Rural Development	1,64,15.03	1.25	1.35
Special Areas Programmes	1,79,81.27	1.37	1.47
Irrigation and Flood Control	2,35,54.15	1.80	1.93
Energy	21,81,32.89	16.64	17.90
Industry and Minerals	1,22,87.05	0.94	1.01
Transport	50,24.63	0.38	0.41
Science, Technology and Environment	16,95.69	0.13	0.14
Total- (ix)	37,18,40.43	28.37	30.50
Grand Total Expenditure (Revenue Account)	1,21,89,29.74	92.99	1.00

STATEMENT NO. 10
STATEMENT SHOWING THE DISTRIBUTION BETWEEN
CHARGED AND VOTED EXPENDITURE

Particulars (1)	Actuals for 2007-2008		Total (4)
	Charged (2)	Voted (3)	
	(Rupees in thousand)		
Expenditure Heads (Revenue Account)	24,49,16,75	97,40,12,99	1,21,89,29,74
Expenditure Heads (Capital Account)	4,69	37,16,98,26	37,17,02,95
Disbursements under Public Debt and Loans and Advances (a)	17,66,91,36	38,26,93	18,05,18,29
Total	42,16,12,80	1,34,95,38,18	1,77,11,50,98

(a) The figures have been arrived at
as follows:-

Public Debt-

6003-Internal Debt of the State Government	16,27,67,91	-	16,27,67,91
6004-Loans and Advances from Central Government	1,39,23,45	-	1,39,23,45
Total-Public Debt	17,66,91,36		17,66,91,36

Loans and Advances

		38,26,93	38,26,93
Total	17,66,91,36	38,26,93	18,05,18,29

STATEMENT NO. 11
DETAILED ACCOUNT OF REVENUE BY MINOR HEADS

Heads	Actuals for 2007-2008 (Rupees in thousand)
RECEIPT HEADS - (Revenue Account)	
A- TAX REVENUE* -	
(a) Taxes on Income and Expenditure-	
0020- Corporation Tax-	
901- Share of net Proceeds assigned to States	6,25,82,00
Total-0020	6,25,82,00
0021- Taxes on Income other than Corporation Tax-	
901- Share of net proceeds assigned to States	4,20,04,00
Total-0021	4,20,04,00
Total-(a)-Taxes on Income and Expenditure	10,45,86,00
(b) Taxes on Property and Capital Transactions-	
0029- Land Revenue-	
101- Land Revenue / Tax	7,31,14
103- Rates and Cesses on Land	7,05
800- Other Receipts	2,20,21
Total- 0029	9,58,40
0030- Stamps and Registration Fees-	
01- Stamps-Judicial-	
101- Court Fees realised in Stamps	37,08
102- Sale of Stamps	4,62,89
Total-01	4,99,97
02- Stamps-Non-Judicial-	
102- Sale of Stamps	50,48,20
800- Other Receipts	48
Total-02	50,48,68
03- Registration Fees-	
104- Fees for Registering Documents	10,13,89
800- Other Receipts	9
Total-03	10,13,98
Total-0030	65,62,63
0032- Taxes on Wealth-	
60- Other than Agricultural Land etc	
901- Share of net proceeds assigned to States	70,00
Total-60	70,00
Total-0032	70,00
Total-(b)-Taxes on Property and Capital Transactions	75,91,03
(c) Taxes on Commodities and Services-	
0037- Customs-	
901- Share of net proceeds assigned to States	3,72,72,00
Total-0037	3,72,72,00

* The figures are net after taking into account refunds.

STATEMENT NO. 11 (Contd.)

Heads	Actuals for 2007-2008 (Rupees in thousand)
RECEIPT HEADS – (Revenue Account) (Contd.)	
A- TAX REVENUE -(Concl.)	
(c) Taxes on Commodities and Services-(Concl.)	
0038- Union Excise Duties-	
02- Duties assigned to States-	3,55,81,00
901- Share of net proceeds assigned to States	
Total-02	3,55,81,00
Total-0038	3,55,81,00
0039- State Excise-	
101- Country Spirits	2,22,20,31
103- Malt Liquor	61
104- Liquor	21,94,48
800- Other Receipts	5
Total-0039	2,44,15,45
0040- Taxes on Sales, Trades etc.-	
102- Receipts under State Sales Tax Act	18,01,61,42
104- Surcharge on Sales Tax	3,19,51
800- Other Receipts	42
Total-0040	18,04,81,35
0041- Taxes on Vehicles-	
102- Receipts under the State Motor Vehicles Taxation Act	71,68,67
800- Other Receipts	91,73
Total-0041	72,60,40
0042- Taxes on Goods and Passengers-	
102- Tolls on Roads	2,56,45,58
103- Tax collections (Passenger Tax)	8,12,51
800- Other Receipts	1,00
Total-0042	2,64,59,09
0043- Taxes and Duties on Electricity-	
101- Taxes on Consumption and Sale of Electricity	93,38,14
800- Other Receipts	10,48
Total-0043	93,48,62
0044- Service Tax-	
111- Tax from Contractors	3,31,68
Total-0044	3,31,68
0045- Other Taxes and Duties on Commodities and Services-	
101- Entertainment Tax	24
800- Other Receipts	21
901- Share of net proceeds assigned to States	(-) 8,00 *
Total-0045	(-) 7,55
Total-(c)-Taxes on Commodities and Services	32,11,42,04
Total-A-Tax Revenue	43,33,19,07

* Minus receipt is due to adjustment of excess shares of previous years deducted at source from fresh releases by Government of India.

STATEMENT NO. 11 (Contd.)

Heads	Actuals for 2007-2008 (Rupees in thousand)
RECEIPT HEADS - (Revenue Account) (Contd.)	
B- NON-TAX REVENUE-	
(b) Interest Receipts, Dividends and Profits-	
0049- Interest Receipts-	
04- Interest Receipts of State / Union Territory Governments-	
103- Interest from Departmental Commercial Undertakings	1,37,37
107- Interest from Cultivators	7
190- Interest from Public Sector and other Undertakings	12,34
800- Other Receipts	34,18,91
900- Deduct Refunds	(-)3
Total-04	35,68,66
Total-0049	35,68,66
0050- Dividends and Profits-	
200- Dividends from Other Investments	29,64,16
Total-0050	29,64,16
Total-(b)-Interest Receipts, Dividends and Profits	65,32,82
(c) Other Non-Tax Revenue -	
(i) General Services-	
0051- Public Service Commission-	
105- State Public Service Commission- Examination fee	8
Total-0051	8
0055- Police-	
103- Fees, Fines and Forfeitures	1,76,40
104- Receipts under Arms Act	23,48
800- Other Receipts	2,21,49
Total-0055	4,21,37
0056- Jails-	
102- Sale of Jail Manufactures	5,97
800- Other Receipts	4,04
Total-0056	10,01
0058- Stationery and Printing -	
101- Stationery Receipts	4,35,03
102- Sale of Gazettes etc.	2,27
200- Other Press Receipts	1,49
Total-0058	4,38,79

STATEMENT NO. 11 (Contd.)

Heads	Actuals for 2007-2008 (Rupees in thousand)
RECEIPT HEADS - (Revenue Account) (Contd.)	
B- NON-TAX REVENUE-(Contd.)	
(c) Other Non-Tax Revenue-(Contd.)	
(i) General Services-(Contd.)	
0059- Public Works-	
01- Office Buildings-	
011- Rents	6,10
102- Hire Charges of Machinery and Equipment	71,21
800- Other Receipts	2,49,37
Total-01	3,26,68
60- Other Buildings-	
103- Recovery of Percentage Charges	3
800- Other Receipts	13,53
Total-60	13,56
80- General-	
011- Rents	67,78
102- Hire Charges of Machinery and Equipment	3,11,55
103- Recovery of Percentage Charges	4
800- Other Receipts	9,24,34
Total-80	13,03,71
Total 0059	16,43,95
0070- Other Administrative Services-	
01- Administration of Justice-	
102- Fines and Forfeitures	7,86,61
501- Services and Service Fees	1,68
800- Other Receipts	4,96
Total-01	7,93,25
02- Elections-	
101- Sale Proceeds of Election Forms and Documents	1
800- Other Receipts	11
Total-02	12
60- Other Services-	
109- Fire Protection and Control	47,28
800- Other Receipts	73,64
Total-60	1,20,92
Total-0070	9,14,29
0071- Contributions and Recoveries towards Pension and other Retirement Benefits-	
01- Civil-	
101- Subscriptions and Contributions	61,56
800- Other Receipts	1,42
Total-01	62,98
Total-0071	62,98

STATEMENT NO. 11 (Contd.)

Heads	Actuals for 2007-2008 (Rupees in thousand)
RECEIPT HEADS - (Revenue Account) (Contd.)	
B- NON-TAX REVENUE-(Contd.)	
(c) Other Non-Tax Revenue-(Contd.)	
(i) General Services-(Concl.)	
0075- Miscellaneous General Services-	
101- Unclaimed Deposits	3,18
800- Other Receipts	49,92
Total-0075	53,10
Total-(i)-General Services	35,44,57
(ii) Social Services-	
0202- Education, Sports, Art and Culture-	
01- General Education-	
101- Elementary Education-	
Admission Fees and other Fees	1,24,53
102- Secondary Education-	
Admission Fees and other Fees	15,79
103- University and Higher Education-	
Admission Fees and other Fees	8,64
800- Other Receipts	94
Total-01	1,49,90
02- Technical Education-	
101- Tuition and other Fees	33
800- Other Receipts	2,13
Total-02	2,46
04- Art and Culture	
101- Archives and Museums	12
800- Other Receipts	8
Total-04	20
Total-0202	1,52,56
0210- Medical and Public Health-	
01- Urban Health Services-	
020- Receipts from Patients for Hospital and Dispensary Services	2,15,62
104- Medical Store Depots	43,93
800- Other Receipts	90,43
Total-01	3,49,98
02- Rural Health Services-	
101- Receipts/Contributions from Patients and Others	93,49
800- Other Receipts	1,09,25
Total-02	2,02,74
03- Medical Education, Training & Research-	
101- Ayurveda	1,14
102- Homeopathy	72
105- Allopathy	3,32,11
Total -03	3,33,97

STATEMENT NO. 11 (Contd.)

Heads	Actuals for 2007-2008 (Rupees in thousand)
RECEIPT HEADS - (Revenue Account) (Contd.)	
B- NON-TAX REVENUE-(Contd.)	
(c) Other Non-Tax Revenue-(Contd.)	
(ii) Social Services-(Contd.)	
04- Public Health-	
104- Fees and Fines etc.	3,76,08
105- Receipts from Public Health Laboratories	3
800- Other Receipts	10,71
Total-04	3,86,82
80- General-	
101- Fees for Issue of Certificates under WHO-GMP Schemes.	1,76
800- Other Receipts	46,23
900- Deduct Refunds	(-)10
Total-80	47,89
Total-0210	13,21,40
0211- Family Welfare-	
800- Other Receipts	32
Total-0211	32
0215- Water Supply and Sanitation-	
01- Water Supply-	
102- Receipts from Rural Water Supply Schemes	6,35,41
103- Receipts from Urban Water Supply Schemes	1,27,22
104- Fees, Fines etc	78,24
800- Other Receipts	4,47,86
Total-01	12,88,73
02- Sewerage & Sanitation-	
800- Other Receipts	75,71
Total-02	75,71
Total-0215	13,64,44
0216- Housing-	
01- Government Residential Buildings-	
106- General Pool Accommodation	2,92
700- Other Housing	88,82
Total-01	91,74
02- Urban Housing-	
800- Other Receipts	17,35
Total-02	17,35
03- Rural Housing-	
800- Other Receipts	2,71
Total-03	2,71
80- General-	
800- Other Receipts	2,40
Total-80	2,40
Total-0216	1,14,20

STATEMENT NO. 11 (Contd.)

Heads	Actuals for 2007-2008 (Rupees in thousand)
RECEIPT HEADS - (Revenue Account) (Contd.)	
B- NON-TAX REVENUE-(Contd.)	
(c) Other Non-Tax Revenue-(Contd.)	
(ii) Social Services-(Concl.)	
0217- Urban Development-	
03- Integrated Development of Small and Medium Towns	
800- Other Receipts	4
Total-03	4
60- Others Urban Development Schemes-	
191- Receipt from Municipalities.	2,19
800- Other Receipts	1,97
Total-60	4,16
Total-0217	4,20
0220- Information and Publicity-	
60- Others-	
113- Receipts from other publications	3
800- Other Receipts	1,39
Total-60	1,42
Total-0220	1,42
0230- Labour and Employment-	
101- Receipts under Labour Laws	1,20,38
102- Fee for Registration of Trade Unions	17
103- Fees for Inspection of Steam Boilers	9
104- Fees realised under Factory's Act	16,46
800- Other Receipts	1
Total-0230	1,37,11
0235- Social Security and Welfare -	
60- Other Social Security and Welfare Programmes-	
800- Other Receipts	2,00,06
Total-60	2,00,06
Total-0235	2,00,06
0250- Other Social Services-	
800- Other Receipts	3,87
Total-0250	3,87
Total-(ii)-Social Services	32,99,58
(iii) Economic Services-	
0401- Crop Husbandry-	
103- Seeds	2,99,54
800- Other Receipts	1,52,80
Total-0401	4,52,34

STATEMENT NO. 11 (Contd.)

Heads	Actuals for 2007-2008 (Rupees in thousand)
RECEIPT HEADS - (Revenue Account) (Contd.)	
B- NON-TAX REVENUE-(Contd.)	
(c) Other Non-Tax Revenue-(Contd.)	
(iii) Economic Services-(Contd.)	
0403- Animal Husbandry-	
102- Receipts from Cattle and Buffalo Development	2,76,53
103- Receipts from Poultry Development	34,44
104- Receipts from Sheep and Wool Development	1,53,63
106- Receipts from Fodder and Feed Development	53
800- Other Receipts	93
Total-0403	4,66,06
0405- Fisheries-	
011- Rents	14
102- License Fees, Fines etc.	77,97
103- Sale of Fish, Seeds etc.	55,48
800- Other Receipts	75,30
Total-0405	2,08,89
0406- Forestry and Wild Life-	
01- Forestry-	
101- Sale of Timber and other Forest Produce	21,89,48
102- Receipts from Social and Farm Forestry's	1,27
800- Other Receipts	1,67,60
Total-01	23,58,35
02- Environmental Forestry and Wild Life-	
112- Public Gardens	2,74,25
800- Other Receipts	5,87,14
Total-02	8,61,39
Total-0406	32,19,74
0408- Food Storage and Warehousing-	
101- Food	3
102- Storage and Warehousing	3,78
800- Other Receipts	16
Total-0408	3,97
0425- Cooperation-	
101- Audit Fees	2,92
800- Other Receipts	14,01
Total-0425	16,93
0435- Other Agricultural Programmes-	
102- Fees for Quality Control Grading of Agricultural Products	3,04
800- Other Receipts	85
Total-0435	3,89

STATEMENT NO. 11 (Contd.)

Heads	Actuals for 2007-2008 (Rupees in thousand)
RECEIPT HEADS - (Revenue Account) (Contd.)	
B- NON-TAX REVENUE- (Contd.)	
(c) Other Non-Tax Revenue-(Contd.)	
(iii) Economic Services-(Contd.)	
0506- Land Reforms-	
800- Other Receipts	10
Total-0506	10
0515- Other Rural Development Programmes-	
102- Receipts from Community Development Projects	8,40
800- Other Receipts	12,14
Total-0515	20,54
0575- Other Special Areas Programmes-	
02- Backward Areas-	
255- Police	24
259- Public Works	12,61
313- Forestry and Wild life	2,61
334- Power Projects	12,01
Total-02	27,47
04- Ladakh Autonomous Hill Development Council-	
113- Receipts creditable to Consolidated Fund	1,00,02
Total-04	1,00,02
60- Others-	
800- Other Receipts	1,99,25
Total-60	1,99,25
Total-0575	3,26,74
0701- Major and Medium Irrigation-	
01- Major Irrigation-Commercial-	
601- Ranbir Canal	19,36
602- Pratap Canal	1,01
603- Kathua Feeder Channel	6,44
619- Martand Canal	2,02
631- Ahizi Canal	80
632- Zainagir Canal	2,64
800- Other Receipts	7,92
Total-01	40,19
80- General-	
800- Other Receipts	45,39
Total-80	45,39
Total-0701	85,58
0702- Minor Irrigation-	
01- Surface Water-	
800- Other Receipts	28,38
Total-01	28,38

STATEMENT NO. 11 (Contd.)

Heads	Actuals for 2007-2008 (Rupees in thousand)
RECEIPT HEADS - (Revenue Account) (Contd.)	
B- NON-TAX REVENUE- (Contd.)	
(c) Other Non-Tax Revenue-(Contd.)	
(iii) Economic Services-(Contd.)	
0702- Minor Irrigation- (Concl.)	
03 Command Area Development	
800- Other Receipts	42,54
Total-03	42,54
04 Flood Control-	
800- Other Receipts	11,66
Total-04	11,66
80- General-	
800- Other Receipts	4,28,68
Total-80	4,28,68
Total-0702	5,11,26
0801- Power-	
05- Transmission and Distribution-	
800- Other Receipts	22,04,45
900- Deduct Refunds	(-)5,29,13,41 *
Total-05	(-)5,07,08,96
06- Rural Electrification-	
800- Other Receipts	1,07,30,65
Total-06	1,07,30,65
80- General-	
800- Other Receipts	4,71,58,26
Total-80	4,71,58,26
Total -0801	71,79,95
0851- Village and Small Industries-	
101- Industrial Estates	25,39
102- Small Scale Industries	14,41
103- Handloom Industries	11,94
104- Handicraft Industries	53,03
107- Sericulture Industries	1,11,46
800- Other Receipts	25,56
Total-0851	2,41,79
0852- Industries-	
80- General-	
800- Other Receipts	89
Total-80	89
Total-0852	89

* Represents rectification of misclassified amount of Rs.5,66,14,61 thousand during the year 2006-2007. However, does not include an amount of Rs. 37,01,20 thousand pertaining to Major Head 0043-"Taxes and Duties on Electricity" not requiring any rectification after closure of Accounts.

STATEMENT NO. 11 (Contd.)

Heads	Actuals for 2007-2008 (Rupees in thousand)	
RECEIPT HEADS – (Revenue Account) (Contd.)		
B- NON-TAX REVENUE- (Concl.)		
(c) Other Non-Tax Revenue-(Concl.)		
(iii) Economic Services-(Concl.)		
0853- Non-Ferrous Mining and Metallurgical Industries-		
102- Mineral Concession Fees, Rents and Royalties		16,22,56
800- Other Receipts		20,91
	Total-0853	16,43,47
1452- Tourism-		
103- Receipts from Tourist Transport		18
105- Rent and Catering Receipts		10,62
800- Other Receipts		60,31
	Total-1452	71,11
1475- Other General Economic Services-		
012- Statistics		16
106- Fees for Stamping Weights and Measures		53,46
800- Other Receipts		8
	Total-1475	53,70
	Total-(iii)-Economic Services	1,45,06,95
	Total-(c)-Other Non-Tax Revenue	2,13,51,10
	Total-B-Non-Tax Revenue	2,78,83,92
C- GRANTS-IN-AID AND CONTRIBUTIONS -		
1601- Grants-in-aid from Central Government-		
01- Non-Plan Grants-		
104- Grants under the Proviso to Art. 275(I) of the Constitution	26,15,79,00	#
106- Grants from Central Road Fund	1,11,13,00	
109- Grants towards Contribution to Calamity Relief Fund	68,68,00	#
800- Other Grants-		
Natural Calamity Contingency Fund	13,51,00	
Relief and Rehabilitation	56,39,22	
Maintenance of Prisons	6,47,58	
Modernization of Police Force	77,85,53	
Security Related Expenditure	89,66,02	
	Total 01	30,39,49,35
02- Grants for State Plan Schemes-		
101- Block Grants-		
Special Plan Assistance	9,29,69,00	
Additional Central Assistance for other Projects		
Special Central Assistance for Border Area Development Programme	75,83,00	
Special Central Assistance for Baghlair Project	62,10,00	
Special Central Assistance for Power Reforms.	15,30,00,00	*

Rs.26,84,47,00 thousand released as Grants-in-aid under the Proviso to Article 275(1) of the Constitution, out of which Rs.68,68,00 thousand relates to Calamity Relief Fund Classified under Minor Head 109-Grants towards contribution to Calamity Relief Fund.

* Please see footnote at page No. 67 (Statement No.11).

STATEMENT NO. 11 (Contd.)

Heads		Actuals for 2007-2008 (Rupees in thousand)
RECEIPT HEADS – (Revenue Account) (Contd.)		
C- GRANTS-IN-AID AND CONTRIBUTIONS –(Contd.)		
1601-	Grants-in-aid from Central Government-(Contd.)	
02-	Grants for State Plan Schemes- (Concl.)	
101-	Block Grants- (Concl.)	
	Special Plan Assistance for Earthquake affected Areas	1,46,58,00
	E-Governance Action Plan (NEGAP)	3,43,70
	Nutrition Programme for Adolescent Girls	69,15
	Normal Central Assistance	15,83,83,98
	Assistance for Externally Aided Projects	91,27,49
	National Social Assistance Programme i.e Annapurana	18,02,52 *
	Accelerated Power Development Reforms Programme	85,71,00
	Accelerated Irrigation Benefits Programme	2,16,19,51 *
	Jawahar Lal Nehru National Urban Renewal Mission	2,34,35,29 *
	Total-101	49,77,72,64 *
104-	Grants under Provision to Article 275 (I) of the Constitution	2,86,61
800-	Tribal Sub Plan	9,56,24
	Total-02	49,90,15,49
03-	Grants for Central Plan Schemes-	
800-	Other Grants-	
	Agriculture Census	44,31
	Seed Infrastructure Facilities	1,70,59
	Art and Culture	12,87
	Improvement of Agriculture Statistics.	15,79
	Live Stock Products	73
	Management of Wullar Wet Land	41,00
	Conducting of Live Stock Census	75,00
	National Iodine Deficiency Disease Control Programme	9,38
	Vocational Training Centres in Tribal Areas.	6,75
	National Project of Organic Farming	1,06,30
	Development of Sports and Games	90,00
	Total-03	5,72,72
04-	Grants for Centrally Sponsored Plan Schemes-	
	<i>Ministry of Health and Family Welfare-</i>	
	Medical Benefit Schemes	36,68
	Family Welfare Programme	21,84,25
	Prevention and Control of Diseases	42,50

* Includes Rs.4,72,54,87 thousand released by Government of India on 31st March 2007. Out of this, Rs.3,60,00,00 thousand Special Central Assistance to Power Reforms was misclassified under Major Head "8782-Cash Remittances" during 2006-07. The remaining amount of Rs.1,12,54,87 thousand [Rs.93,87 thousand to National Social Assistance Programme i.e. Annapurna, Rs.10,61,00 thousand to Accelerated Irrigation Benefit Programme and Rs. 1,01,00,00 thousand to Jawahar Lal Nehru National Urban Renewal Mission (JLNNURM)] has been credited by the Bank in April 2007. Further, out of total amount of Rs.45,43,48,11 thousand released by the Government of India during 2007-2008, an amount of Rs.38,30,34 thousand (Rs.30,00,00 thousand, Border Area Development Programme-BADP, Rs.1,55,34 thousand, National Social Assistance Programme i.e. Annapurna- NSAP & Rs.6,75,00 thousand, Accelerated Irrigation Benefits Programme- AIBP) released on 31.03.2008 has not been credited by the bank during 2007-2008.

STATEMENT NO. 11 (Contd.)

Heads	Actuals for 2007-2008 (Rupees in thousand)	
RECEIPT HEADS - (Revenue Account) (Contd.)		
C- GRANTS-IN-AID AND CONTRIBUTIONS -(Contd.)		
1601-	Grants-in-aid from Central Government-(Contd.)	
04-	Grants for Centrally Sponsored Plan Schemes-(Contd.)	
	<i>Ministry of Urban Development-</i>	
	Integrated Development of Small and Medium Towns	1,08,19
	<i>Ministry of Human Resources-</i>	
	Integrated Child Development Schemes	19,54,34
	Strengthening of Teacher's Training Institutions	11,58,98
	Information Technology in Schools.	5,70,06
	Swayamsidha	36,85
	Mid Day Meals	40,12,61
	<i>Ministry of Agriculture-</i>	
	Oil Seed Production Programme	75,00
	Poultry Development Schemes	4,13,59
	Control of Animal Disease.	2,00,00
	Improvement of Crop Statistics.	14,50
	Macro Management on Agriculture	16,39,23
	<i>Ministry of Defence-</i>	
	Social Security for Maintenance of Zila Sainik Boards	1,99,19
	<i>Ministry of Energy-</i>	
	Awareness Information Publicity	13,19
	<i>Ministry of Law and Justice-</i>	
	Administration of Justice (Court Complex)	61,93
	Fisheries Training and Extension	29,92
	<i>Ministry of Rural Development-</i>	
	Accelerated Water Supply Scheme	1,66,01,32
	Command Area Development Programme	7,77,61
	<i>Ministry of Consumer Affairs-</i>	
	Construction of Godowns	1,12,00
	<i>Ministry of Environment and Forests-</i>	
	Management of Hoskerwet Land.	31,00
	<i>Ministry of Rural Area and Employment-</i>	
	Accelerated Urban Water Supply, Programme	85,07
	Rajiv Gandhi Mission for Drinking Water	85,07
	<i>Ministry of Water Resources Development-</i>	
	Minor Irrigation Statistics	27,80

STATEMENT NO. 11 (Concl.)

Heads	Actuals for 2007-2008 (Rupees in thousand)
RECEIPT HEADS – (Revenue Account) (Concl.)	
C- GRANTS-IN-AID AND CONTRIBUTIONS –(Concl.)	
1601- Grants-in-aid from Central Government-(Concl.)	
04- Grants for Centrally Sponsored Plan Schemes-(Concl.)	
<i>Ministry of Women and Child Development-</i>	
Integrated Child Development Scheme	79,80,41
<i>Ministry of Panchayati Raj</i>	
Assistance for Backward Regions Grant Fund	15,30,00
<i>Ministry of Communication-</i>	
C I C Projects	1,78,20
<i>Ministry of Railways-</i>	
Construction of Railway Tracks.	43,00,00
<i>Ministry of Welfare-</i>	
Welfare of SC Education	1,00,00
Hostels for OBC (Boys and Girls)	1,00,00
Welfare of Schedule Caste/Tribe	1,68,36
Post Matric Scholarship to SC students	2,39,04
<i>Ministry of Environment and Forestry-</i>	
National Parks and Sanctuaries	2,67,54
<i>Ministry of Labour-</i>	
Modernization of Industrial Training Institute	8,00,00
Total-04	4,60,49,36
Total-1601	84,95,86,92
Total-C-Grants-in-aid and Contributions	84,95,86,92
Grand Total-Receipt Heads (Revenue Account)	1,31,07,89,91

STATEMENT NO. 12
DETAILED ACCOUNT OF EXPENDITURE BY MINOR HEADS
Figures in *italics* represent charged expenditure

Heads (1)	Actuals for 2007-2008			Total (4)
	Non-Plan (2)	Plan (3)		
(Rupees in thousand)				
EXPENDITURE HEADS-				
(Revenue Account)				
A- GENERAL SERVICES-				
(a) Organs of State-				
2011- Parliament/State/Union Territory Legislatures-				
02- State/Union Territory Legislatures-				
101- Legislative Assembly	4,42,06	-		4,67,98
	<i>25,92</i>	-		
102- Legislative Council	1,90,60	-		2,04,30
	<i>13,70</i>	-		
103- Legislative Secretariat	9,87,27	-		9,87,27
Total-02	16,19,93	-		16,59,55
	<i>39,62</i>	-		
Total-2011	16,19,93	-		16,59,55 *
	<i>39,62</i>	-		
2012- President, Vice President/ Governor/ Administrator of Union Territories-				
03- Governor/Administrator of Union Territories-				
090- Secretariat	2,63,03	-		2,63,03
Total-03	2,63,03	-		2,63,03
Total-2012	2,63,03	-		2,63,03
2013- Council of Ministers-				
101- Salary of Ministers and Deputy Ministers				
	2,81,72	4,79		2,86,51
Total-2013	2,81,72	4,79		2,86,51

* Includes Rs.1,50 thousand as Grants-in-aid paid to All India Presiding Officers Conference Lok Sabha, New Delhi and Rs.4,00 thousand paid to Common Wealth Association, London.

STATEMENT NO. 12 (Contd.)

Heads (1)	Actuals for 2007-2008		
	Non-Plan (2)	Plan (3)	Total (4)
(Rupees in thousand)			
EXPENDITURE HEADS-			
(Revenue Account)(Contd.)			
A- GENERAL SERVICES-			
(Contd.)			
(a) Organs of State-(Concl.)			
2014- Administration of Justice-			
102- High Courts	4,93,42	-	12,16,77
	7,23,35		
103- Special Courts	2,14,38	25,00	2,39,38
105- Civil and Session Courts	29,83,67	-	29,83,67
106- Small Causes Courts	39,71	-	39,71
108- Criminal Court	1,64	-	1,64
114- Legal Advisors and Counsels	2,99,46	-	2,99,46
116- State Administrative Tribunal	82,98	-	82,98
Total-2014	41,15,26	25,00	48,63,61 *
	7,23,35		
2015- Elections-			
102- Electoral Officers	4,25,77	-	4,25,77
Total-2015	4,25,77	-	4,25,77
Total-(a)-Organs of State	64,42,68	29,79	74,98,47
	10,26,00		
(b) Fiscal Services-			
(ii) Collection of Taxes on			
Property and Capital			
Transactions-			
2029- Land Revenue-			
001- Direction and Administration	28	-	28
101- Collection Charges	28,18,40	1,07	28,19,47
103- Land Records	75,71	6	75,77
104- Management of Government Estates	79,05	-	79,05
800- Other Expenditure	97,29	-	97,29
Total-2029	30,70,73	1,13	30,71,86

* Includes Rs.2,25,50 thousand and Rs. 70 thousand paid as Grants-in-aid to Jammu & Kashmir State Legal Service Authority and different Bar Associations respectively.

STATEMENT NO. 12 (Contd.)

Heads (1)	Actuals for 2007-2008		
	Non-Plan (2)	Plan (3)	Total (4)
(Rupees in thousand)			
EXPENDITURE HEADS-			
(Revenue Account)(Contd.)			
A- GENERAL SERVICES-			
(Contd.)			
(b) Fiscal Services- (Contd.)			
(ii) Collection of Taxes on			
Property and Capital			
Transactions-(Concl.)			
2030- Stamps and Registration-			
01- Stamps-Judicial-			
001- Direction and Administration	11,56,80	-	11,56,80
101- Cost of Stamps	34,65	-	34,65
102- Expenses on Sale of Stamps	1,07	-	1,07
Total-01	11,92,52	-	11,92,52
02- Stamps Non-Judicial-			
102- Expenses on Sale of Stamps	1,27,29	-	1,27,29
Total-02	1,27,29	-	1,27,29
03- Registration-			
001- Direction and Administration	21,04	-	21,04
Total-03	21,04	-	21,04
Total-2030	13,40,85	-	13,40,85
2035- Collection of other Taxes on			
Property and Capital			
Transactions-			
101- Taxes on Immovable Property			
other than Agricultural Land	17,64	-	17,64
Total-2035	17,64	-	17,64
Total - (ii) - Collection of Taxes on			
Property and Capital			
Transactions	44,29,22	1,13	44,30,35
(iii) Collection of Taxes on			
Commodities and Services-			
2039- State Excise-			
001- Direction and Administration	9,42,80	5,54	9,48,34
800- Other Expenditure	39,99	-	39,99
Total-2039	9,82,79	5,54	9,88,33

STATEMENT NO. 12 (Contd.)

Heads (1)	Actuals for 2007-2008		
	Non-Plan (2)	Plan (3)	Total (4)
(Rupees in thousand)			
EXPENDITURE HEADS-			
(Revenue Account)(Contd.)			
A- GENERAL SERVICES-			
(Contd.)			
(b) Fiscal Services-(Concl.)			
(iii) Collection of Taxes on			
Commodities and Services-			
(Concl.)			
2040- Taxes on Sales, Trade etc.-			
001- Direction and Administration	13,25,52	53	13,26,05
101- Collection Charges	71,09	-	71,09
800- Other Expenditure	54,48	-	54,48
Total-2040	14,51,09	53	14,51,62
2041- Taxes on Vehicles-			
001- Direction and Administration	3,75,84	-	3,75,84
800- Other Expenditure	21,80	-	21,80
Total-2041	3,97,64	-	3,97,64
2045- Other Taxes and Duties on			
Commodities and Services-			
101- Collection Charges -			
Entertainment Tax	44,54	-	44,54
104- Collection Charges-Taxes on			
Goods and Passengers	35,76	-	35,76
Total-2045	80,30	-	80,30
Total-(iii)-Collection of Taxes on			
Commodities and Services			
	29,11,82	6,07	29,17,89
(iv) Other Fiscal Services-			
2047- Other Fiscal Services-			
103- Promotion of Small Savings	62,66	-	62,66
Total-2047	62,66	-	62,66
Total-(iv)-Other Fiscal Services			
	62,66	-	62,66
Total-(b)-Fiscal Services			
	74,03,70	7,20	74,10,90
(c) Interest Payments and			
Servicing of Debt-			
2048- Appropriation for reduction or			
avoidance of Debt-			
200- Other Appropriations	1,00,00	-	1,00,00
Total-2048	1,00,00	-	1,00,00

STATEMENT NO. 12 (Contd.)

Heads (1)	Actuals for 2007-2008		
	Non-Plan (2)	Plan (3)	Total (4)
(Rupees in thousand)			
EXPENDITURE HEADS-			
(Revenue Account)(Contd.)			
A- GENERAL SERVICES-(Contd.)			
(c) Interest Payments and Servicing of Debt-(Concl.)			
2049- Interest Payments-			
01- Interest on Internal Debt-			
101- Interest on Market Loans	2,21,02,96	-	2,21,02,96
123- Interest on Special Securities issued to National Small Saving Fund of the Central Government by State Government	79,40,84	-	79,40,84
200- Interest on Other Internal Debts	16,50,11,41	-	16,50,11,41
Total -01	19,50,55,21	-	19,50,55,21
03- Interest on Small Savings Provident Funds etc-			
104- Interest on State Provident Funds	2,49,75,10	-	2,49,75,10
108- Interest on Insurance and Pension Fund	1,85,04	-	1,85,04
109- Interest on Special Deposits and Accounts	2,19,68	-	2,19,68
Total-03	2,53,79,82	-	2,53,79,82
04- Interest on Loans and Advances from Central Government-			
101- Interest on Loans for State/Union Territory Plan Schemes	1,92,16,66	-	1,92,16,66
104- Interest on Loans for Non-Plan Schemes	11,94,25	-	11,94,25
107- Interest on Pre-1984-85 Loans	7,24,71	-	7,24,71
Total-04	2,11,35,62	-	2,11,35,62
60- Interest on Other Obligations-			
701- Miscellaneous	19,38,85	-	19,38,85
Total-60	19,38,85	-	19,38,85
Total-2049	24,35,09,50	-	24,35,09,50
Total - (c) - Interest Payments and Servicing of Debt	1,00,00	-	24,36,09,50
	24,35,09,50		

STATEMENT NO. 12 (Contd.)

Heads (1)	Actuals for 2007-2008		
	Non-Plan (2)	Plan (3)	Total (4)
(Rupees in thousand)			
EXPENDITURE HEADS-			
(Revenue Account)(Contd.)			
A- GENERAL SERVICES-			
(Contd.)			
(d) Administrative Services-			
2051- Public Service Commission-			
102- State Public Service Commission	2,96,88	-	2,96,88
Total-2051	2,96,88	-	2,96,88
2052- Secretariat-General Services-			
090- Secretariat	17,10,06	4,89	17,14,95
092- Other Offices	5,10,52	1,03	5,11,55
Total-2052	22,20,58	5,92	22,26,50*
2053- District Administration-			
093- District Establishments	6,18,29	5,17,16	11,35,45
094- Other Establishments	9,48,29	13,69	9,61,98
101- Commissioners	21,59,96	32	21,60,28
Total-2053	37,26,54	5,31,17	42,57,71
2054- Treasury and Accounts Administration-			
003- Training	25	-	25
095- Directorate of Accounts and Treasuries	26,84,64	43,58	27,28,22
097- Treasury Establishment	68	-	68
098- Local Fund Audit	5,58	-	5,58
800- Other Expenditure	12,29,13	96,28	13,25,41
Total-2054	39,20,28	1,39,86	40,60,14
2055- Police-			
001- Direction and Administration	6,92,35,68 46,91	2,40,21	6,95,22,80
101- Criminal Investigation and Vigilance	25,11,47	-	25,11,47

* Includes Rs.7,00 thousand and Rs.5,00 thousand as Grants-in-aid paid to Institute of Management and Public Administration(IMPA) and J&K Red Cross Society respectively.

STATEMENT NO. 12 (Contd.)

Heads (1)	Actuals for 2007-2008		
	Non-Plan (2)	Plan (3)	Total (4)
(Rupees in thousand)			
EXPENDITURE HEADS-			
(Revenue Account)(Contd.)			
A- GENERAL SERVICES-(Contd.)			
(d) Administrative Services-(Contd.)			
2055- Police-(Concl'd)			
104- Special Police	64,03,67	-	64,03,67
109- District Police	95,50,54	22	95,50,76
115- Modernization of Police Force	21,79,67	-	21,79,67
116- Forensic Science	3,24,00	-	3,24,00
117- Internal Security	4,36,63,98	50,16,09	4,86,80,07
Total-2055	13,38,69,01	52,56,52	13,91,72,44
	<u>46,91</u>		
2056- Jails-			
001- Direction and Administration	17,80,43	8	17,80,51
800- Other Expenditure	1,79,42	2,84,34	4,63,76
Total-2056	19,59,85	2,84,42	22,44,27
2058- Stationery and Printing-			
001- Direction and Administration	2,99,52	33,09	3,32,61
101- Purchase and Supply of Stationery Stores	1,74,88	6,25	1,81,13
103- Government Presses	11,14,64	3,63	11,18,27
104- Cost of Printing by Other Sources	44	-	44
Total-2058	15,89,48	42,97	16,32,45
2059- Public Works-			
80- General-			
001- Direction and Administration	1,93,54,75	2,65	1,93,57,40
052- Machinery and Equipment	8,44	-	8,44
053- Maintenance and Repairs	95,01	-	95,01
799- Suspense	(-)8,87,37	-	(-) 8,87,37
Total-80	1,85,70,83	2,65	1,85,73,48
Total-2059	1,85,70,83	2,65	1,85,73,48 *

* Includes Rs. 28 thousand as Grants-in-aid paid to Indian Road Congress, New Delhi.

STATEMENT NO. 12 (Contd.)

Heads (1)	Actuals for 2007-2008		
	Non-Plan (2)	Plan (3)	Total (4)
(Rupees in thousand)			
EXPENDITURE HEADS-			
(Revenue Account)(Contd.)			
A- GENERAL SERVICES-(Contd.)			
(d) Administrative Services-(Concl.)			
2070- Other Administrative Services-			
104- Vigilance	7,63,72	-	7,63,72
105- Special Commission of Enquiry	2,72,80	-	2,72,80
106- Civil Defence	2,62,97	-	2,62,97
107- Home Guards	24,12,56	93	24,13,49
108- Fire Protection and Control	53,33,31	1,35	53,34,66
114- Purchase and Maintenance of Transport	11,05,77	33	11,06,85
	75		
800- Other Expenditure	19,19,86	92	19,20,78
Total-2070	1,20,70,99	3,53	1,20,75,27 *
	75		
Total-(d)-Administrative Services	17,79,27,56	62,67,04	18,45,39,14
	3,44,54		
(e) Pensions and Miscellaneous General Services-			
2071- Pension and other Retirement Benefits-			
01- Civil-			
101- Superannuation and Retirement Allowances			
	6,80,90,96	-	6,80,90,96
102- Commuted Value of Pensions	1,80,67,87	-	1,80,67,87
104- Gratuities	1,75,73,12	-	1,75,73,12
105- Family Pensions	71,86,59	-	71,86,59
106- Pensionary Charges in respect of High Court Judges.	26,83	-	26,83
111- Pensions to Legislators	2,02,87	-	2,02,87
115- Leave Encashment	81,47,45	-	81,47,45
Total-01	11,92,68,86	-	11,92,95,69
	26,83		
Total-2071	11,92,68,86	-	11,92,95,69 #
	26,83		

* Includes Rs.4,29,06 thousand paid as Grants -in-aid to Institute of Management and Public Administration. (IMPA).

Includes Superannuation/Family pension to 1,27,494 State Government Pensioners.

STATEMENT NO. 12 (Contd.)

Heads (1)	Actuals for 2007-2008		
	Non-Plan (2)	Plan (3)	Total (4)
(Rupees in thousand)			
EXPENDITURE HEADS-			
(Revenue Account)(Contd.)			
A- GENERAL SERVICES-(Concl.)			
(e) Pensions and Miscellaneous			
General Services-(Concl.)			
2075- Miscellaneous General Services-			
103- State Lotteries	3,50	-	3,50
104- Pension and Awards in consideration of Distinguished services	76	-	76
Total-2075	4,26	-	4,26
Total-(e)-Pensions and Miscellaneous General Services	11,92,73,12	-	11,92,99,95
Total-A-General Services	31,11,47,06	63,04,03	56,23,57,96
	24,49,06,87		
B-SOCIAL SERVICES-			
(a) Education, Sports, Art and Culture-			
2202- General Education-			
01- Elementary Education-			
053- Maintenance of Buildings	18,07	-	18,07
101- Government Primary Schools	3,44,69,51	1,01,94,20	4,46,63,71
102- Assistance to Non-Government Primary Schools	4	-	4
104- Inspection	19,69,73	39,31	20,09,04
107- Teacher's Training	9,37,50	2,37,63	11,75,13
800- Other Expenditure	49,62,84	28,76,74	78,39,58
Total-01	4,23,57,69	1,33,47,88	5,57,05,57
02- Secondary Education-			
001- Direction and Administration	4,94,64	4,63	4,99,27
004- Research and Training	82	-	82
101- Inspection	15,74,78	56,45	16,31,23
105- Teachers Training	56	19,69	20,25
107- Scholarships	3,02,25	1,95,30	4,97,55
109- Government Secondary Schools	4,31,91,43	2,33,03	4,34,24,46
110- Assistance to Non-Government Secondary schools	27,50	-	27,50
800- Other Expenditure	4,61,54	-	4,61,54
Total-02	4,60,53,52	5,09,10	4,65,62,62

STATEMENT NO: 12 (Contd.)

Heads (1)	Actuals for 2007-2008		
	Non-Plan (2)	Plan (3)	Total (4)
(Rupees in thousand)			
EXPENDITURE HEADS-			
(Revenue Account)(Contd.)			
B-SOCIAL SERVICES-(Contd.)			
(a) Education, Sports, Art and Culture-(Contd.)			
2202- General Education-(concl'd.)			
03- University and Higher Education-			
001- Direction and Administration	9,79	43,98	53,77
102- Assistance to Universities	62,60,17	3,16	62,63,33
103- Government Colleges and Institutes	59,60,27	3,88,40	63,48,67
104- Assistance to Non- Government Colleges and Institutes	8,96,88	25,00	9,21,88
800- Other Expenditure	20,68,06	-	20,68,06
Total-03	1,51,95,17	4,60,54	1,56,55,71
80- General-			
003- Training	2,11,55	1,27	2,12,82
004- Research	1,02,95	-	1,02,95
Total-80	3,14,50	1,27	3,15,77
Total-2202	10,39,20,88	1,43,18,79	11,82,39,67 *
2203- Technical Education-			
001- Direction and Administration	2,97,83	1,96	2,99,79
003- Training (A)	16,25,82	9,74	16,35,56
105- Polytechnics	6,97,29	1,13,03	8,10,32
107- Scholarships	-	1,29	1,29
112- Engineering/Technical Colleges and Institutions	2,63,21	41,35	3,04,56
Total-2203	28,84,15	1,67,37	30,51,52
2204- Sports and Youth Services-			
001- Direction and Administration	15,64,97	18,43	15,83,40
101- Physical Education	21,32,64	4,63	21,37,27
102- Youth Welfare Programmes for Students	2,14,29	7,44	2,21,73
103- Youth Welfare Programmes for Non-Students	9,30	-	9,30
104- Sports and Games	2,22,71	19	2,22,90
Total-2204	41,43,91	30,69	41,74,60 #

* Includes Rs.95,19,25 thousand paid as Grants-in-aid to Various Govt. aided Educational Institutions & Universities etc.

Includes Rs.6,60,00 thousands paid as Grants-in-aid to Secretary J&K State Sports Council.

(A) Represents expenditure of 'Industrial Training Institute' actually pertaining to Major Head 2230-Labour and Employment, but booked under this Head as per Demand for Grants. Please see footnote # at page 86.

STATEMENT NO. 12 (Contd.)

Heads (1)	Actuals for 2007-2008		
	Non-Plan (2)	Plan (3)	Total (4)
(Rupees in thousand)			
EXPENDITURE HEADS-			
(Revenue Account)(Contd.)			
B-SOCIAL SERVICES-(Contd.)			
(a) Education, Sports, Art and Culture-(Concl.)			
2205- Art and Culture-			
102- Promotion of Art and Culture	7,93,00	-	7,93,00
103- Archaeology	1,55	-	1,55
104- Archives	2,37,15	14,92	2,52,07
105- Public Libraries	5,17,20	17,03	5,34,23
107- Museums	51	-	51
Total-2205	<u>15,49,41</u>	<u>31,95</u>	<u>15,81,36 *</u>
Total – (a) – Education, Sports, Art and Culture	<u>11,24,98,35</u>	<u>1,45,48,80</u>	<u>12,70,47,15</u>
(b) Health and Family Welfare-			
2210- Medical and Public Health-			
01- Urban Health Services-			
Allopathy-			
001- Direction and Administration	71,02,03	2,49,05	73,51,08
104- Medical Stores Depots	1,84,89	1,91	1,86,80
109- School Health Scheme	20,70	-	20,70
110- Hospitals and Dispensaries	1,32,05,01	94,77	1,32,99,78
200- Other Health Schemes	1,69,29	14,85	1,84,14
800- Other Expenditure	1,38,83	9,04	1,47,87
Total-01	<u>2,08,20,75</u>	<u>3,69,62</u>	<u>2,11,90,37</u>
02- Urban Health Services-			
Other Systems of Medicine-			
101- Ayurveda	25,75,71	14	25,75,85
103- Unani	23,38	2,01,84	2,25,22
Total-02	<u>25,99,09</u>	<u>2,01,98</u>	<u>28,01,07</u>
03- Rural Health Services-			
Allopathy-			
101- Health Sub-Centres	41,22,75	4,57,34	45,80,09
102- Subsidiary Health Centres	1,01,81	2,69	1,04,50
103- Primary Health Centres	76,29,55	7,15,24	83,44,79
110- Hospitals and Dispensaries	16,67,98	42,33	17,10,31
Total-03	<u>1,35,22,09</u>	<u>12,17,60</u>	<u>1,47,39,69</u>

* Includes Rs.7,93,00 thousand paid as Grants-in-aid to J&K Academy of Art Culture and Languages.

STATEMENT NO. 12 (Contd.)

Heads (1)	Actuals for 2007-2008		
	Non-Plan (2)	Plan (3)	Total (4)
(Rupees in thousand)			
EXPENDITURE HEADS-			
(Revenue Account)(Contd.)			
B-SOCIAL SERVICES-(Contd.)			
(b) Health and Family Welfare-(Concl.)			
2210- Medical and Public Health (Concl.)			
05- Medical Education, Training and Research-			
105- Allopathy	1,54,77,20	1,49,47	1,56,26,67
Total-05	1,54,77,20	1,49,47	1,56,26,67
06- Public Health-			
101- Prevention and Control of Diseases			
	13,15,22	11,78	13,27,00
102- Prevention of Food Adulteration			
	13,42	-	13,42
104- Drug Control			
	2,96,03	3,17	2,99,20
107- Public Health Laboratories			
	37,72	-	37,72
112- Public Health Education			
	16,31	-	16,31
800- Other Expenditure			
	12,42,35	1,12,35	13,54,70
Total-06	29,21,05	1,27,30	30,48,35
80- General-			
004- Health Statistics & Evaluations			
	11,93	1,32	13,25
800- Other Expenditure			
	3,48	-	3,48
Total-80	15,41	1,32	16,73
Total-2210	5,53,55,59	20,67,29	5,74,22,88 *
2211- Family Welfare-			
001- Direction and Administration			
	6,27	4,45,65	4,51,92
003- Training			
	-	35,40	35,40
004- Research and Evaluation			
	6,06	71,11	77,17
101- Rural Family Welfare Services			
	1,70,74	18,12,73	19,83,47
102- Urban Family Welfare			
	-	17,67	17,67
200- Other Services and Supplies			
	11,49	1,48,97	1,60,46
Total-2211	1,94,56	25,31,53	27,26,09 #
Total-(b)-Health and Family Welfare	5,55,50,15	45,98,82	6,01,48,97

* Includes Rs.53,90 thousand paid as Grants-in-aid to various Charitable /Mission Hospitals, Associations and Societies.

Includes Rs.10,00 thousands paid as Grants-in-aid to Red Cross Society Jammu & Kashmir

STATEMENT NO. 12 (Contd.)

Heads (1)	Actuals for 2007-2008		
	Non-Plan (2)	Plan (3)	Total (4)
(Rupees in thousand)			
EXPENDITURE HEADS-			
(Revenue Account) (Contd.)			
B- SOCIAL SERVICES-(Contd.)			
(c) Water Supply, Sanitation, Housing and Urban Development-			
2215- Water Supply and Sanitation-			
01- Water Supply-			
001- Direction and Administration	3,12,02,58	90	3,12,03,48
004- Research	4,09	-	4,09
052- Machinery and Equipment	75,52	-	75,52
102- Rural Water Supply Programmes	94,91,59	-	94,91,59
799- Suspense	87,35	(-) 9	87,26
Total-01	4,08,61,13	81	4,08,61,94
Total-2215	4,08,61,13	81	4,08,61,94
2216- Housing-			
01- Government Residential Buildings-			
106- General Pool Accomodiation	70	3,83	4,53
700- Other Housing	32,23,80	-	32,23,80
Total-01	32,24,50	3,83	32,28,33
03- Rural Housing-			
800- Other Expenditure	50	-	50
Total-03	50	-	50
80- General-			
001- Direction and Administration	10	-	10
800- Other Expenditure	39	-	39
Total-80	49	-	49
Total-2216	32,25,49	3,83	32,29,32

STATEMENT NO. 12 (Contd.)

Heads (1)	Actuals for 2007-2008		
	Non-Plan (2)	Plan (3)	Total (4)
(Rupees in thousand)			
EXPENDITURE HEADS-			
(Revenue Account) (Contd.)			
B- SOCIAL SERVICES-			
(Contd.)			
(c) Water Supply, Sanitation, Housing and Urban Development-(Concl'd.)			
2217- Urban Development-			
03- Integrated Development of Small and Medium Towns-			
001- Direction and Administration	7,95,64	99,26	8,94,90
191- Assistance to Local Bodies, Corporations, Urban Development Authorities, Town Improvement Boards, etc.	88,87,51	-	88,87,51
Total-03	<u>96,83,15</u>	<u>99,26</u>	<u>97,82,41</u>
05- Other Urban Schemes-			
053- Maintenance and Repairs	1,02,05	-	1,02,05
191- Assistance to Local Bodies, Corporations, Urban Development Authorities, Town Improvement Boards, etc.	57,56,47	8,14,50	65,70,97
800- Other Expenditure	3,62,47	-	3,62,47
Total-05	<u>62,20,99</u>	<u>8,14,50</u>	<u>70,35,49</u>
80- General-			
001- Direction and Administration	5,25,91	68	5,26,59
Total-80	<u>5,25,91</u>	<u>68</u>	<u>5,26,59</u>
Total-2217	<u>1,64,30,05</u>	<u>9,14,44</u>	<u>1,73,44,49</u> *
Total-(c)- Water Supply, Sanitation, Housing and Urban Development	6,05,16,67	9,19,08	6,14,35,75

* Includes Rs.1,46,04,64 thousands paid as Grants-in-aid to various Local Bodies and Municipal Committees.

STATEMENT NO. 12 (Contd.)

Heads (1)	Actuals for 2007-2008		
	Non-Plan (2)	Plan (3)	Total (4)
(Rupees in thousand)			
EXPENDITURE HEADS-			
(Revenue Account) (Contd.)			
B- SOCIAL SERVICES- (Contd.)			
(d) Information and Broadcasting			
2220- Information and Publicity-			
60- Others-			
001- Direction and Administration	3,39,37	2,16,26	5,55,63
101- Advertising and Visual Publicity	3,72,21	11	3,72,32
102- Information Centres	4,12,84	3,47	4,16,31
106- Field Publicity	1,93,52	62	1,94,14
111- Community Radio and Television	7,89	-	7,89
800- Other Expenditure	59,03	6	59,09
Total-60	13,84,86	2,20,52	16,05,38
Total-2220	13,84,86	2,20,52	16,05,38
Total-(d)-Information and Broadcasting	13,84,86	2,20,52	16,05,38
(e) Welfare of Scheduled Castes, Scheduled Tribes and other Backward Classes-			
2225- Welfare of Scheduled Castes, Scheduled Tribes and other Backward Classes-			
01- Welfare of Scheduled Castes-			
102- Economic Development	1,32	-	1,32
277- Education	43,57	13,92	57,49
793- Special Central Assistance for Scheduled Castes Component Plan	9,19	-	9,19
Total-01	54,08	13,92	68,00

STATEMENT NO. 12 (Contd.)

Heads (1)	Actuals for 2007-2008		
	Non-Plan (2)	Plan (3)	Total (4)
(Rupees in thousand)			
EXPENDITURE HEADS-			
(Revenue Account) (Contd.)			
B- SOCIAL SERVICES- (Contd.)			
(e) Welfare of Scheduled Castes, Scheduled Tribes and other Backward Classes-(Concl.)			
2225- Welfare of Scheduled Castes, Scheduled Tribes and other Backward Classes-(Concl.)			
02- Welfare of Scheduled Tribe-			
794- Special Central Assistance for Tribal Sub Plan	92,81	66	93,47
800- Other Expenditure	27,24	11,15,01	11,42,25
Total-02	1,20,05	11,15,67	12,35,72
03- Welfare of Backward Classes-			
001- Direction and Administration	2,12,95	81,47	2,94,42
102- Economic Development	1,44,34	2,20,42	3,64,76
277- Education	3,01,45	88,24	3,89,69
800- Other Expenditure	1,13	12	1,25
Total-03	6,59,87	3,90,25	10,50,12
80- General-			
800- Other Expenditure	1,68,23	5,16,42	6,84,65
Total-80	1,68,23	5,16,42	6,84,65
Total-2225	10,02,23	20,36,26	30,38,49
Total - (e) -Welfare of Scheduled Castes, Scheduled Tribes and other Backward Classes			
	10,02,23	20,36,26	30,38,49
(f) Labour and Employment-			
2230- Labour and Employment-			
01- Labour-			
001- Direction and Administration	3,93,77	87,96	4,81,73
101- Industrial Relations	26,09	-	26,09
102- Working Conditions and Safety	19,63	-	19,63
103- General Labour Welfare	32,34	29,86	62,20
Total-01	4,71,83	1,17,82	5,89,65

* Includes Rs.52,39 thousand and Rs.25,00 thousand as Grants-in-aid paid to Markazi-Behboodhi Khawateen Miskeen Bagh Srinagar and Cottage Industry Centre Srinagar respectively.

STATEMENT NO. 12 (Contd.)

Heads (1)	Actuals for 2007-2008		
	Non-Plan (2)	Plan (3)	Total (4)
(Rupees in thousand)			
EXPENDITURE HEADS-			
(Revenue Account) (Contd.)			
B- SOCIAL SERVICES- (Contd.)			
(f) Labour and Employment-(concl'd)			
2230- Labour and Employment-			
(Concl'd.)			
02- Employment Service-			
001- Direction and Administration	5,17,97	12,15,32	17,33,29
Total-02	5,17,97	12,15,32	17,33,29
Total-2230	9,89,80	13,33,14	23,22,94 #
Total - (f) - Labour and Labour Welfare			
	9,89,80	13,33,14	23,22,94
(g) Social Welfare and Nutrition-			
2235- Social Security and Welfare-			
01- Rehabilitation-			
001- Direction and Administration	65,13	9	65,22
200- Other Relief Measures	4,71	-	4,71
Total-01	69,84	9	69,93
02- Social Welfare-			
001- Direction and Administration	20,74,24	1,56,50	22,40,62
	9,88		
101- Welfare of Handicapped	14,92	-	14,92
102- Child Welfare	1,67,02	20,32,56	21,99,58
103- Women's Welfare	5,62,90	44,99	6,07,89
104- Welfare of Aged, infirm and Destitute	73,85,75	25,13,34	98,99,09
200- Other Programme	43,18	1	43,19
800- Other Expenditure	5,44,21	54,96	5,99,17
Total-02	1,07,92,22	48,02,36	1,56,04,46
	9,88		

Expenditure in respect of 'Industrial Training Institutes' has been booked under Major Head 2203-"Technical Education" as per Demand for grants. Please see footnote (A) at page 79 also.

STATEMENT NO. 12 (Contd.)

Heads (1)	Actuals for 2007-2008			Total (4)
	Non-Plan (2)	Plan (3)		
(Rupees in thousand)				
EXPENDITURE HEADS-				
(Revenue Account) (Contd.)				
B- SOCIAL SERVICES-				
(Contd.)				
(g) Social Welfare and Nutrition-				
(Contd.)				
2235- Social Security and Welfare- (Concl.)				
03- National Social Assistance-				
101- National Old Age Pension Scheme				
	1,00	-	1,00	
Total-03	1,00	-	1,00	
60- Other Social Security and Welfare Programmes-				
101- Personal Accident Insurance Schemes for poor families				
	14,65	-	14,65	
102- Pension under Social Security Scheme (OAP)				
	10,70	-	10,70	
104- Deposit Linked Insurance Scheme Government PF				
	1,46	20	1,66	
107- Swatantrata Sainik Samman Pension Scheme				
	1,20,07	-	1,20,07	
110- Other Insurance Scheme				
	1,16,68	-	1,16,68	
200- Other Programme				
	19	-	19	
800- Other expenditure				
	1,03,01	3,50	1,06,51	
Total-60	3,66,76	3,70	3,70,46	
Total-2235	1,12,29,82	48,06,15	1,60,45,85 *	
	9,88			
2236- Nutrition-				
02- Distribution of Nutritious Food and Beverages-				
800- Other Expenditure				
	49,51	1,61	51,12	
Total-02	49,51	1,61	51,12	

* Includes Rs.16,37 thousand paid as Grants-in-aid to various Zila Sanik Boards and other Non-Government Social Organizations.

STATEMENT NO. 12 (Contd.)

Heads (1)	Actuals for 2007-2008		
	Non-Plan (2)	Plan (3)	Total (4)
(Rupees in thousand)			
EXPENDITURE HEADS-			
(Revenue Account) (Contd.)			
B- SOCIAL SERVICES-			
(Contd.)			
(g) Social Welfare and Nutrition-			
(Concl.)			
2236- Nutrition-(Concl.)			
80- General-			
001- Direction and Administration	75,07	1,59	76,66
800- Other Expenditure	16,20	9,19,54	9,35,74
Total-80	91,27	9,21,13	10,12,40
Total-2236	1,40,78	9,22,74	10,63,52
2245- Relief on Account of Natural Calamities-			
02- Floods, Cyclones etc.-			
101- Gratuitous Relief	24,28,22	-	24,28,22
Total-02	24,28,22	-	24,28,22
05- Calamity Relief Fund-			
101- Transfer to Reserve Funds and Deposit Accounts - Calamity Relief Fund	1,05,08,00	-	1,05,08,00
901- Deduct-Amount met from Calamity Relief Fund	(-) 24,28,22	-	(-) 24,28,22
Total-05	80,79,78	-	80,79,78
06- Earthquake-			
101- Gratuitous Relief	5,09,53	9,63	5,19,16
Total-06	5,09,53	9,63	5,19,16
80- General-			
001- Direction and Administration	27,93	-	27,93
Total-80	27,93	-	27,93
Total-2245	1,10,45,46	9,63	1,10,55,09
Total - (g) - Social Welfare and Nutrition	2,24,16,06	57,38,52	2,81,64,46
	9,88		

STATEMENT NO. 12 (Contd.)

Heads (1)	Actuals for 2007-2008		
	Non-Plan (2)	Plan (3)	Total (4)
(Rupees in thousand)			
EXPENDITURE HEADS-			
(Revenue Account) (Contd.)			
B- SOCIAL SERVICES-			
(Concl.)			
(h) Others-			
2250- Other Social Services-			
800- Other Expenditure	1,36,16	-	1,36,16
Total-2250	1,36,16	-	1,36,16
2251- Secretariat-Social Services-			
090- Secretariat	8,32,05	-	8,32,05
Total-2251	8,32,05	-	8,32,05
Total-(h)-Others	9,68,21	-	9,68,21
Total-B-Social Services	25,53,26,33	2,93,95,14	28,47,31,35
	9,88		
C- ECONOMIC SERVICES-			
(a) Agriculture and Allied Activities-			
2401- Crop Husbandry-			
001- Direction and Administration	61,82,51	17,35,82	79,18,33
103- Seeds	1,07,22	96,00	2,03,22
104- Agricultural Farms	4,81	1	4,82
105- Manures and Fertilizers	58,96	6	59,02
107- Plant Protection	1,26,15	6,54	1,32,69
108- Commercial Crops	75,65	18,22	93,87
109- Extension and Farmers, Training	25,13,26	65,68	25,78,94
111- Agricultural Economics and Statistics	9,86	-	9,86
113- Agricultural Engineering	44,79	30,10	74,89
119- Horticulture and Vegetable Crops	34,54,64	1,79,39	36,34,03
800- Other Expenditure	97,81	7,54,20	8,52,01
Total-2401	1,26,75,66	28,86,02	1,55,61,68

* Includes Rs.19,51 thousand paid as Grants-in-aid to Administrator Auquaf Islamia Jammu & Kashmir.

STATEMENT NO. 12 (Contd.)

Heads (1)	Actuals for 2007-2008		
	Non-Plan (2)	Plan (3)	Total (4)
(Rupees in thousand)			
EXPENDITURE HEADS-			
(Revenue Account) (Contd.)			
C- ECONOMIC SERVICES-			
(Contd.)			
(a) Agriculture and Allied Activities-(Contd.)			
2402- Soil and Water Conservation-			
001- Direction and Administration	8,02,78	23	8,03,01
101- Soil Survey and Testing	6,24,76	3,52	6,28,28
102- Soil Conservation	9,75,67	41,01	10,16,68
103- Land Reclamation and Development	16,78	4,40	21,18
800- Other Expenditure	12	37	49
Total-2402	<u>24,20,11</u>	<u>49,53</u>	<u>24,69,64</u>
2403- Animal Husbandry-			
001- Direction and Administration	1,19,28,06	5,11,76	1,24,39,82
101- Veterinary Services and Animal Health	10,32	-	10,32
103- Poultry Development	1,34	-	1,34
104- Sheep and Wool Development	26,73,47	34,36	27,07,83
107- Fodder and Feed Development	1,32,88	15	1,33,03
800- Other Expenditure	3,20	-	3,20
Total-2403	<u>1,47,49,27</u>	<u>5,46,27</u>	<u>1,52,95,54</u>
2405- Fisheries-			
001- Direction and Administration	20,96,50	2,69	20,99,19
800- Other Expenditure	47,31	7,82	55,13
Total-2405	<u>21,43,81</u>	<u>10,51</u>	<u>21,54,32</u>
2406- Forestry and Wild Life-			
01- Forestry-			
001- Direction and Administration	1,17,01,81	3,73	1,17,05,54
005- Survey and Utilization of Forest Resources	8	-	8

STATEMENT NO. 12 (Contd.)

Heads (1)	Actuals for 2007-2008		
	Non-Plan (2)	Plan (3)	Total (4)
(Rupees in thousand)			
EXPENDITURE HEADS-			
(Revenue Account) (Contd.)			
C- ECONOMIC SERVICES-			
(Contd.)			
(a) Agriculture and Allied Activities-(Contd.)			
2406- Forestry and Wild Life-			
(Concl.)			
01- Forestry-(Concl.)			
070- Communications and Buildings	33,59	-	33,59
101- Forest Conservation, Development and Regeneration	58,22	-	58,22
105- Forest Produce	12,58,34	-	12,58,34
800- Other Expenditure	47,07,29	3,03,66	50,10,95
Total-01	<u>1,77,59,33</u>	<u>3,07,39</u>	<u>1,80,66,72</u>
02- Environmental Forestry and Wild Life-			
001- Direction and Administration	23,93,60	73	23,94,33
110- Wild Life Preservation	8,57,55	-	8,57,55
112- Public Gardens	-	3,00	3,00
Total-02	<u>32,51,15</u>	<u>3,73</u>	<u>32,54,88</u>
Total-2406	<u>2,10,10,48</u>	<u>3,11,12</u>	<u>2,13,21,60</u>
2408- Food, Storage and Warehousing-			
02- Storage and Warehousing-			
001- Direction and Administration	1,86	35,92	37,78
800- Other Expenditure	-	47,69	47,69
Total-02	<u>1,86</u>	<u>83,61</u>	<u>85,47</u>
Total-2408	<u>1,86</u>	<u>83,61</u>	<u>85,47</u>
2415- Agricultural Research and Education-			
01- Crop Husbandry-			
004- Research	1,04,96	1,93	1,06,89
Total-01	<u>1,04,96</u>	<u>1,93</u>	<u>1,06,89</u>

STATEMENT NO. 12 (Contd.)

Heads (1)	Actuals for 2007-2008		
	Non-Plan (2)	Plan (3)	Total (4)
(Rupees in thousand)			
EXPENDITURE HEADS-			
(Revenue Account) (Contd.)			
C- ECONOMIC SERVICES-			
(Contd.)			
(a) Agriculture and Allied Activities-(Concl.)			
2415- Agricultural Research and Education-(Concl.)			
80- General-			
120- Assistance to other Institutions	69,71,00	-	69,71,00
Total- 80	69,71,00	-	69,71,00
Total-2415	70,75,96	1,93	70,77,89
2425- Co-operation-			
001- Direction and Administration	12,42,04	6,23	12,48,27
101- Audit of Co-operatives	20,65	-	20,65
Total-2425	12,62,69	6,23	12,68,92
2435- Other Agricultural Programmes-			
01- Marketing and Quality Control-			
101- Marketing Facilities	6,45,68	19	6,45,87
102- Grading and Quality Control Facilities	1,43,66	18	1,43,84
800- Other Expenditure	1,04,81	3,48	1,08,29
Total -01	8,94,15	3,85	8,98,00
Total-2435	8,94,15	3,85	8,98,00
Total - (a) - Agriculture and Allied Activities	6,22,33,99	38,99,07	6,61,33,06
(b) Rural Development-			
2501- Special Programmes for Rural Development-			
01- Integrated Rural			
800- Other Expenditure	91,79	9,10,45	10,02,24
Total-01	91,79	9,10,45	10,02,24

* Includes Rs.22,27,58 thousand and Rs.26,44,09 thousand as Grants-in-aid paid to Sheri Kashmir University of Agricultural Sciences and Technology (SKUAST) Srinagar and Jammu respectively.

STATEMENT NO. 12 (Contd.)

Heads (1)	Actuals for 2007-2008		
	Non-Plan (2)	Plan (3)	Total (4)
(Rupees in thousand)			
EXPENDITURE HEADS-			
(Revenue Account) (Contd.)			
C- ECONOMIC SERVICES-			
(Contd.)			
(b) Rural Development- (Concl'd.)			
2501- Special Programmes for Rural Development- (Concl'd)			
02- Drought Prone Areas Development Programme-			
800- Other Expenditure	-	21,18	21,18
Total-02	-	21,18	21,18
04- Integrated Rural Planning Programme.			
105- Project Implementation.	1,17,72	80,78	1,98,50
Total-04	1,17,72	80,78	1,98,50
Total-2501	2,09,51	10,12,41	12,21,92
2506- Land Reforms-			
102- Consolidation of Holdings	30,96,01	93	30,96,94
Total-2506	30,96,01	93	30,96,94
2515- Other Rural Development Programme-			
001- Direction and Administration	10,60,75	64,25,79	74,86,54
101- Panchayati Raj	13,05	1,49	14,54
102- Community Development	34,18,60	9,83,12	44,01,72
800- Other Expenditure	83,34	1,10,03	1,93,37
Total-2515	45,75,74	75,20,43	1,20,96,17
Total - (b) - Rural Development	78,81,26	85,33,77	1,64,15,03
(c) Special Areas Programmes-			
2575- Other Special Areas Programmes-			
02- Backward Areas-			
255- Police	3,45,07	-	3,45,07
334- Power Projects	6,66,06	-	6,66,06
799- Suspense	(-)52,13	-	(-)52,13
Total-02	9,59,00	-	9,59,00

STATEMENT NO. 12 (Contd.)

Heads (1)	Actuals for 2007-2008		
	Non-Plan (2)	Plan (3)	Total (4)
(Rupees in thousand)			
(Revenue Account) (Contd.)			
C- ECONOMIC SERVICES-			
(Contd.)			
(c) Special Areas Programmes-			
(Concl.)			
2575- Other Special Areas Programmes- (Concl.)			
04- Ladakh Autonomous Hill Development Council-			
113- Amount Transferred to Ladakh Autonomous Hill Development Council Fund	1,70,22,27	-	1,70,22,27
Total-04	1,70,22,27	-	1,70,22,27
Total-2575	1,79,81,27	-	1,79,81,27
Total-(c)-Special Areas Programmes	1,79,81,27	-	1,79,81,27
(d) Irrigation and Flood Control-			
2700- Major Irrigation			
01- Major Irrigation Commercial			
001- Direction and Administration	2,99,16	-	2,99,16
601- Ranbir Canal	35,08	-	35,08
602- Partap Canal	14,18	-	14,18
603- Kathua Feeder Canal	7,61	-	7,61
Total -01	3,56,03	-	3,56,03
Total-2700	3,56,03	-	3,56,03
2701- Major and Medium Irrigation-			
01- Major Irrigation-Commercial-			
001- Direction and Administration	19,99,81	-	19,99,81
052- Machinery and Equipment	3,14	-	3,14
539- Dudder Canal	23,27	-	23,27
609- Rajal Canal	17,00	-	17,00
610- Ranjan Lift Scheme	52,73	-	52,73
611- Ravi Canal	6,26	-	6,26
617- Raiya Lift Scheme	6,09	-	6,09

STATEMENT NO. 12 (Contd.)

Heads (1)	Actuals for 2007-2008		
	Non-Plan (2)	Plan (3)	Total (4)
(Rupees in thousand)			
EXPENDITURE HEADS-			
(Revenue Account) (Contd.)			
C- ECONOMIC SERVICES-			
(d) Irrigation and Flood Control-(Contd.)			
2701- Major and Medium Irrigation- (Concl.)			
01- Major Irrigation-Commercial- (Concl.)			
618- Pargwal Canal	5,74	-	5,74
629- Kashtigarh Canal	7,83	-	7,83
800- Other Expenditure	2,50,68	-	2,50,68
Total-01	23,72,55	-	23,72,55
04- Medium Irrigation- Non Commercial			
001- Direction and Administration	13,23,32	-	13,23,32
612- Tawi lift Irrigation	4,35,57	-	4,35,57
799- Suspense	(-11)	-	(-11)
Total-04	17,58,78	-	17,58,78
80- General-			
001- Direction and Administration	49,24	-	49,24
800- Other Expenditure	1,13	-	1,13
Total-80	50,37	-	50,37
Total-2701	41,81,70	-	41,81,70 *
2702- Minor Irrigation-			
01- Surface Water-			
102- Lift Irrigation Schemes	27,90	-	27,90
Total-01	27,90	-	27,90
80- General-			
001- Direction and Administration	1,29,29,24	-	1,29,29,24
052- Machinery and Equipment	1,17	-	1,17

* Please see footnote on Page No.6 (Statement No.1).

STATEMENT NO. 12 (Contd.)

Heads (1)	Actuals for 2007-2008		
	Non-Plan (2)	Plan (3)	Total (4)
(Rupees in thousand)			
EXPENDITURE HEADS-			
(Revenue Account) (Contd.)			
C- ECONOMIC SERVICES-			
(Contd.)			
(d) Irrigation and Flood Control-			
(Concl.)			
2702- Minor Irrigation-(Concl.)			
80- General-(Concl.)			
799- Suspense			
	(-)2,94	-	(-)2,94
Total-80	1,29,27,47	-	1,29,27,47
Total-2702	1,29,55,37	-	1,29,55,37 #
2705- Command Area Development-			
602- Command Areas Kashmir			
	2,14,37	9,32,87	11,47,24
603- Command Areas Jammu			
	8,78,25	5,19,29	13,97,54
800- Other Expenditure			
	45,10	3,29	48,39
Total-2705	11,37,72	14,55,45	25,93,17
2711- Flood Control and Drainage-			
01- Flood Control-			
001- Direction and Administration			
	34,44,87	-	34,44,87
052- Machinery and Equipment			
	8,28	-	8,28
103- Civil Works			
	14,73	-	14,73
Total-01	34,67,88	-	34,67,88
Total- 2711	34,67,88	-	34,67,88
Total-(d)-Irrigation and Flood Control			
	2,20,98,70	14,55,45	2,35,54,15
(e) Energy-			
2801- Power-			
01- Hydel Generation-			
052- Machinery and Equipment			
	75	-	75
Total-01	75	-	75
05- Transmission and Distribution-			
001- Direction and Administration			
	19,38,73,71	-	19,38,73,71 @
052- Machinery and Equipment			
	30,75	-	30,75

Includes Rs.20 thousand paid as Grants-in-aid to Central Board of Irrigation and Power New Delhi.

@ Includes Rs.18,69,84,93 thousand as Purchase of Power booked under 001-Direction and Administration as per Demand for grants.

STATEMENT NO. 12 (Contd.)

Heads (1)	Actuals for 2007-2008		
	Non-Plan (2)	Plan (3)	Total (4)
(Rupees in thousand)			
EXPENDITURE HEADS-			
(Revenue Account) (Contd.)			
C- ECONOMIC SERVICES-			
(Contd.)			
(e) Energy-(Concl.)			
2801- Power-(Concl.)			
05- Transmission and Distribution- (concl.)			
603- Transmission Line, Bemina, Srinagar	17,14,44	-	17,14,44
Total-05	19,56,18,90	-	19,56,18,90
06- Rural Electrification-			
001- Direction and Administration	1,01,13,37	-	1,01,13,37
052- Machinery and Equipment	64,18	-	64,18
611- Rural Electrification, Jammu	21,25	-	21,25
618- Rural Electrification, Srinagar	1,21,55,98	-	1,21,55,98
627- Rural Electrification, Sopore	5,59	-	5,59
628- Rural Electrification, Bijbehara	4	-	4
799- Suspense	(-)5,55,69	-	(-)5,55,69
Total-06	2,18,04,72	-	2,18,04,72
80- General-			
001- Direction and Administration	3,30,50	-	3,30,50
004- Research and Development	1,63,69	-	1,63,69
005- Investigation	88,12	-	88,12
800- Other Expenditure	1,26,21	-	1,26,21
Total -80	7,08,52	-	7,08,52
Total-2801	21,81,32,89	-	21,81,32,89
Total-(e)-Energy	21,81,32,89	-	21,81,32,89
(f)- Industry and Minerals-			
2851- Village and Small Industries-			
001- Direction and Administration	17,38,52	2,98	17,41,50
004- Research and Development	4,83,01	3,49	4,86,50
101- Industrial Estates	20	-	20
102- Small Scale Industries	91,73	10,15	1,01,88
103- Handloom Industries	8,66,73	3,92	8,70,65
104- Handicraft Industries	43,92,23	-	43,92,23
105- Khadi and Village Industries	5,62,25	99,75	6,62,00
107- Sericulture Industries	27,70,60	74	27,71,34
Total-2851	1,09,05,27	1,21,03	1,10,26,30 *

* Includes Rs.6,62,00 thousand paid as Grants-in-aid to Jammu & Kashmir Khadi and Village Industry Board.

STATEMENT NO. 12 (Contd.)

Heads (1)	Actuals for 2007-2008		
	Non-Plan (2)	Plan (3)	Total (4)
(Rupees in thousand)			
EXPENDITURE HEADS-			
(Revenue Account) (Contd.)			
C- ECONOMIC SERVICES-			
(Contd.)			
(f)- Industry and Minerals-			
(Concl.)			
2853- Non-Ferrous Mining and Metallurgical Industries-			
02- Regulation and Development of Mines-			
001- Direction and Administration	12,60,75	-	12,60,75
Total-02	12,60,75	-	12,60,75
Total-2853	12,60,75	-	12,60,75
Total - (f) - Industry and Minerals	1,21,66,02	1,21,03	1,22,87,05
(g) Transport-			
3054- Roads and Bridges-			
03- State Highways-			
103- Maintenance and Repairs	3,33,45	-	3,33,45
337- Road Works	6,18	-	6,18
Total-03	3,39,63	-	3,39,63
80- General-			
001- Direction and Administration	47,28,25	-	47,28,25
799- Suspense	(-)44,19	-	(-)44,19
800- Other Expenditure	94	-	94
Total-80	46,85,00	-	46,85,00
Total-3054	50,24,63	-	50,24,63
Total-(g)-Transport	50,24,63	-	50,24,63
(i) Science, Technology and Environment-			
3435- Ecology and Environment-			
01- Survey-(Botanical)			
001- Direction and Administration	84	41,44	42,28
Total-01	84	41,44	42,28

STATEMENT NO. 12 (Contd.)

Heads (1)	Actuals for 2007-2008		
	Non-Plan (2)	Plan (3)	Total (4)
(Rupees in thousand)			
EXPENDITURE HEADS-			
(Revenue Account) (Contd.)			
C- ECONOMIC SERVICES-			
(Contd.)			
(i) Science, Technology and Environment-(Concl.)			
3435- Ecology and Environment- (Concl.)			
03- Environmental Research and Ecological Regeneration-			
003- Environmental Education/Training/ Extension	3,35	-	3,35
102- Environment Planning and Co- ordination	-	13,46	13,46
Total-03	3,35	13,46	16,81
04- Prevention and Control of Pollution-			
800- Other Expenditure	11,13,03	2,02,64	13,15,67
Total-04	11,13,03	2,02,64	13,15,67
60- Others -			
800- Other Expenditure	-	3,20,93	3,20,93
Total-60	-	3,20,93	3,20,93
Total-3435	11,17,22	5,78,47	16,95,69 *
Total - (i) - Science, Technology and Environment	11,17,22	5,78,47	16,95,69
(j) General Economic Services-			
3451- Secretariat- Economic Services-			
090- Secretariat	17,91,61	20	17,91,81
101- Planning Commission/ Planning Board	35,70	-	35,70
102- District Planning Machinery	9,06,74	13,57,50	22,64,24
Total-3451	27,34,05	13,57,70	40,91,75

* Includes Rs.4,26,90 thousand paid as Grants-in-aid to Jammu & Kashmir State Pollution Control Board.

STATEMENT NO. 12 (Contd.)

Heads (1)	Actuals for 2007-2008		
	Non-Plan (2)	Plan (3)	Total (4)
(Rupees in thousand)			
EXPENDITURE HEADS-			
(Revenue Account) (Contd.)			
C- ECONOMIC SERVICES-			
(Contd.)			
(j) General Economic Services-			
(Contd.)			
3452- Tourism-			
01- Tourist Infrastructure-			
101- Tourist Centre	18,90	4,45	23,35
103- Tourist Transport Service	3,45,93	6,83	3,52,76
800- Other Expenditure	7,79,96	-	7,79,96
Total-01	11,44,79	11,28	11,56,07
80- General-			
001- Direction and Administration	16,11,54	2,65	16,14,19
800- Other Expenditure	3,45,70	3,62,53	7,08,23
Total-80	19,57,24	3,65,18	23,22,42
Total-3452	31,02,03	3,76,46	34,78,49 *
3454- Census Survey and Statistics-			
01- Census-			
001- Direction and Administration	5,71	-	5,71
101- Computerization of Census Data	77	-	77
800- Other Expenditure	2,43	-	2,43
Total-01	8,91	-	8,91
02- Surveys and Statistics-			
110- Gazetter and Statistical Memoirs	31,80	-	31,80
112- Economic Advice and Statistics	24,35,82	1,17,93	25,53,75
201- National Sample Survey Organisation	28	-	28
205- State Statistical Agency	5,43	87	6,30
800- Other Expenditure	2,91	10,55	13,46
Total-02	24,76,24	1,29,35	26,05,59
Total-3454	24,85,15	1,29,35	26,14,50

* Includes Rs.59,00 thousand, Rs.26,20 thousand, Rs.48,30 thousand and Rs.3,45,70 thousand paid as Grants-in-aid to Patnitop Development Authority, Sonamarg Development Authority, Royal Spring Golf Course Srinagar and Sheri Kashmir International Conference Centre Srinagar respectively.

STATEMENT NO. 12 (Contd.)

Heads (1)	Actuals for 2007-2008		
	Non-Plan (2)	Plan (3)	Total (4)
(Rupees in thousand)			
EXPENDITURE HEADS-			
(Revenue Account) (Concl.)			
C- ECONOMIC SERVICES-			
(Concl.)			
(j) General Economic Services-			
(Concl.)			
3475- Other General Economic Services-			
106- Regulation of Weights and Measures	2,62,50	1,65	2,64,15
800- Other Expenditure	44	1,67,33	1,67,77
Total-3475	2,62,94	1,68,98	4,31,92
Total-(j)-General Economic Services	85,84,17	20,32,49	1,06,16,66
Total-C-Economic Services	35,52,20,15	1,66,20,28	37,18,40,43
Total-Expenditure Heads	92,16,93,54	5,23,19,45	1,21,89,29,74
(Revenue Account)	24,49,16,75		
(Capital Account)			
A- CAPITAL ACCOUNT OF			
GENERAL SERVICES-			
4058- Capital Outlay on Stationery and Printing	6,60	1,39,36	1,45,96
4059- Capital Outlay on Public Works	19,76,47	85,15,49	1,04,91,96
4070- Capital Outlay on Other Administrative Services	15,00	3,10,23	3,25,23
4075- Capital Outlay on Miscellaneous General Services	23,14	4,68,47	4,91,61
Total-A-Capital Account of	20,21,21	94,33,55	1,14,54,76
General Services			

STATEMENT NO. 12 (Contd.)

Heads (1)	Actuals for 2007-2008		
	Non-Plan (2)	Plan (3)	Total (4)
(Rupees in thousand)			
EXPENDITURE HEADS-			
(Capital Account) (Contd.)			
B- CAPITAL ACCOUNT OF SOCIAL SERVICES-			
(a) Education, Sports, Art and Culture-			
4202- Capital Outlay on Education, Sports, Art and Culture	12,42,83	1,42,86,33	1,55,29,16
Total-(a)-Education, Sports Art and Culture	12,42,83	1,42,86,33	1,55,29,16
(b) Health and Family Welfare-			
4210- Capital Outlay on Medical and Public Health	1,55,74	2,04,25,24	2,05,80,98
Total-(b)- Health and Family Welfare	1,55,74	2,04,25,24	2,05,80,98
(c) Water Supply, Sanitation, Housing and Urban Development-			
4215- Capital Outlay on Water Supply and Sanitation	-	2,92,69,57	2,92,69,57
4216- Capital Outlay on Housing	3,46,00	32,78	3,78,78
4217- Capital Outlay on Urban Development	2,24,46	3,27,74,74	3,29,99,20
Total-(c)-Water Supply, Sanitation, Housing and Urban Development	5,70,46	6,20,77,09	6,26,47,55
(d) Information and Broadcasting-			
4220- Capital Outlay on Information and Publicity	-	98,86	98,86
Total- (d)-Information and Broadcasting	-	98,86	98,86

STATEMENT NO. 12 (Contd.)

Heads (1)	Actuals for 2007-2008		
	Non-Plan (2)	Plan (3)	Total (4)
(Rupees in thousand)			
EXPENDITURE HEADS-			
(Capital Account) (Contd.)			
B- CAPITAL ACCOUNT OF SOCIAL SERVICES-			
(Concl'd.)			
(e) Welfare of Scheduled Castes, Scheduled Tribes and other Backward Classes-			
4225- Capital Outlay on Welfare of Scheduled Castes, Scheduled Tribes and other Backward Classes	32,76	2,45,56	2,78,32
Total-(e)-Welfare of Scheduled Castes, Scheduled Tribes and other Backward Classes	32,76	2,45,56	2,78,32
(g) Social Welfare and Nutrition-			
4235- Capital Outlay on Social Security and Welfare	4,55,90	65,90,40	70,46,30
4236- Capital Outlay on Nutrition	12,44	6,22,01	6,34,45
Total -(g)-Social Welfare and Nutrition	4,68,34	72,12,41	76,80,75
(h) Capital Account of Other Social Services-			
4250- Capital Outlay on other Social Services	41,53,90	12,16,43	53,70,33
Total -(h)-Capital Account of Other Social Services	41,53,90	12,16,43	53,70,33
Total-B-Capital Account of Social Services	66,24,03	10,55,61,92	11,21,85,95

STATEMENT NO. 12 (Contd.)

Heads (1)	Actuals for 2007-2008		
	Non-Plan (2)	Plan (3)	Total (4)
(Rupees in thousand)			
EXPENDITURE HEADS-			
(Capital Account) (Contd.)			
C- CAPITAL ACCOUNT OF ECONOMIC SERVICES-			
(a) Capital Account of Agriculture and Allied Activities-			
4401- Capital Outlay on Crop Husbandry	8,50,76	13,14,33	21,65,09
4402- Capital Outlay on Soil and Water Conservation	32	8,35,34	8,35,66
4403- Capital Outlay on Animal Husbandry	32,31	6,67,16	6,99,47
4405- Capital Outlay on Fisheries	1,00,60	7,73,50	8,74,10
4406- Capital Outlay on Forestry and Wild Life	5,48	41,13,52	41,19,00
4408- Capital Outlay on Food, Storage and Warehousing	(-) 53,13,59 4,69	(-) 1,72,50	(-) 54,81,40
4415- Capital Outlay on Agricultural Research and Education	-	12,00,00	12,00,00
4425- Capital Outlay on Co-operation	33,38	7,70,93	8,04,31
Total-(a)-Capital Account of Agricultural and Allied Activities	(-) 42,90,74 4,69	95,02,28	52,16,23
(b) Capital Account of Rural Development-			
4515- Capital Outlay on other Rural Development Programmes	37,09	77,74,42	78,11,51
Total-(b)-Capital Account of Rural Development	37,09	77,74,42	78,11,51

STATEMENT NO. 12 (Contd.)

Heads (1)	Actuals for 2007-2008		
	Non-Plan (2)	Plan (3)	Total (4)
(Rupees in thousand)			
EXPENDITURE HEADS-			
(Capital Account) (Contd.)			
C- CAPITAL ACCOUNT OF ECONOMIC SERVICES-			
(c) Capital Account of Special Area Programme-			
4575- Capital Outlay on other Special Areas Programmes	(-) 20,50 ^a	1,39,21,40	1,39,00,90
Total-(c)-Capital Account of Special Areas Programmes	(-) 20,50^a	1,39,21,40	1,39,00,90
(d) Capital Account of Irrigation and Flood Control-			
4701- Capital Outlay on Major and Medium Irrigation	-	61,08,65	61,08,65
4702- Capital Outlay on Minor Irrigation	-	84,36,60	84,36,60
4711- Capital Outlay on Flood Control Projects	-	28,99,57	28,99,57
Total-(d)-Capital Account of Irrigation and Flood Control	-	1,74,44,82	1,74,44,82
(e) Capital Account of Energy-			
4801- Capital Outlay on Power Projects	-	6,65,33,43	6,65,33,43
Total - (e) - Capital Account of Energy	-	6,65,33,43	6,65,33,43
(f) Capital Account of Industry and Minerals-			
4851- Capital Outlay on Village and Small Industries	-	79,12,19	79,12,19
4852- Capital Outlay on Iron and Steel Industries	-	12,57,85	12,57,85
4853- Capital Outlay on Non-Ferrous Mining and Metallurgical Industries	-	2,08,28	2,08,28
Total-(f)-Capital Account of Industry and Minerals	-	93,78,32	93,78,32

^a Minus expenditure represents cash recovery.

STATEMENT NO. 12 (Concl'd.)

Heads (1)	Actuals for 2007-2008		
	Non-Plan (2)	Plan (3)	Total (4)
(Rupees in thousand)			
EXPENDITURE HEADS-			
(Capital Account) (Concl'd.)			
C- CAPITAL ACCOUNT OF ECONOMIC SERVICES-(Concl'd.)			
(g) Capital Account of Transport-			
5054- Capital Outlay on Roads and Bridges	3,58,30	9,56,67,96	9,60,26,26
5055- Capital Outlay on Road Transport	-	9,22,13	9,22,13
Total-(g)-Capital Account of Transport	3,58,30	9,65,90,09	9,69,48,39
(i) Capital Account of Science, Technology and Environment			
5425- Capital Outlay on other Scientific and Environmental Research.	-	2,76,89	2,76,89
Total (i) Capital Account of Science, Technology and Environment	-	2,76,89	2,76,89
(j) Capital Account of General Economic Services-			
5452- Capital Outlay on Tourism	4,94	1,19,05,32	1,19,10,26
5465- Investments in General Financial and Trading Institutions.	28,09,50	-	28,09,50
5475- Capital Outlay on other General Economic Services	29,00	1,58,02,99	1,58,31,99
Total-(j)-Capital Account of General Economic Services	28,43,44	2,77,08,31	3,05,51,75
Total-C-Capital Account of Economic Services	(-)10,72,41	24,91,29,96	24,80,62,24
	4,69		
Total-Capital Expenditure	75,72,83	36,41,25,43	37,17,02,95
	4,69		
Grand Total	92,92,66,37	41,64,44,88	1,59,06,32,69
	24,49,21,44		

STATEMENT NO. 13

DETAILED STATEMENT OF CAPITAL EXPENDITURE

STATEMENT
DETAILED STATEMENT OF CAPITAL EXPENDITURE

Nature of Expenditure (1)	Expenditure during Non-Plan (2) (Rupees in thousand)
A- CAPITAL ACCOUNT OF GENERAL SERVICES-	
4047- Capital outlay on other Fiscal services-	
039- State Excise	-
Total-4047	-
4055- Capital outlay on Police-	
117- Internal Security	-
800- Other Expenditure	-
Total-4055	-
4058- Capital outlay on Stationery and Printing-	
001- Direction and Administration	-
103- Government Presses	6,12
800- Other Expenditure	48
Total-4058	6,60
4059- Capital outlay on Public Works-	
01- Office Buildings-	
001- Direction and Administration	8,00,71
051- Construction	-
052- Machinery and Equipment	-
799- Suspense	-
800- Other Expenditure	2,52,65
Total-01	10,53,36
60- Other Buildings-	
051- Construction	-
800- Other Expenditure	7,52,42
Total-60	7,52,42
80- General-	
001- Direction and Administration	2,82
051- Construction	-
052- Machinery and Equipment	-
201- Acquisition of Land	1,67,87
800- Other Expenditure	-
Total-80	1,70,69
Total-4059	19,76,47

NO. 13
DURING AND TO THE END OF 2007-2008

the year		Expenditure to end of the year
Plan	Total	
(3)	(4)	(5)
(Rupees in thousand)		
-	-	4,07,12
-	-	4,07,12
-	-	26,61,74
-	-	17,09,38
-	-	43,71,12
4,00	4,00	97,60
89,52	95,64	3,52,73
45,84	46,32	2,13,51
1,39,36	1,45,96	6,63,84
10,17,20	18,17,91	1,46,02,95
-	-	2,79,58,34
19,69	19,69	9,22,29
-	-	12
-	2,52,65	70,77,44 *
10,36,89	20,90,25	5,05,61,14
-	-	5,32,05
63,74,64	71,27,06	1,47,53,42
63,74,64	71,27,06	1,52,85,47
4,76	7,58	2,33,26
72,24	72,24	17,94,15
29	29	3,75,64
10,26,67	11,94,54	16,41,42
-	-	4,59,95
11,03,96	12,74,65	45,04,42
85,15,49	1,04,91,96	7,03,51,03

* Includes Rs.44,35 thousand as 'Pre-1974-75 Outlays Not allocated'

STATEMENT

(1)	Expenditure during	
		Non-Plan (2)
(Rupees in thousand)		
A- CAPITAL ACCOUNT OF GENERAL SERVICES-		
(Concl'd.)		
4070- Capital Outlay on other Administrative Services-		
003- Training		-
800- Other Expenditure		15,00
	Total-4070	15,00
4075- Capital Outlay on Miscellaneous General Services-		
204- Acquisition of Immovable Property under chapter XX-C of Income Tax Act, 1961		-
800- Other Expenditure		23,14
	Total -4075	23,14
TOTAL A-CAPITAL ACCOUNT OF GENERAL SERVICES		20,21,21
B- CAPITAL ACCOUNT OF SOCIAL SERVICES-		
(a) Education, Sports, Art and Culture-		
4202- Capital Outlay on Education, Sports, Art and Culture-		
01- General Education-		
201- Elementary Education		1,49,45
202- Secondary Education		28,23
203- University and Higher Education		4,93,22
204- Adult Education		-
600- General		-
800- Other Expenditure		55,93
	Total-01	7,26,83
02- Technical Education-		
103- Technical Schools		2
104- Polytechnics		4,06
105- Engineering/Technical Colleges and Institutes		63,76
800- Other Expenditure		-
	Total-02	67,84
03- Sports and Youth Services-		
101- Youth Hostels		2,85,67
102- Sports Stadia		-
800- Other Expenditure		10,81
	Total-03	2,96,48

NO.13 (Contd.)			
the year		Expenditure to end of the	
Plan	Total	year	
(3)	(4)	(5)	
(Rupees in thousand)			
			33,72
3,10,23	3,25,23		22,16,82
3,10,23	3,25,23 ^a		22,50,54
			36,18
4,68,47	4,91,61		24,71,14
4,68,47	4,91,61		25,07,32
94,33,55	1,14,54,76		8,05,50,97
58,71,70	60,21,15		2,08,08,24
23,48,27	23,76,50		86,30,10
26,12,47	31,05,69		1,43,82,11
-	-		1,27,81
-	-		6,88,69
9,47,46	10,03,39		2,41,12,03
1,17,79,90	1,25,06,73		6,87,48,98
80,95	80,97		28,32,65
35,71	39,77		13,83,82
17,09,58	17,73,34		1,23,59,61
-	-		5,75,77
18,26,24	18,94,08		1,71,51,85
2,46,34	5,32,01		7,90,65
-	-		2,46,81
1,70,84	1,81,65		32,59,70
4,17,18	7,13,66		42,97,16

^a Includes Rs.25,00 thousand as Grants-in-aid paid to Institute of Management and Public Administration (IMPA).

STATEMENT

Expenditure during
Non-Plan

(1)

(2)

(Rupees in thousand)

B- CAPITAL ACCOUNT OF SOCIAL SERVICES-(Contd.)**(a) Education, Sports, Art and Culture-(Concl.)****4202- Capital Outlay on Education, Sports, Art and Culture-(Concl.)**

04- Art and Culture-

101- Fine Arts Education

800- Other Expenditure

1,51,68

Total-04 1,51,68

Total-4202 12,42,83

Total-(a)-Education, Sports, Art and Culture 12,42,83

(b) Health and Family Welfare-**4210- Capital Outlay on Medical and Public Health-**

01- Urban Health Services-

109- School Health Schemes

110- Hospital and Dispensaries

200- Other Health Schemes

800- Other Expenditure

1,55,74

Total-01 1,55,74

02- Rural Health Services-

101- Health Sub-Centres

102- Subsidiary Health-Centres

103- Primary Health Centres

104- Community Health Centres

110- Hospitals and Dispensaries

796- Tribal Area Sub Plan

800- Other Expenditure

Total-02

NO.13 (Contd.)			
the year		Expenditure to end of the	
Plan	Total	year	
(3)	(4)	(5)	
(Rupees in thousand)			
2,62,99	4,14,67	14,47,42	
2	2	12,77,24	
2,63,01	4,14,69	27,24,66	
1,42,86,33	1,55,29,16 ^a	9,29,22,65	
1,42,86,33	1,55,29,16	9,29,22,65	
-	-	70,02	
-	-	1,19,50,30	
-	-	15,56,00	
2,00,11,49	2,01,67,23	4,90,44,39	
2,00,11,49	2,01,67,23	6,26,20,71	
-	-	7,05,25	
-	-	80,31	
3,72,78	3,72,78	42,35,97	
-	-	4,36	
-	-	21,19,50	
-	-	33	
30,11	30,11	19,01,32	
4,02,89	4,02,89	90,47,04	

^a Includes Rs.14,66,23 thousand as Grants-in-aid paid to below named institutions:-

	(Amount in thousand of Rupees)
(1) Secretary to J&K Sports Council	3,81,93
(2) Principal Islamia College Science and Commerce	9,07,62
(3) Secretary J&K Accademy of Art, Culture and Languages	1,76,68

		STATEMENT	
		Expenditure during	
(1)		Non-Plan	(2)
		(Rupees in thousand)	
B- CAPITAL ACCOUNT OF SOCIAL SERVICES-(Contd.)			
(b) Health and Family Welfare (Concl'd.)			
4210- Capital Outlay on Medical and Public Health- (Concl'd.)			
03- Medical Education, Training and Research-			
101- Ayurveda			-
105- Allopathy			-
200- Other Systems			-
	Total-03		-
04- Public Health-			
101- Prevention and Control of Diseases			-
106- Manufacture of Sera/Vaccine			-
107- Public Health Laboratories			-
112- Public Health Education			-
200- Other Programmes			-
	Total-04		-
80- General-			
800- Other Expenditure			-
	Total-80		-
	Total-4210		1,55,74
4211- Capital Outlay on Family Welfare-			
101- Rural Family Welfare Service			-
102- Urban Family Welfare Services			-
800- Other Expenditure			-
	Total-4211		-
	Total-(b)- Health and Family Welfare		1,55,74
(c) Water Supply, Sanitation, Housing and Urban Development-			
4215- Capital Outlay on Water Supply, and Sanitation-			
01- Water Supply-			
101- Urban Water Supply-			
Water Supply, Jammu City			-
Tube Wells, Srinagar			-
Water Supply, Anantnag Town			-
Augmentation Srinagar City Master Plan Water Supply,			-
Improvement /Augmentation of Water Supply, to Jammu City			-
under Master Plan			-

NO.13 (Contd.)

the year		Expenditure to end of the
Plan	Total	year
(3)	(4)	(5)
(Rupees in thousand)		
-	-	1,00
-	-	2,04,98,99
-	-	71,67
-	-	2,05,71,66
-	-	3,36
-	-	70,37
-	-	2,06
-	-	8,57,98
-	-	12,05,08
-	-	21,38,85
10,86	10,86	20,53,15
10,86	10,86	20,53,15
2,04,25,24	2,05,80,98	9,64,31,41
-	-	1,07,15
-	-	1,08,96
-	-	5,80,94
-	-	7,97,05
2,04,25,24	2,05,80,98	9,72,28,46
2,70,69	2,70,69	18,37,36
72,67	72,67	12,96,70
1,26,47	1,26,47	19,14,49
80,00	80,00	1,18,28,90
57,00	57,00	1,09,73,83

STATEMENT

(1)	Expenditure during	
	Non-Plan	
	(2)	
	(Rupees in thousand)	
B- CAPITAL ACCOUNT OF SOCIAL SERVICES-(Contd.)		
(c) Water Supply, Sanitation, Housing and Urban Development-(Contd.)		
4215- Capital Outlay on Water Supply, and Sanitation-(Contd.)		
01- Water Supply-(Contd.)		
102- Rural Water Supply-		
Augmentation of Water Supply, Baramulla Town	-	-
Improvement of Urban Water Supply, Jammu City	-	-
Water Supply, Sanitation Tullamulla	-	-
Water Supply, Chatargul	-	-
Water Supply, Harwan	-	-
Water Supply, Sherpathri	-	-
Water Supply, Jammu Kandi Area	-	-
Water Supply, Ampal Shapathri	-	-
Water Supply, Aripal Tral	-	-
Water Supply, Doodganga, Srinagar	-	-
Water Supply, Bagati Kanipora	-	-
Water Supply, Sonawari Zone-I	-	-
Water Supply, Rambirpora Dathu	-	-
Water Supply, Kharipora Saloora	-	-
Water Supply, Kralpora Zomireshi	-	-
Water Supply, Aishmuji Redwani	-	-
Water Supply, Sursyar	-	-
Water Supply, Kellar Block	-	-
Water Supply, Basantnag	-	-
Water Supply, Treng Turk Wangam	-	-
Water Supply, Chrar-i-Sharief	-	-
Water Supply, Kilam Kankroosa	-	-
Water Supply, Tengzan Punipora	-	-
Water Supply, Augmentation Ganderbal	-	-
Water Supply, Karimabad	-	-
Water Supply, Pahloo Kilam	-	-
Water Supply, Rekshalmar	-	-
Water Supply, Magam Narbal	-	-
Water Supply, Doodh Pathri	-	-
Water Supply, Gogji Pathri	-	-

NO.13 (Contd.)

the year		Expenditure to end of the
Plan	Total	year
(3)	(4)	(5)
(Rupees in thousand)		
62,14	62,14	31,13,78
1,35,69	1,35,69	33,48,74
7,00	7,00	6,99,09
13,55	13,55	5,38,56
-	-	8,00,91
-	-	5,67,33
2,98,08	2,98,08	11,14,44
-	-	4,37,75
-	-	5,33,00
-	-	7,26,97
-	-	4,94,97
1,50	1,50	10,60,01
-	-	3,15,82
-	-	3,88,32
33,07	33,07	7,82,24
-	-	3,12,52
13,00	13,00	14,18,71
-	-	7,63,59
-	-	5,62,20
-	-	5,29,28
48,77	48,77	12,08,41
-	-	5,08,26
-	-	6,88,02
-	-	22,78,16
-	-	6,01,88
-	-	12,17,69
23,64	23,64	4,69,27
4,99	4,99	6,31,02
69,40	69,40	8,59,04
-	-	9,01,89

STATEMENT

(1)	Expenditure during	
	Non-Plan	
	(2)	
	(Rupees in thousand)	
B- CAPITAL ACCOUNT OF SOCIAL SERVICES-(Contd.)		
(c) Water Supply, Sanitation, Housing and Urban Development-(Contd.)		
4215-	Capital Outlay on Water Supply, and Sanitation-(Contd.)	
101-	Water Supply-(Contd.)	
102-	Rural water supply-(Contd.)	
	Water Supply, Soibugh	-
	Water Supply, Chandiloora Hardshoora	-
	Water Supply, Quilmugam	-
	Water Supply, Drugmulla	-
	Water Supply, Mujgund Panzinara	-
	Water Supply, Ganeshpora Siligam	-
	Water Supply, Khag	-
	Water Supply, Niloo Mohan Pora	-
	Water Supply, Panzan Vessu	-
	Water Supply, Zainagir Area	-
	Water Supply, Kakapora Nehama	-
	Water Supply, Punjoa Surisyar	-
	Water Supply, Augmentation, Budgam	-
	Water Supply, Chanpora Zabgul	-
	Water Supply, APO Nullah	-
	Water Supply, Gushi Pazipora	-
	Water Supply, Shirpora Wangan Dora	-
	Water Supply, Waripora Magam	-
	Water Supply, B.K. Pora	-
	Water Supply, Chowgam Shangus	-
	Water Supply, Gussi	-
	Water Supply, Improvement, Samba	-
	Water Supply, Toot	-
	Water Supply, Baspura Choga	-
	Water Supply, Improvement, Rajouri	-
	Water Supply, Augmentation and Extension of Udhampur Town	-
	Water Supply, Service Improvement at Rampathri	-
	Water Supply, Service, Achbal, Budgam	-
	Water Supply, Augmentation, Kupwara	-
	Water Supply, Pastoona, Rajpora	-
	Water Supply, Sultanpora - Tangpora	-
	Water Supply, Manwal Zoura	-

NO.13 (Contd.)

the year		Expenditure to end of the year
Plan (3)	Total (4)	
(Rupees in thousand)		
29,29	29,29	4,21,75
-	-	2,97,31
-	-	6,60,69
15,00	15,00	6,35,73
-	-	6,28,83
-	-	7,04,54
-	-	7,96,70
-	-	7,40,39
-	-	7,31,96
71,00	71,00	11,92,08
-	-	5,05,09
-	-	6,65,62
-	-	4,98,23
10,00	10,00	3,49,22
-	-	3,10,03
-	-	2,98,08
-	-	6,42,98
-	-	8,38,73
-	-	3,68,11
5,20	5,20	5,25,92
-	-	3,43,05
-	-	10,86,28
-	-	9,47,84
-	-	2,81,91
25,47	25,47	10,04,57
40,60	40,60	16,28,57
44,99	44,99	18,46,91
-	-	8,62,09
50,74	50,74	19,32,78
-	-	5,01,19
-	-	6,84,95
-	-	6,14,40

STATEMENT

(1)	Expenditure during	
	Non-Plan	
	(2)	
	(Rupees in thousand)	
B- CAPITAL ACCOUNT OF SOCIAL SERVICES-(Contd.)		
(c) Water Supply, Sanitation, Housing and Urban Development-(Contd.)		
4215- Capital Outlay on Water Supply, and Sanitation-(Contd.)		
01- Water Supply-(Contd.)		
102- Rural water supply-(Contd.)		
Water Supply, Kishtwar		-
Water Supply, Achabal Rafiabab		-
Water Supply, Augmentation, Pampore		-
Water Supply, Wadwan		-
Water Supply, Kangan		-
Water Supply, Khrew		-
Water Supply, Improvement, Shopian		-
Water Supply, Chenigam		-
Water Supply, Bijbehara		-
Water Supply, Hawash Kharpora		-
Water Supply, Rakhi Lisser		-
Water Supply, Hajura Badasgam		-
Water Supply, Gagat		-
Water Supply, Kandi		-
Water Supply, Harwan		-
Water Supply, Damote		-
Water Supply, Sumar Hadag		-
Water Supply, Chamalwas		-
Water Supply, Augmentation Khanpur (Nagrot)		-
Water Supply, Mangat		-
Water Supply, Palpora Badra Payeel		-
Water Supply, Panditpora Yaree		-
Water Supply, Kajwat		-
Water Supply, Jetty Baramulla		-
Water Supply, Mahjoor Nagar		-
Water Supply, Pattan		-
Water Supply, Handwara		-
Water Supply, Malikpora Reshi		-
Water Supply, Bren Pathri Baldora		-
Water Supply, Pakhar Pora Ziyarat		-
Water Supply, Awantipora		-
Water Supply, Marhama		-
Water Supply, Syed Salu Khan Sahib		-
Water Supply, Door-u-din Wali		-
Water Supply, Challer Gam		-

NO.13 (Contd.)

the year		Expenditure to end of the year	
Plan	Total		(5)
(3)	(4)		
(Rupees in thousand)			
27,81	27,81		9,35,99
10,00	10,00		5,22,34
-	-		5,34,88
-	-		4,82,58
-	-		6,36,20
-	-		10,39,09
-	-		17,46,83
24,17	24,17		5,00,84
73,88	73,88		6,69,98
12,50	12,50		6,68,85
1,15	1,15		5,20,09
1,00	1,00		4,61,77
9,00	9,00		5,32,81
7,57	7,57		7,09,89
-	-		3,19,90
-	-		2,06,16
-	-		1,40,41
-	-		2,33,90
-	-		2,18,66
-	-		2,20,44
-	-		1,57,24
-	-		1,24,93
-	-		1,17,60
-	-		1,19,50
2,13	2,13		2,23,97
42,99	42,99		4,21,23
15,00	15,00		4,49,96
-	-		2,09,19
10,83	10,83		1,37,66
24,76	24,76		48,21
20,00	20,00		51,65
-	-		43,91
23,39	23,39		23,39
96,29	96,29		96,29
26,06	26,06		26,06

STATEMENT

(1)	Expenditure during	
	Non-Plan	
	(2)	
	(Rupees in thousand)	
B- CAPITAL ACCOUNT OF SOCIAL SERVICES-(Contd.)		
(c) Water Supply, Sanitation, Housing and Urban Development-(Contd.)		
4215- Capital Outlay on Water Supply, and Sanitation-(Contd.)		
01- Water Supply-(Contd.)		
102- Rural water supply-(Contd.)		
Water Supply, Pharoo	-	
Water Supply, Naristan Baginder	-	
Water Supply, Bathren Zontang	-	
Water Supply, Loribad Momenabad	-	
Water Supply, Konibad Nalidkan	-	
Water Supply, Sher Colony	-	
Water Supply, New Colony Wadoora	-	
Water Supply, Bhorl Pori Hamdanabad	-	
Water Supply, Hapatnar	-	
Water Supply, Hardoo Kishroo	-	
Water Supply, khuram	-	
Water Supply, Butpoza Sallar	-	
Water Supply, Kanil Wan	-	
Water Supply, Daksum Wangam	-	
Water Supply, Shangus Kundroo	-	
Water Supply, Wullarhama	-	
Water Supply, Budneshi	-	
Water Supply, Wathkaloo Loohipora	-	
Water Supply, Veeli	-	
Water Supply, Nego Brenavar	-	
Water Supply, Shomnag Dasdompora	-	
Water Supply, Kulgam	-	
Water Supply, Ompora	-	
Water Supply, Gundipora	-	
Water Supply, Razir Khoolsi	-	
Water Supply, Agasyed Yousaf	-	
Water Supply, Manigam	-	
Water Supply, Glub Bagh	-	
Water Supply, Chersoo	-	
Water Supply, Khurhama Varnow	-	
Water Supply, Zoonreshi Khanabal	-	
Water Supply, Sonumulla Tulwari	-	
Water Supply, Bodhpura Shahlal	-	

NO.13 (Contd.)

the year		Expenditure to end of the
Plan	Total	year
(3)	(4)	(5)
(Rupees in thousand)		
34,77	34,77	34,77
23,95	23,95	23,95
17,95	17,95	17,95
15,02	15,02	15,02
18,35	18,35	18,35
15	15	15
16	16	16
2,39	2,39	2,39
20	20	20
2,02	2,02	2,02
71,58	71,58	71,58
42	42	42
5,83	5,83	5,83
35,33	35,33	35,33
14,09	14,09	14,09
1,27	1,27	1,27
5,22	5,22	5,22
7,03	7,03	7,03
45,69	45,69	45,69
3,66	3,66	3,66
25,38	25,38	25,38
40,00	40,00	40,00
57,75	57,75	57,75
19,77	19,77	19,77
3,31	3,31	3,31
31,67	31,67	31,67
3,65	3,65	3,65
5,07	5,07	5,07
3,44	3,44	3,44
1	1	1
10	10	10
26,50	26,50	26,50
3,10	3,10	3,10

STATEMENT

(1)	Expenditure during	
	Non-Plan	
	(2)	
	(Rupees in thousand)	
B- CAPITAL ACCOUNT OF SOCIAL SERVICES-(Contd.)		
(c) Water Supply, Sanitation, Housing and Urban Development-(Contd.)		
4215- Capital Outlay on Water Supply, and Sanitation-(Concl'd.)		
01- Water Supply-(Concl'd.)		
102- Rural water supply-(Concl'd.)		
Water Supply, Mapsangri Kashwan		
Water Supply, Augmetation ,Shukama		
Suspense		
Other Schemes each costing Rs.one crore and less		
800- Other Expenditure		
	Total-01	
02- Sewerage and Sanitation-		
101- Urban Sanitation Services		
102- Rural Sanitation Services		
106- Sewerage Services		
800- Other Expenditure		
	Total-02	
	Total-4215	
4216- Capital Outlay on Housing-		
01- Government Residential Buildings-		
106- General Pool Accommodation		
700- Other Housing		3,46,00
800- Other Expenditure		
	Total-01	3,46,00
02- Urban Housing-		
800- Other Expenditure		
	Total-02	
03- Rural Housing-		
800- Other Expenditure		
	Total-03	
80- General-		
001- Direction and Administration		
191- Investments in Housing Corporations		
201- Investments in Housing Boards		
800- Other Expenditure		
	Total-80	
	Total-4216	3,46,00

NO.13 (Contd.)

the year		Expenditure to end of the
Plan	Total	year
(3)	(4)	(5)
(Rupees in thousand)		
5,01	5,01	47,86
-	-	78,00
-	-	(-) 1,70,34
2,66,27,33	2,66,27,33	25,02,92,34
-	-	30,19,92
<u>2,91,95,65</u>	<u>2,91,95,65</u>	<u>34,66,14,69</u>
14,40	14,40	7,85,84
-	-	12,12,00
14	14	1,12,75,22
59,38	59,38	7,72,08
<u>73,92</u>	<u>73,92</u>	<u>1,40,45,14</u>
<u>2,92,69,57</u>	<u>2,92,69,57</u>	<u>36,06,59,83</u>
-	-	67,31,80
28,78	3,74,78	1,26,99,09
1,21	1,21	1,18,63
<u>29,99</u>	<u>3,75,99</u>	<u>1,95,49,52</u>
-	-	3,76,92
-	-	3,76,92
-	-	4,60
-	-	4,60
-	-	1,88,72
-	-	3,00
-	-	1,49,75
2,79	2,79	1,87,80
<u>2,79</u>	<u>2,79</u>	<u>5,29,27</u>
<u>32,78</u>	<u>3,78,78</u>	<u>2,04,60,31</u>

STATEMENT

(1)	Expenditure during	
	Non-Plan	
	(2)	
(Rupees in thousand)		
B- CAPITAL ACCOUNT OF SOCIAL SERVICES-(Contd.)		
(c) Water Supply, Sanitation, Housing and Urban Development-(Concl.)		
4217- Capital Outlay on Urban Development-		
01- State Capital Development-		
001- Direction and Administration	-	
050- Land	-	
051- Construction	-	
191- Assistance to Local Bodies, Corporations, Urban Development Authorities, Town Improvement Boards, etc.	-	
800- Other Expenditure	-	
	Total-01	-
03- Integrated Development of Small and Medium Towns-		
051- Construction	-	
191- Assistance to Local Bodies, Corporations, Urban Development Authorities, Town Improvement Boards, etc.	-	
800- Other Expenditure	2,24,46	
	Total-03	2,24,46
04- Slum Area Improvement-		
050- Land	-	
051- Construction	-	
800- Other Expenditure	-	
	Total-04	-
60- Other Urban Development Schemes-		
001- Direction and Administration	-	
051- Construction	-	
052- Machinery and Equipment	-	
	Total-60	-
	Total-4217	2,24,46
	Total-(c)-Water Supply, Sanitation, Housing and Urban Development	5,70,46
(d) Information and Broadcasting-		
4220- Capital Outlay on Information and Publicity-		
60- Others-		
800- Other Expenditure		
	Total-60	-
	Total-4220	-
	Total-(d)-Information and Broadcasting	-

NO.13 (Contd.)

the year		Expenditure to end of the
Plan	Total	year
(3)	(4)	(5)
(Rupees in thousand)		
-	-	2,10
-	-	1,21
-	-	42,12
6,63	6,63	8,07,04
-	-	72,87
6,63	6,63	9,25,34
-	-	3,50
1,07,62	1,07,62	49,93,30
3,25,10,12	3,27,34,58	10,65,98,86
3,26,17,74	3,28,42,20	11,15,95,66
-	-	50
-	-	36,17
-	-	61,72
-	-	98,39
-	-	1,23,60
-	-	2,18,39
1,50,37	1,50,37	1,63,52
1,50,37	1,50,37	5,05,51
3,27,74,74	3,29,99,20	11,31,24,90
6,20,77,09	6,26,47,55	49,42,45,04
98,86	98,86	5,20,31
98,86	98,86	5,20,31
98,86	98,86	5,20,31
98,86	98,86	5,20,31

STATEMENT

(1)	Expenditure during	
	Non-Plan	
	(2)	
	(Rupees in thousand)	
B- CAPITAL ACCOUNT OF SOCIAL SERVICES-(Contd.)		
(e) Welfare of Scheduled Castes, Scheduled Tribes and other Backward Classes-		
4225- Capital Outlay on Welfare of Scheduled Castes, Scheduled Tribes and Other Backward Classes-		
01- Welfare of Scheduled Castes-		
102- Economic Development		-
793- Special Central Assistance for Scheduled Caste Component Plan		-
800- Other Expenditure		-
	Total-01	-
02- Welfare of Scheduled Tribes-		
102- Economic Development		-
277- Education		-
283- Housing		50
794- Special Central Assistance for Tribal Sub Plan		-
800- Other Expenditure		32,26
	Total-02	32,76
03- Welfare of Backward Classes-		
102- Economic Development		-
283- Housing		-
800- Other Expenditure		-
	Total-03	-
80- General-		
190- Investments in Public Sector and other Undertakings-		
(i) Investment in J&K SC/ST and Backward Classes Development Corporation		-
796- Tribal area Sub Plan		-
800- Other Expenditure		-
	Total-80	-
	Total-4225	32,76
Total-(e)-Welfare of Scheduled Castes, Scheduled Tribes and other Backward Classes		32,76
(g) Social Welfare and Nutrition-		
4235- Capital Outlay on Social Security and Welfare-		
01- Rehabilitation-		
201- Other Rehabilitation Schemes		-
800- Other Expenditure		-
	Total-01	-

NO.13 (Contd.)

the year		Expenditure to end of the
Plan	Total	year
(3)	(4)	(5)
(Rupees in thousand)		
1,66	1,66	33,53
-	-	58,56
-	-	1,71,26
<u>1,66</u>	<u>1,66</u>	<u>2,63,35</u>
-	-	1,54
-	-	61,83
-	50	7,53
55,24	55,24	95,48
<u>1,05,63</u>	<u>1,37,89</u>	<u>3,58,73</u>
<u>1,60,87</u>	<u>1,93,63</u>	<u>5,25,11</u>
-	-	1,11,28
-	-	3,00
-	-	2,42,27
-	-	<u>3,56,55</u>
70,00	70,00	2,42,50
-	-	92,62
<u>13,03</u>	<u>13,03</u>	<u>1,0,68,25</u>
<u>83,03</u>	<u>83,03</u>	<u>14,03,37</u>
<u>2,45,56</u>	<u>2,78,32</u>	<u>25,48,38</u>
<u>2,45,56</u>	<u>2,78,32</u>	<u>25,48,38</u>
1,56,25	1,56,25	1,86,83
-	-	82
<u>1,56,25</u>	<u>1,56,25</u>	<u>1,87,65</u>

STATEMENT

(1)	Expenditure during	
		Non-Plan
		(2)
	(Rupees in thousand)	
B- CAPITAL ACCOUNT OF SOCIAL SERVICES-(Contd.)		
(g) Social Welfare and Nutrition-(Contd.)		
4235- Capital Outlay on Social Security and Welfare-(Concl'd.)		
02- Social Welfare-		
101- Welfare of Handicapped		-
102- Child Welfare-		-
Gross Expenditure		2,24,24
Deduct Receipt and Recoveries		-
Net Expenditure		<u>2,24,24</u>
103- Women's Welfare		-
104- Welfare of Aged, Infirm and Destitute		9,00
190- Investments in Public Sector and other Undertakings-		
(i)- Investment in Jammu and Kashmir Scheduled Castes/Schedule Tribes and Backward Classes Development Corporation		-
(ii)- Investment in Jammu and Kashmir Women's Development Corporation Limited		-
796- Tribal Area Sub Plan		-
800- Other Expenditure		-
	Total-02	<u>2,33,24</u>
60- Other Social Security and Welfare Programmes-		
800- Other Expenditure-		
Sugar-		
Gross Expenditure		94,93,68
Deduct-Receipts and Recoveries		<u>(-)95,25,75</u>
Net Expenditure		<u>(-)32,07</u>
Kerosene Oil-		
Gross Expenditure		4,38,39
Deduct-Receipts and Recoveries		<u>(-)1,91,72</u>
Net Expenditure		<u>2,46,67</u>
Hard Coke-		
Gross Expenditure		-
Deduct-Receipts Gross and Recoveries		-
Net Expenditure		-
Other Expenditure-		
Gross Expenditure		8,06
Deduct-Receipts and Recoveries		-
Net Expenditure		<u>8,06</u>
	Total-60	<u>2,22,66</u>
	Total-4235	<u>4,55,90</u>

NO.13 (Contd.)

the year		Expenditure to end of the
Plan	Total	year
(3)	(4)	(5)
(Rupees in thousand)		
-	-	36,33
-	-	-
53,31,97	55,56,21	57,07,50
-	-	(-5)
<u>53,31,97</u>	<u>55,56,21</u>	<u>57,07,45</u>
2,14	2,14	2,55,93
1,69,50	1,78,50	1,98,50
-	-	5,99,81
50,00	50,00	7,66,51
22,65	22,65	54,70
-	-	11,21,60
<u>55,76,26</u>	<u>58,09,50</u>	<u>87,40,83</u>
-	94,93,68	8,38,31,03
<u>(-37,16)</u>	<u>(-95,62,91)</u>	<u>(-8,30,64,66)</u>
<u>(-37,16)</u>	<u>(-69,23)</u>	<u>7,66,37</u>
10,00	4,48,39	40,50,50
-	(-1,91,72)	(-30,60,70)
<u>10,00</u>	<u>2,56,67</u>	<u>9,89,80</u>
-	-	8,20,43
-	-	(-7,14,31)
-	-	1,06,12
8,85,05	8,93,11	15,08,52
-	-	(-20,02,51)
<u>8,85,05</u>	<u>8,93,11</u>	<u>(-4,93,99)</u>
8,57,89	10,80,55	13,68,30
<u>65,90,40</u>	<u>70,46,30</u>	<u>1,02,96,78</u>

STATEMENT

(1)	Expenditure during	
	Non-Plan	
	(2)	(2)
	(Rupees in thousand)	
B- CAPITAL ACCOUNT OF SOCIAL SERVICES-(Concl'd.)		
(g) Social Welfare and Nutrition- (Concl'd.)		
4236- Capital Outlay on Nutrition -		
02- Distribution of Nutritious Food and Beverages-		
800- Other Expenditure		-
	Total-02	-
80- General-		
800- Other Expenditure		12,44
	Total-80	12,44
	Total-4236	12,44
	Total-(g)-Social Welfare and Nutrition	4,68,34
(h) Capital Account of Other Social Services-		
4250- Capital Outlay on other Social Services-		
101- Natural Calamities		41,50,09
191- Labour Co-operatives		-
201- Labour		-
800- Other Expenditure		3,81
	Total-4250	41,53,90
	Total-(h)-Capital Account of Other Social Services	41,53,90
	TOTAL B-CAPITAL ACCOUNT OF SOCIAL SERVICES	66,24,03
C- CAPITAL ACCOUNT OF ECONOMIC SERVICES -		
(a) Capital Account of Agriculture and Allied Activities-		
4401- Capital Outlay on Crop Husbandry-		
001- Direction and Administration		-
052- Machinery and Equipment		-
101- Farming Co-operatives		-
102- Food Grains Crops		-
103- Seeds-		
Gross Expenditure		1,79,57
Deduct-Receipts and Recoveries		(-)2,03,74
Net Expenditure		(-)24,17
104- Agricultural Farms-		
Gross Expenditure		8,51,74
Deduct-Receipts and Recoveries		-
Net Expenditure		8,51,74
105- Manures and Fertilizers-		
Gross Expenditure		20,66
Deduct-Receipts and Recoveries		-
Net Expenditure		20,66

NO.13 (Contd.)

the year		Expenditure to end of the
Plan	Total	year
(3)	(4)	(5)
(Rupees in thousand)		
-	-	6,37
-	-	6,37
6,22,01	6,34,45	20,22,16
6,22,01	6,34,45	20,22,16
6,22,01	6,34,45	20,28,53
72,12,41	76,80,75	1,23,25,31
10,18,24	51,68,33	51,68,33
-	-	2,27
-	-	70,11
1,98,19	2,02,00	10,47,95
12,16,43	53,70,33	62,88,66
12,16,43	53,70,33	62,88,66
10,55,61,92	11,21,85,95	70,60,78,81
-	-	37,93
-	-	51
-	-	11,02
-	-	33
24,68	2,04,25	85,47,80
(-3,74,01)	(-) 5,77,75	(-)1,05,44,42
(-3,49,33)	(-)3,73,50	(-) 19,96,62
68,68	9,20,42	1,12,51,99
-	-	(-)37,15,99
68,68	9,20,42	75,36,00
-	20,66	44,03,85
-	-	(-)17,17,95
-	20,66	26,85,90

STATEMENT

(1)	Expenditure during	
	Non-Plan	
	(2)	
	(Rupees in thousand)	
C- CAPITAL ACCOUNT OF ECONOMIC SERVICES -(Contd.)		
(a) Capital Account of Agriculture and Allied Activities-(Contd.)		
4401- Capital Outlay on Crop Husbandry-(Concl.)		
107- Plant Protection-		
Gross Expenditure		5,00
Deduct-Receipts and Recoveries		-
Net Expenditure		5,00
113- Agricultural Engineering-		
Gross Expenditure		-
Deduct-Receipts and Recoveries		-
Net Expenditure		-
119- Horticulture and Vegetable Crops-		
Gross Expenditure		-
Deduct-Receipts and Recoveries		-
Net Expenditure		-
190- Investments in Public Sector and other Undertakings-		
(i)- Jammu and Kashmir State Agro-Industries Development Corporation Limited		-
(ii)- Jammu and Kashmir Horticulture Produce, Marketing and Processing Corporation Limited		-
(iii) Sher-i-Kashmir University of Agricultural Sciences and Technology		-
800- Other Expenditure-		
Gross Expenditure		2,53
Deduct Receipts and Recoveries		(-)5,00
Net Expenditure		(-)2,47
Other Expenditure		-
Agriculture Production-		
Gross Expenditure		-
Deduct Receipts and Recoveries		-
Net Expenditure		-
Total-4401		8,50,76

NO.13 (Contd.)

the year		Expenditure to end of the
Plan	Total	year
(3)	(4)	(5)
(Rupees in thousand)		
-	5,00	93,48,34
-	-	(-)37,24,66
-	5,00	56,23,68
-	-	20,26,01
-	-	(-)1,99,88
-	-	18,26,13
-	-	12,74,72
-	-	(-)6,14,30
-	-	6,60,42
-	-	2,56,18
-	-	1,20,35
-	-	19,53,87
15,94,98	15,97,51	75,46,84
-	(-)5,00	(-)2,15,00
15,94,98	15,92,51	73,31,84
-	-	59,02,15
-	-	25,56,67
-	-	(-)3,18,72
-	-	22,37,95
13,14,33	21,65,09	3,41,87,64

STATEMENT

(1)	Expenditure during	
		Non-Plan
	(2)	(2)
	(Rupees in thousand)	
C- CAPITAL ACCOUNT OF ECONOMIC SERVICES -(Contd.)		
(a) Capital Account of Agriculture and Allied Activities- (Contd.)		
4402- Capital Outlay on Soil and Water Conservation-		
001- Direction and Administration		-
101- Soil Survey and Testing		-
102- Soil Conservation		-
800- Other Expenditure		32
Total-4402		32
4403- Capital Outlay on Animal Husbandry-		
001- Direction and Administration		1,92
101- Veterinary Services and Animal Health		78
102- Cattle and Buffalo Development		1,91
103- Poultry Development		
104- Sheep and Wool Development		27,70
106- Other Live Stock Development		-
109- Extension and Training		-
800- Other Expenditure		-
Total-4403		32,31
4404- Capital Outlay on Dairy Development-		
102- Dairy Development Projects		-
190- Investments in Public Sector and other Undertakings-		
(i)- Share Capital in Milk Supply Co-operatives		-
800- Other Expenditure -		-
900- Deduct Receipts and Recoveries		-
Total-4404		-
4405- Capital Outlay on Fisheries-		
001- Direction and Administration		-
052- Machinery and Equipment		-
101- Inland Fisheries		-
102- Estuarine /Brackish Water Fisheries		-
103- Marine Fisheries		-
105- Processing, Preservation and Marketing		-
109- Extension and Training		-
191- Fishermen`s Co-operatives		-
800- Other Expenditure		1,00,60
Total-4405		1,00,60

NO.13 (Contd.)

the year		Expenditure to end of the
Plan	Total	year
(3)	(4)	(5)
(Rupees in thousand)		
-	-	32,46,43
-	-	1,34
5,51,36	5,51,36	79,70,06
2,83,98	2,84,30	1,74,91,78
<u>8,35,34</u>	<u>8,35,66</u>	<u>2,87,09,61</u>
2,34,86	2,36,78	4,13,53
2,97,80	2,98,58	37,33,05
32	2,23	3,20,70
9,50	9,50	2,54,79
1,24,63	1,52,33	24,23,81
-	-	12,53
5	5	1,72
-	-	9,86,86
<u>6,67,16</u>	<u>6,99,47</u>	<u>81,46,99</u>
-	-	1,86,70
-	-	5,60,15
-	-	1,85,44
-	-	(-30)
-	-	<u>9,31,99</u>
-	-	10,44,07
-	-	5,26
17,65	17,65	3,73,03
-	-	4,07
-	-	12,69
-	-	19,99
-	-	11,48
-	-	13,30
<u>7,55,85</u>	<u>8,56,45</u>	<u>73,03,93</u>
<u>7,73,50</u>	<u>8,74,10</u>	<u>87,87,82</u>

STATEMENT

(1)	Expenditure during	
	Non-Plan	
	(2)	
	(Rupees in thousand)	
C- CAPITAL ACCOUNT OF ECONOMIC SERVICES -(Contd.)		
(a) Capital Account of Agriculture and Allied Activities- (Contd.)		
4406- Capital Outlay on Forestry and Wild Life-		
01- Forestry-		
070- Communication and Buildings		-
101- Forest Conservation, Development and Regeneration		-
102- Social and Farm Forestry		-
105- Forest Produce		-
800- Other Expenditure		1,60
	Total-01	1,60
02- Environmental Forestry and Wild Life-		
110- Wild Life		-
112- Public Gardens		3,88
800- Other Expenditure		-
	Total-02	3,88
	Total-4406	5,48
4408- Capital Outlay on Food, Storage and Warehousing-		
01- Food-		
101- Procurement and Supply-		
Rice / Paddy-		
Gross Expenditure		3,19,18,55
Deduct-Receipts and Recoveries		(-)3,53,93,11
Net Expenditure		(-)34,74,56
Wheat/Atta-		
Gross Expenditure		69,65,70
Deduct-Receipts and Recoveries		(-)1,27,24,76
Net Expenditure		(-)57,59,06
Maize-		
Gross Expenditure		-
Deduct-Receipts and Recoveries		-
Net Expenditure		-
Direction and Administration-		
Gross Expenditure		-
Deduct Receipts and Recoveries		-
Net Expenditure		-
Other expenditure		-
Gross expenditure		55,19,00
		4,69
Deduct recoveries		(-)16,35,32
Net Expenditure		38,83,68
		4,69

NO.13 (Contd.)

the year		Expenditure to end of the
Plan	Total	year
(3)	(4)	(5)
(Rupees in thousand)		
1,40	1,40	6,09,15
20	20	49,43
-	-	1,13,04
-	-	2,85,78
27,79,73	27,81,33	1,91,55,10
27,81,33	27,82,93	2,02,12,50
61,96	61,96	1,11,20
11,97,27	12,01,15	38,09,03
72,96	72,96	7,31,27
13,32,19	13,36,07	46,51,50
41,13,52	41,19,00	2,48,64,00
-	3,19,18,55	38,65,23,24
(-93,96)	(-3,54,87,07)	(-35,78,15,14)
(-93,96)	(-35,68,52)	2,87,08,10
-	69,65,70	13,42,01,35
(-83,72)	(-1,28,08,48)	(-14,87,74,67)
(-83,72)	(-58,42,78)	(-1,45,73,32)
-	-	13,22
-	-	(-10,34,26)
-	-	(-10,21,04)
-	-	6,72,00,44
-	-	(-1,03,02,20)
-	-	5,68,98,24
1,02	55,24,71	55,24,71
(-1,48)	(-16,36,80)	(-16,36,80)
(-46)	38,87,91	38,87,91

STATEMENT

(1)	Expenditure during	
	Non-Plan	
	(2)	
	(Rupees in thousand)	
C- CAPITAL ACCOUNT OF ECONOMIC SERVICES -(Contd.)		
(a) Capital Account of Agriculture and Allied Activities- (Contd.)		
4408- Capital Outlay on Food, Storage and Warehousing-(Concl.)		
01- Food-(Concl.)		
103- Food Processing-		
Gross Expenditure		-
Deduct Receipts and Recoveries		-
Net Expenditure		-
800- Other Expenditure-		
Gross Expenditure		36,35
Deduct-Receipts and Recoveries		-
Net Expenditure		36,35
	Total-01	(-)53,13,59
		4,69
02- Storage and Warehousing-		
101- Rural Godown Programmes		-
190- Investments in Public Sector and other Undertakings-		
(i)- Share Capital Investment for Setting up of Cold Storage Plant		-
800- Other Expenditure		-
	Total-02	-
	Total-4408	(-)53,13,59
		4,69
4415- Capital Outlay on Agricultural Research-		
01- Crop Husbandry-		
004- Research-		
Gross Expenditure		-
Deduct-Receipts and Recoveries		-
Net Expenditure		-
800- Other Expenditure		-
	Total-01	-
03- Animal Husbandry-		
277- Education		-
	Total-03	-
04- Dairy Development-		
800- Other Expenditure		-
	Total-04	-

NO.13 (Contd.)

the year		Expenditure to end of the
Plan	Total	year
(3)	(4)	(5)
(Rupees in thousand)		
-	-	12,58,81
-	-	(-),8,54,49
-	-	4,04,32
-	36,35	2,01,72,93
-	-	(-),4,20,27,94
-	36,35	(-),2,18,55,01
(-),1,78,14	(-),54,87,04	5,24,49,20
-	-	76,27
-	-	37,62
5,64	5,64	5,84
5,64	5,64	1,19,73
(-),1,72,50	(-),54,81,40	5,25,68,93
-	-	5,09,62
-	-	(-),18,51
-	-	4,91,11
-	-	13,19
-	-	5,04,30
-	-	7,83
-	-	7,83
-	-	90
-	-	90

STATEMENT

(1)	Expenditure during	
	Non-Plan	
	(2)	(2)
(Rupees in thousand)		
C- CAPITAL ACCOUNT OF ECONOMIC SERVICES -(Contd.)		
(a) Capital Account of Agriculture and Allied Activities-(Contd.)		
4415- Capital Outlay on Agricultural Research-(Concl.)		
80- General-		
277- Education		-
800- Other Expenditure		-
	Total-80	-
	Total-4415	-
4416- Investments in Agricultural Financial Institutions-		
190- Investments in Public Sector and other Undertakings		-
	Total-4416	-
4425- Capital Outlay on Co-operation-		
001- Direction and Administration		-
004- Research and Evaluation		-
106- Investment in Multi-Purpose Rural Co-operatives		-
107- Investment in Credit Co-operatives-		
(i)- Share Capital investment in Jammu and Kashmir Land Development Bank Limited		-
(ii)- Share Capital investment in Jammu and Kashmir Co-operative Bank Limited.		-
(iii)- Share Capital investment in Primary Agriculture Co-operative		-
(iv)- Other Investments in credit Co-operatives		-
108- Investment in other Co-operatives-		
(i)- Warehousing and Marketing Co-operatives		-
(ii)- Processing Co-operatives		-
(iii)- Consumer Co-operatives		-
(iv)- Other Co-operatives		-
190- Investments in Public Sector and other Undertakings-		
(i)- Share Capital Investment in Marketing Societies Consumer Business, Kashmir		-
(ii)- Share Capital Investment in Marketing Societies Consumer Business, Jammu		-
200- Other Investments-		
(i)- Other Investments		33,38
(ii)- Margin Money for Fertilizer Marketing		-
	Total-4425	33,38

NO.13 (Contd.)

the year		Expenditure to end of the year
Plan (3)	Total (4)	
(Rupees in thousand)		
12,00,00	12,00,00	65,98,16
-	-	71,00
12,00,00	12,00,00	66,69,16
12,00,00	12,00,00 *	71,82,19
-	-	40
-	-	40
33,15	33,15	3,21,80
-	-	26,07
-	-	26,33
-	-	77,33
-	-	60,89
-	-	59,58
1,12	1,12	1,13,21
-	-	49,30
-	-	47,71
-	-	3,34,89
7,36,66	7,36,66	9,13,90
-	-	2,51,34
-	-	44,07
-	33,38	6,74,85
-	-	4,99,20
7,70,93	8,04,31 \$	35,00,47

* Represents Grants-in-aid paid to Sher-e-Kashmir Agricultural University of Science and Technology, Jammu.

\$ Includes Rs.4,39,85 thousand as Grants-in-aid paid to Secretary Jammu and Kashmir Co-operative Union Ltd. Jammu.

STATEMENT

Expenditure during
Non-Plan
(2)

(1)

(Rupees in thousand)

C- CAPITAL ACCOUNT OF ECONOMIC SERVICES -(Contd.)**(a) Capital Account of Agriculture and Allied Activities-(Concl'd.)**

4435- Capital Outlay on other Agricultural Programmes-

01- Marketing and Quality Control-

101- Marketing Facilities

190- Investments in Public Sector and other Undertakings

800- Other Expenditure

Total-01

60- Others-

800- Other Expenditure

Total-60

Total-4435

Total-(a)-Capital Account of Agriculture and Allied Activities**(-)42,90,74****4,69****(b) Capital Account of Rural Development-**

4515- Capital Outlay on other Rural Development Programmes-

102- Community Development

103- Rural Development

800- Other Expenditure

Total-4515

Total (b) Capital Account of Rural Development

1,44

35,65

37,09

37,09**(c) Capital Account of Special Areas Programmes-**

4575- Capital Outlay on other Special Areas Programmes-

02- Backward Areas- *

253- District Administration

259- Public Works

277- Education

280- Medical

282- Public Health, Sanitation and Water Works

285- Information and Publicity

288- Food Fair Price Shops

298- Co-operation

305- Agriculture

306- Minor Irrigation

307- Soil and Water Conservation

* Represents expenditure on Development of Ladakh.

NO.13 (Contd.)

the year		Expenditure to end of the
Plan	Total	year
(3)	(4)	(5)
(Rupees in thousand)		
-	-	65,15
-	-	41
-	-	16,87
-	-	82,43
-	-	2,68
-	-	2,68
-	-	85,11
95,02,28	52,16,23	16,89,65,15
13,78,02	13,79,46	61,44,85
48,95,97	49,31,62	3,41,73,97
15,00,43	15,00,43	1,52,75,68
77,74,42	78,11,51	5,55,94,50
77,74,42	78,11,51	5,55,94,50
-	-	14,38,90
-	-	3,00,85,25
-	-	83,10
-	-	38,12
-	-	29,67,13
-	-	5,35
-	-	8,82,85
-	-	3,04,27
-	-	46,32
-	-	15,54,96
-	-	1,81,92

STATEMENT

(1)	Expenditure during	
	Non-Plan	
	(2)	(2)
	(Rupees in thousand)	
C- CAPITAL ACCOUNT OF ECONOMIC SERVICES -(Contd.)		
(c) Capital Account of Special Areas Programmes-(Concl.)		
4575- Capital Outlay on other Special Areas Programmes-(Concl.)		
02- Backward Areas-(Concl.)		
309- Food and Nutrition		-
310- Animal Husbandry		(-)1,11 *
313- Forestry		(-)19,39 *
314- Community Development		-
321- Village and Small Scale Industries		-
333- Irrigation and Flood Control Projects		-
334- Power Projects		-
601- Purchase of Mini Bus		-
602- Flood Control and Anti-sea Erosion Projects		-
603- Upgradation (as per 8th Finance Commission)		-
800- Other Expenditure		-
	Total-02	(-)20,50 *
04- Ladakh Autonomous Hill Development Council-		
113- Ladakh Autonomous Hill Development Council Fund		-
	Total-04	-
60- Others		-
800- Other Expenditure		-
	Total-60	-
	Total-4575	(-)20,50
Total - (c) -Capital Account of Special Areas Programmes		(-)20,50
(d) Capital Account of Irrigation and Flood Control-		
4701- Capital Outlay on Major and Medium Irrigation-		
01- Major Irrigation Commercial-		
001- Direction and Administration		-
052- Machinery and Equipment		-
381- ANS Irrigation Scheme		-
382- Accelerated Irrigation Benefit Programme		-
383- Modernisation of Canals		-
534- Lakhanpur/Basantupr Lift Irrigation		-
535- Kandi Canal		-
601- Remodeling of Ranbir Canal		-
602- Partap Canal		-
603- Kathua Feeder Canal		-
604- Baramulla Lift Irrigation Scheme		-
605- Lethpora Lift Scheme		-
606- Manwal Zoura Irrigation Scheme		-

* Please see footnote 'a' at page No. 105 (Statement No 12)

NO.13 (Contd.)

the year		Expenditure to end of the	
Plan	Total	year	
(3)	(4)	(5)	
(Rupees in thousand)			
-	-	76,17	
	(-1,11	15,69	
21,40	2,01	9,59,25	
-	-	3,29,62	
-	-	22,08	
-	-	29,88,00	
-	-	1,08,69,98	
-	-	51	
-	-	2,46,13	
-	-	2,20,23	
-	-	7,82,03	
21,40	90	5,40,97,86	
1,39,00,00	1,39,00,00	7,85,53,40	
1,39,00,00	1,39,00,00	7,85,53,40	
-	-	5,85,54	
-	-	5,85,54	
1,39,21,40	1,39,00,90	13,32,36,80	
1,39,21,40	1,39,00,90	13,32,36,80	
5,27,11	5,27,11	25,70,48	
44,63	44,63	1,37,24	
-	-	24,95,46	
2,67,71	2,67,71	40,99,21	
1,80,68	1,80,68	20,97,01	
24,71	24,71	24,71	
1,86,75	1,86,75	1,86,75	
7,59,86	7,59,86	84,52,60	
3,81,94	3,81,94	25,54,66	
20,59	20,59	14,91,03	
2,50	2,50	4,59,67	
25,00	25,00	8,26,56	
-	-	1,80,79	

STATEMENT

(1)	Expenditure during	
	Non-Plan	
	(2)	(2)
(Rupees in thousand)		
C- CAPITAL ACCOUNT OF ECONOMIC SERVICES -(Contd.)		
(d) Capital Account of Irrigation and Flood Control-(Contd.)		
4701- Capital Outlay on Major and Medium Irrigation- (Concl.)		
01- Major Irrigation Commercial-(Concl.)		
607- Marval Lift Scheme		-
608- New Krewa Lift Scheme		-
609- Rajal Lift Irrigation		-
610- Ranjan Lift Irrigation Scheme		-
611- Ravi Canal		-
612- Ravi Tawi Lift Irrigation Scheme		-
613- Yousmarg Storage Tank Scheme		-
614- Koil Lift Irrigation Scheme		-
615- Tral Lift Irrigation Scheme		-
616- Other Works each costing Rs.one crore and less		-
617- Raya Lift Scheme		-
619- Martand Canal		-
630- Dadi Canal		-
631- Ahizi Canal		-
632- Zainagir Canal		-
633- Rafiaband Canal		-
634- Lar Canal		-
635- Rajpura Canal		-
636- Mav Hul Kulgam		-
637- Babul Canal Tangmarg		-
799- Suspense		-
	Total-01	-
02- Major Irrigation- Non-Commercial-		
001- Director and Administration		-
	Total -02	-
04- Medium Irrigation Non Commercial		
001- Direction & Administration		-
	Total-04	-
80- General-		
001- Direction and Administration		-
005- Survey and Investigation		-
052- Machinery and Equipment		-
800- Other Expenditure		-
	Total-80	-
	Total-4701	-
4702- Capital Outlay on Minor Irrigation-		
101- Surface Water		-
102- Ground Water		-
800- Other Expenditure		-
	Total-4702	-

NO.13 (Contd.)

the year		Expenditure to end of the
Plan	Total	year
(3)	(4)	(5)
(Rupees in thousand)		
-	-	18,57,50
-	-	3,13,28
34,24	34,24	13,69,12
63,18	63,18	16,21,94
27,27	27,27	1,00,64,14
2,03,09	2,03,09	18,13,17
-	-	1,94,46
8,50	8,50	16,94,32
3,79,60	3,79,60	34,07,95
1,25,26	1,25,26	73,79,64
19,60	19,60	2,51,07
4,53,39	4,53,39	7,25,55
5,93,66	5,93,66	13,83,43
50,00	50,00	2,48,86
10,00	10,00	4,79,83
3,93,04	3,93,04	4,58,73
49,99	49,99	1,41,28
3,77,01	3,77,01	5,00,97
2,63,00	2,63,00	2,63,00
70,00	70,00	70,00
-	-	1,55,13
<u>55,42,31</u>	<u>55,42,31</u>	<u>5,99,69,54</u>
-	-	34,03
-	-	34,03
<u>5,60,15</u>	<u>5,60,15</u>	<u>5,60,15</u>
<u>5,60,15</u>	<u>5,60,15</u>	<u>5,60,15</u>
-	-	15,66
-	-	13,56
15	15	62,54
6,04	6,04	21,00,16
6,19	6,19	21,91,92
<u>61,08,65</u>	<u>61,08,65</u>	<u>6,27,55,64</u>
71,07,58	71,07,58	1,61,96,19
-	-	17,04
<u>13,29,02</u>	<u>13,29,02</u>	<u>1,59,81,32</u>
<u>84,36,60</u>	<u>84,36,60</u>	<u>3,21,94,55</u>

STATEMENT

(1)	Expenditure during	
	Non-Plan	
	(2)	(2)
	(Rupees in thousand)	
C- CAPITAL ACCOUNT OF ECONOMIC SERVICES -(Contd.)		
(d) Capital Account of Irrigation and Flood Control-(Concltd.)		
4711- Capital Outlay on Flood Control Projects-		
01- Flood Control-		
001- Direction and Administration		-
052- Machinery and Equipment		-
103- Civil Works		-
Other Works each costing Rs.one crore and less		-
799- Suspense		-
800- Other Expenditure		-
	Total-01	-
02- Anti-Sea Erosion Projects-		
001- Direction and Administration		-
052- Machinery and Equipment		-
103- Civil Works		-
800- Other Expenditure		-
	Total-02	-
03- Drainage-		
001- Direction and Administration		-
103- Civil Works		-
800- Other Expenditure		-
	Total-03	-
	Total-4711	-
	Total-(d)-Capital Account of Irrigation and Flood Control	-
(e) Capital Account of Energy-		
4801- Capital Outlay on Power Projects-		
01- Hydel Generation-		
001- Direction and Administration		-
052- Machinery and Equipment		-
190- Investments in Public Sector and other Undertakings-		-
(i)- Investment in National Projects Construction Corporation, Limited		-
(ii)- Investment in Baghliar Power Project		-
799- Suspense-		
Electric Central Stores Division,Pampore-Srinagar		-
Chenani Hydel Project		-
Jammu Joginder Nagar Miran Sahib Power Projects		-
Lower Jehlum Hydel Project		-
Sindh Valley Schemes and Mohra Power House		-

NO.13 (Contd.)

the year		Expenditure to end of the
Plan	Total	year
(3)	(4)	(5)
(Rupees in thousand)		
27,98	27,98	12,78,48
-	-	15,03
28,70,00	28,70,00	2,12,65,18
-	-	52,62,52
-	-	(-)4,85
-	-	10,85,36
<u>28,97,98</u>	<u>28,97,98</u>	<u>2,89,01,72</u>
-	-	34,28
-	-	1,47
-	-	6,01
-	-	7,13,77
-	-	<u>7,55,53</u>
1,59	1,59	1,59
-	-	6,01
-	-	5
<u>1,59</u>	<u>1,59</u>	<u>7,65</u>
<u>28,99,57</u>	<u>28,99,57</u>	<u>2,96,64,90</u>
<u>1,74,44,82</u>	<u>1,74,44,82</u>	<u>12,46,15,09</u>
-	-	4,14,58
-	-	73
-	-	10,00
-	-	3,14,81,72
-	-	(-)18,07
-	-	16,11,48
-	-	4,83,69
-	-	1,86,41,55
-	-	9,99,44

STATEMENT

(1)	Expenditure during	
	Non-Plan	
	(2)	
	(Rupees in thousand)	
C- CAPITAL ACCOUNT OF ECONOMIC SERVICES -(Contd.)		
(e) Capital Account of Energy-(Contd.)		
4801- Capital Outlay on Power Projects-(Contd.)		
01- Hydel Generation-(Concl.)		
799- Suspense-(Concl.)		
Upper Sindh Hydel Project-I (Sumbal)		
Grid Station, Amargarh		
Grid Station, Wanpoh		
New Tunnel		
Upper Sindh Hydel Project-II (Kangan)		
Micro Hydel Station, Karnah		
New Generations, Karnah		
132-Grid Station, Gladni		
Grid Station, Pampore		
Grid Station, Habak		
Sewa Project, Basohli		
Other Works each costing Rs.one crore and less		
800- Other Expenditure-		
(i)- Assistance to Baglihar Hydro-electric Project		
(ii)- Other Expenditure		
	Total-01	
02- Thermal Power Generation-		
001- Direction and Administration		
799- Suspense-		
Thermal Power Project, Kalakote including Transmission Line		
Kalakote		
Other Works each costing Rs.one crore and less		
	Total-02	
04- Diesel / Gas Power Generation-		
001- Direction and Administration		
645- M.V. DG Sets		
646- DG Sets in five blocks		
647- Other diesel generating sets in Leh		
648- DG Station		

NO.13 (Contd.)

the year		Expenditure to end of the
Plan	Total	year
(3)	(4)	(5)
(Rupees in thousand)		
-	-	3,65,92
-	-	4,40,31
-	-	17,66,24
-	-	49,41,43
-	-	2,64,91,64
-	-	26,97,24
-	-	1,59,89
-	-	14,76,25
-	-	12,36,92
-	-	3,18,69
-	-	1,76,19,48
-	-	2,64,43,86
10,08,52	10,08,52	2,04,63,39
-	-	3,37,56,81
<u>10,08,52</u>	<u>10,08,52</u>	<u>19,18,03,19</u>
-	-	3,77,15
-	-	2,08,81
-	-	1,43
-	-	<u>5,87,39</u>
-	-	25,70
4,98,00	4,98,00	11,34,30
2,75,00	2,75,00	7,50,23
-	-	1,05,89
1,21,62	1,21,62	2,64,19

STATEMENT

(1)	Expenditure during	
	Non-Plan	
	(2)	
	(Rupees in thousand)	
C- CAPITAL ACCOUNT OF ECONOMIC SERVICES -(Contd.)		
(e) Capital Account of Energy-(Contd.)		
4801- Capital Outlay on Power Projects-(Contd.)		
04- Diesel / Gas Power Generation-(Concl.)		
649- Stankna Hydel project		
650- O&M 3MV		
651- O&M/MV Leh		
652- DG Station, Kargil		
676- Generation Schemes		
799- Suspense-		
Diesel Station, Srinagar including Purchase and Installation of Generating Station, Srinagar.		
Other Works each costing Rs.one crore and less		
		Total-04
05- Transmission and Distribution-		
001- Direction and Administration		
052- Machinery and Equipment		
502- Transmission Line Gladini Udhampur		
503- Transmission Line Hiranagar Batal Manwal		
504- Lilo Gangyal		
505- Lilo BB-II		
506- Buram MiranSahib Transmission Line		
507- Bishnah Miransahib Transmission Line		
536- Burn Canal Transmission Line		
537- Burn Bishnah Transmission Line		
538- BB-II Transmission Line Gladini		
598- C&R FTP (Prime minister Reconstruction Programme		
599- Circuit Braker for System & Operation Wing Kashmir		
601- 132-K.V Badampora Transmission Line		
602- 220 K.V Gladni Udhampur Transmission Line		
603- Buran Janipora Transmission Line		
604- Buran Kishenpur Transmission Line		
605- 132 DC Kalakote		
606- 220-DC Thein Hiranagar		
607- 132-K.V Ganderbal Transmission Line		
608- 132 Kathua Mahanpur Transmission Line		
609- Rajouri, Poonch Transmission Line		
610- 132 KV Ring Main Line		
611- Buran Poonch Transmission Line		

NO.13 (Contd.)

the year		Expenditure to end of the	
Plan	Total	year	(5)
(3)	(4)		
(Rupees in thousand)			
14,05	14,05	4,30,67	
5,00,00	5,00,00	11,71,18	
3,30,00	3,30,00	8,73,03	
8,20,00	8,20,00	14,46,04	
-	-	9,50,48	
-	-	4,90,10,51	
-	-	4,12,97	
<u>25,58,67</u>	<u>25,58,67</u>	<u>5,65,75,19</u>	
1,73,00,00	1,73,00,00	13,41,68,65	
-	-	27,47	
1,14,06	1,14,06	1,14,06	
3,08	3,08	3,08	
3,16	3,16	3,16	
9,06	9,06	9,06	
83	83	83	
87	87	87	
7,38	7,38	7,38	
32,64	32,64	32,64	
35,18	35,18	35,18	
1,46,75	1,46,75	1,46,75	
1,10,15	1,10,15	1,10,15	
-	-	2,15,21,48	
12	12	1,77,72	
-	-	2,25,96	
4,71,21	4,71,21	17,13,80	
-	-	12,23	
60,65	60,65	95,88	
-	-	3,99,90	
-	-	1,75,92	
8,61,81	8,61,81	15,16,49	
1,60	1,60	4,49,93	
-	-	1,66,91	

STATEMENT

(1)	Expenditure during	
	Non-Plan	
	(2)	
	(Rupees in thousand)	
C- CAPITAL ACCOUNT OF ECONOMIC SERVICES -(Contd.)		
(e) Capital Account of Energy-(Contd.)		
4801- Capital Outlay on Power Projects-(Contd.)		
05- Transmission and Distribution-(Contd.)		
612- Awantipora Lassipora Transmission Line		
613- Wagoora Sharifabad Transmission Line		
615- Reasi-Kalakote Transmission Line		
616- UHSP-Stage Two		
617- Bemina Zainkote Transmission Line		
618- Zainkote Sazigeripora Transmission Line		
619- Bemina Habak Transmission Line		
620- Shifting of Airport Line Station Jammu		
622- Ganderbal /Manasbal Transmission Line		
623- Grid Station, Badampora		
625- Grid Station ,Zainakote / Bemina		
628- Grid Station, Mattan		
629- Grid Station, Kulgam		
630- Grid Station, Shoori		
631- Grid Station, Kangan		
632- Grid Station, Kangan		
634- Grid Station, Habak		
635- Grid Station, Rajouri		
636- Grid Statation, Hiranagar		
637- Grid Station,Buran		
638- Grid Station, Samba		
639- Grind Station, Mahanpur		
640- Grid Station, Darba / Poonch		
641- Grid Station, Doda		
642- Grid Station Sidra		
644- Grid Station, Pampore		
653- Transmission Line, Paddar		
665- 132-Grid Station, Gladni		
667- Areas,Electrification of Tourist Spots in Jammu/Srinagar		
669- Udampur/Srinagar including Link between Jammu/Srinagar		
670- System		
671- L.T. Distribution System		
672- 132-KV line Janipur Gladni		
673- Load Despatch Centre-Jammu/Srinagar		

NO.13 (Contd.)

the year		Expenditure to end of the	
Plan	Total	year	(5)
(3)	(4)		
(Rupees in thousand)			
1,85	1,85	15,91,77	
22,39	22,39	5,60,30	
1,00	1,00	1,43,58	
-	-	2,22	
4,36	4,36	23,12,27	
59,07	59,07	20,79,25	
8,02	8,02	37,90	
-	-	1,44,24,36	
-	-	1,43,40	
-	-	4,59	
18,14	18,14	2,11,51	
1,79,36	1,79,36	9,16,06	
65,39	65,39	6,54,84	
1,57,56	1,57,56	20,91,23	
72,39	72,39	4,10,74	
9,78	9,78	11,62	
-	-	2,81	
50,20	50,20	1,43,79	
3,19,33	3,19,33	3,33,27	
6,69,85	6,69,85	25,28,76	
4,00,57	4,00,57	4,25,33	
1,17,57	1,17,57	3,85,39	
1,65,00	1,65,00	5,96,77	
2,04,98	2,04,98	4,36,38	
7,99	7,99	7,99	
1,51	1,51	4,65,36	
-	-	8,63	
-	-	5,53,18	
36,40	36,40	3,31,17,83	
-	-	1,26,04,18	
6,94	6,94	5,37,19,76	
74	74	1,94,49,54	
-	-	7,58,10	
-	-	6,01,16	

STATEMENT

(1)	Expenditure during	
	Non-Plan	
	(2)	
	(Rupees in thousand)	
C- CAPITAL ACCOUNT OF ECONOMIC SERVICES -(Contd.)		
(e) Capital Account of Energy-(Contd.)		
4801- Capital Outlay on Power Projects-(Contd.)		
05- Transmission and Distribution-(Contd.)		
677- Other Grid Station-Udhampur/Srinagar		-
678- 220-KV line Transmission Project, Udhampur		-
680- Zainakote Amar Gragh Transmission Line		-
681- Transmission Line Zainakote Alustang		-
682- Wagura Mir Bazar Transmiission Line		-
683- Pampore Khanmoo Transmission Line		-
684- Mattan Zarkipora Transmission Line		-
685- Hiranagar Miran Sahib Transmission Line		-
686- Draba Chandok Transmission Line		-
687- Gladni Guest House		-
688- Buran Reasi Transmission Line		-
689- Grid Station, Shopian		-
690- Grid Station, Mir Bazar		-
691- Grid Station, Khanmooh		-
692- Grid Station, Lissar		-
693- Grid Station, Wanganpura		-
694- Grid Station, Amargarh		-
695- Grid Station, Magam		-
696- Grid Station, Tithar		-
697- Grid Station, Bari Brahamna		-
698- Grid Station, Gangyal		-
699- Grid Station, Bishnah		-
700- Grid Station, Chandak		-
701- Grid Station, Katra		-
702- Grid Station, Battal		-
703- Grid Station, Miran Sahib		-
704- Grid Station, Siot		-
705- Grid Station, Poni Chack		-
706- Grid Station, Bandipora		-
707- Grid Station, Budgam		-
708- Buran Siot Transmission Line		-
709- Lissar Shopian Transmission Line		-
710- Bemina Budgam Transmission Line		-
711- USHP Kangan Transmission Line		-
712- Tithar Banihal Transmission Line		-
713- LJHP Magam Transmission		-
714- Bandipora Badampura		-
715- Arampora Kupwara Transmission Line		-

NO.13 (Contd.)

the year		Expenditure to end of the
Plan	Total	year
(3)	(4)	(5)
(Rupees in thousand)		
-	-	3,26,10,92
-	-	2,33,62
1,61,83	1,61,83	5,73,71
4,00,74	4,00,74	11,34,79
3,67,35	3,67,35	7,71,53
65,02	65,02	79,49
-	-	1,21
-	-	22,99
1,29,99	1,29,99	2,68,99
-	-	30,00
3,58,41	3,58,41	5,10,35
-	-	98,70
87,26	87,26	2,27,99
3,72,57	3,72,57	4,96,52
-	-	50
-	-	5,93
-	-	1,54,44
3,75,63	3,75,63	3,99,32
4,86,73	4,86,73	6,72,51
12,34,83	12,34,83	20,55,70
3,71,31	3,71,31	8,90,25
6,41,98	6,41,98	9,88,88
79,26	79,26	1,78,30
23,55	23,55	3,16,36
2,86	2,86	2,32,52
-	-	1,03,00
15,00	15,00	2,79,09
10,63	10,63	1,43,55
-	-	89,74
96,42	96,42	5,42,54
1,06,77	1,06,77	1,11,62
-	-	10,00
-	-	38,00
-	-	63
25,67	25,67	30,17
-	-	27,50
-	-	20,00
25,68	25,68	40,68

STATEMENT

(1)	Expenditure during	
		Non-Plan
	(2)	(2)
	(Rupees in thousand)	
C- CAPITAL ACCOUNT OF ECONOMIC SERVICES -(Contd.)		
(e) Capital Account of Energy-(Concl.)		
4801- Capital Outlay on Power Projects-(Concl.)		
05- Transmission and Distribution-(Concl.)		
716- Grid Station, Alustang		-
717- Buran Miran Sahib Transmission Line		-
718- Hiranagar Battal Manwal Transmission Line		-
799- Suspense		-
800- Other Expenditure		-
Other Works each costing Rs.one crore and less		-
	Total-05	-
06- Rural Electrification-		
001- Direction Administration		-
052- Machinery and Equipment		-
898- Sub-Transmission Division II- Jammu		-
908- M & R Electrification Division- III		-
909- Executive Engineer Electric Division II-Srinagar		-
935- Electric Division-Badgam		-
956- Sub-Transmission Division I- Srinagar		-
1366- Jammu		-
1367- Gandhi Nagar, Jammu		-
1803- Electric Maintenance and Rural Engineering-Vijaypur, Jammu		-
Other Works each costing Rs. One crore and less		-
799- Suspense		-
800- Other Expenditure		-
	Total-06	-
80- General-		
004- Research and Development		-
799- Suspense		-
800- Other Expenditure		-
	Total -80	-
	Total-4801	-
	Total-(e)-Capital Account of Energy	-
(f) Capital Account of Industry and Minerals-		
4851- Capital Outlay on Village and Small Industries-		
001- Direction Administration		-
101- Industrial Estates		-
102- Small Scale Industries		-

NO.13 (Contd.)

the year		Expenditure to end of the
Plan	Total	year
(3)	(4)	(5)
(Rupees in thousand)		
-	-	1,27,25
-	-	3,99
-	-	4,54
-	-	(-) 32,10
2,11,06,69	2,11,06,69	3,74,31,47
-	-	5,94,60,87
<u>4,82,85,12</u>	<u>4,82,85,12</u>	<u>45,42,37,43</u>
16,11	16,11	1,08,03,92
-	-	18,77
-	-	3,75,44
-	-	3,70,51
-	-	1,24,02
-	-	1,25,00
-	-	1,01,16
-	-	1,43,05
-	-	2,30,33
-	-	11,62,91
-	-	1,96,12
-	-	(-)86
-	-	90,27
<u>16,11</u>	<u>16,11</u>	<u>1,37,40,64</u>
-	-	13
-	-	6,73
<u>1,46,65,01</u>	<u>1,46,65,01</u>	<u>1,73,80,09</u>
<u>1,46,65,01</u>	<u>1,46,65,01</u>	<u>1,73,86,95</u>
<u>6,65,33,43</u>	<u>6,65,33,43</u>	<u>73,43,30,79</u>
<u>6,65,33,43</u>	<u>6,65,33,43</u>	<u>73,43,30,79</u>
59	59	59
62,73,71	62,73,71	2,20,06,88
96,17	96,17	1,05,51,89

STATEMENT

(1)	Expenditure during	
	Non-Plan	
	(2)	
	(Rupees in thousand)	
C- CAPITAL ACCOUNT OF ECONOMIC SERVICES -(Contd.)		
(f) Capital Account of Industry and Minerals-(Contd.)		
4851- Capital Outlay on Village and Small Industries-(Concl.)		
103- Handloom Industries		-
104- Handicraft Industries		-
105- Khadi & Village Industries		-
107- Sericulture Industries		-
108- Powerloom Industries		-
109- Composite Village and Small Industries Co-operatives		-
190- Investments in Public Sector and Other Undertakings-		
(i)- Investment in Share Capital of J&K Handicrafts (Sales and Exports Corporation Limited)		-
(ii)- Investment in J&K State Handloom Development Corporation Limited		-
(iii)- Investment in Jammu and Kashmir Industries Limited		-
(iv)- Other Share Capital Investment in Industrial Sector		-
(v)- Other Share Capital Investment in Handloom Sector		-
(vi)- Other Share Capital Investment in Handicrafts Sector		-
200- Other Village Industries		-
800- Other Expenditure		-
	Total-4851	-
4852- Capital Outlay on Iron and Steel Industries-		
01- Mining-		
800- Other Expenditure		-
	Total-01	-
02- Manufacture-		
190- Investments in Public Sector and Other Undertakings-		
(i)- SICOP		-
(ii)- SIDCO		-
800- Other Expenditure		-
	Total-02	-
	Total-4852	-
4853- Capital Outlay on Non-Ferrous Mining and Metallurgical Industries -		
01- Mineral Exploration and Development-		
190- Investment in Public Sector and other Undertakings-		
(i)- Geology and Mining		-

NO.13 (Contd.)

the year		Expenditure to end of the
Plan	Total	year
(3)	(4)	(5)
(Rupees in thousand)		
1,82,41	1,82,41	12,50,01
2,72,50	2,72,50	23,31,87
55,00	55,00	14,35,30
3,48,81	3,48,81	49,37,13
-	-	14,41
-	-	6,20
-	-	16,16,60
-	-	8,18,50
-	-	9,02,33
-	-	63,03
-	-	10,08,71
-	-	18,50
-	-	4,83
6,83,00	6,83,00	25,71,25
79,12,19	79,12,19 ^a	4,95,38,03
-	-	3,68,97
-	-	3,68,97
-	-	15,00
-	-	30,00
12,57,85	12,57,85	21,88,85
12,57,85	12,57,85	22,33,85
12,57,85	12,57,85	26,02,82
-	-	16,18,44

^a Include Rs.42,96 thousand as Grants-in-aid paid to Director Entrepreneurship Development Institute Jammu and Kashmir.

STATEMENT

(1)	Expenditure during	
	Non-Plan	
	(2)	(2)
	(Rupees in thousand)	
C- CAPITAL ACCOUNT OF ECONOMIC SERVICES -(Contd.)		
(f) Capital Account of Industry and Minerals-(Contd.)		
4853- Capital Outlay on Non-Ferrous Mining and Metallurgical Industries-(concl.)		
01- Mineral Exploration and Development-(Concl.)		
800- Other Expenditure		
	Total-01	
60- General-		
800- Other Expenditure		
	Total-60	
	Total-4853	
4854- Capital Outlay on Cement and Non-Metallic Mineral Industries-		
01- Cement-		
004- Research and Development		
	Total-01	
	Total-4854	
4858- Capital Outlay on Engineering Industries-		
60- Other Engineering Industries-		
190- Investments in Public Sector and other Undertakings-		
(i)- Investment in Tawi Scooters Limited		
(ii)- Other Industries		
	Total-60	
	Total-4858	
4860- Capital Outlay on Consumer Industries-		
01- Textiles-		
800- Other Expenditure		
	Total-01	
05- Paper and Newsprint-		
800- Other Expenditure		
	Total-05	
60- Others-		
600- Others-		
Cement		
Ceramics		
Wool		
Match Factory / Pharmaceuticals		
Joinery Mill		
Investment in J&K Industries Limited		
Share Capital of J&K Minerals		
	Total-60	
	Total-4860	

NO.13 (Contd.)

the year		Expenditure to end of the
Plan	Total	year
(3)	(4)	(5)
(Rupees in thousand)		
2,08,28	2,08,28	27,56,30
2,08,28	2,08,28	43,74,74
-	-	25,94
-	-	25,94
2,08,28	2,08,28	44,00,68
-	-	24,06
-	-	24,06
-	-	24,06
-	-	10,00
-	-	1,15,23
-	-	1,25,23
-	-	1,25,23
-	-	1,39,40
-	-	1,39,40
-	-	1,52
-	-	1,52
-	-	15,36,17
-	-	28,36
-	-	1,59,92
-	-	4,00
-	-	60,00
-	-	9,45,49
-	-	2,58,91
-	-	29,92,85
-	-	31,33,77

STATEMENT

(1)	Expenditure during	
		Non-Plan
	(2)	(2)
	(Rupees in thousand)	
C- CAPITAL ACCOUNT OF ECONOMIC SERVICES -(Contd.)		
(f) Capital Account of Industry and Minerals-(Concl.)		
4875- Capital Outlay on other Industries-		
60- Other Industries-		
800- Other Expenditure		
	Total-60	-
	Total-4875	-
4885- Other Capital Outlay on Industries and Minerals-		
01- Investments in Industrial Financial Institutions-		
190- Investments in Public Sector and other Undertakings-		
(i)- Limited		-
(ii)- Share Capital in J&K Financial Corporation Limited		-
(iii)- Corporation Limited		-
200- Other Investments-		
(i)- Participation with Private Sector		-
(ii)- Briquetting Plant		-
(iii)- Building Industries		-
	Total-01	-
60- Others-		
800- Other Expenditure-		
(i)- Development of Industrial Areas		-
(ii)- Other Expenditure		-
	Total-60	-
	Total-4885	-
	Total-(f)-Capital Account of Industry and Minerals	-
(g) Capital Account of Transport-		
5054- Capital Outlay on Roads and Bridges-		
01- National Highways-		
052- Machinery & Equipment		-
101- Permanent Bridges		-
337- Road Works		-
800- Other Expenditure		-
	Total-01	-
02- Strategic and Border Roads-		
101- Bridges		-

NO.13 (Contd.)

the year		Expenditure to end of the
Plan	Total	year
(3)	(4)	(5)
(Rupees in thousand)		
-	-	6,01
-	-	6,01
-	-	6,01
-	-	30,76,54
-	-	40,66
-	-	3,47,50
-	-	17,27
-	-	14,59
-	-	1,92,05
-	-	36,88,61
-	-	4,43,66
-	-	1,40,64
-	-	5,84,30
-	-	42,72,91
93,78,32	93,78,32	6,41,03,51
-	-	24,25
-	-	1,82,39
-	-	46,73,37
-	-	12,64,44
-	-	61,44,45
-	-	10,31

STATEMENT

Expenditure during

Non-Plan

(1)

(2)

(Rupees in thousand)

C- CAPITAL ACCOUNT OF ECONOMIC SERVICES -(Contd.)

(g) Capital Account of Transport-(Contd.)

5054- Capital Outlay on Roads and Bridges-(Concl.)

02- Strategic and Border Roads-(Concl.)

337- Road Works

800- Other Expenditure

Total-02

03- State Highways-

001- Direction and Administration

052- Machinery & Equipment

101- Bridges

337- Road Works

794- Special Central Assistance for Tribal Sub Plan

796- Tribal Area Sub Plan

799- Suspense

800- Other Expenditure

Total-03

04- District and other Roads-

101- Bridges

337- Road Works

800- Other Expenditure

Total-04

05- Roads-

101- Bridges

337- Road Works

800- Other Expenditure

Total-05

80- General-

001- Direction and Administration

004- Research

052- Machinery and equipment

796- Tribal Area Sub Plan

797- Transfer to/from Reserve Funds and Deposits Accounts

800- Other Expenditure

902- Deduct Amount Subvention from Central Road Fund

Total-80

Total-5054

11

-

-

-

-

-

-

-

11

3,58,30

NO.13 (Contd.)			
the year		Expenditure to end of the	
Plan	Total	year	(5)
(3)	(4)		
(Rupees in thousand)			
-	-		5,95,99
-	-		23,16
-	-		6,29,46
-	-		38,54
2,33,31	2,33,31		3,06,32
4,05,08,77	4,08,66,96		4,60,66,01
37,80,31	37,80,31		2,11,54,45
-	-		2,41,82
-	-		63,57
-	-		4,60
4,49,46,45	4,49,46,45		12,76,63,16
8,94,68,84	8,98,27,03		19,55,38,47
-	-		32,90,34
47	47		2,31,61,50
-	-		15,30,36,50
47	47		17,94,88,34
-	-		11,73,87
11,27	11,27		33,22,72
-	-		3,05,72
11,27	11,27		48,02,31
99	1,10		2,32,49
-	-		38
56,66	56,66		60,14
-	-		90,78
1,11,13,00	1,11,13,00		2,28,16,00
-	-		42,12,72
(-49,83,27)	(-49,83,27)		(-1,19,87,64) *
61,87,38	61,87,49		1,54,24,87
9,56,67,96	9,60,26,26		40,20,27,90

* From 2003-2004 to 2007-2008

STATEMENT

(1)	Expenditure during	
	Non-Plan	
	(2)	(2)
	(Rupees in thousand)	
C- CAPITAL ACCOUNT OF ECONOMIC SERVICES -(Contd.)		
(g) Capital Account of Transport-(Concltd.)		
5055- Capital Outlay on Road Transport-		
050- Lands and Buildings		-
102- Acquisition of Fleet		-
103- Work Shop Facilities		-
190- Investments in Public Sector and other Undertakings-		
(i)- Investment in Jammu and Kashmir State Road Transport		-
800- Other Expenditure		-
	Total-5055	-
5056- Capital Outlay on Inland Water Transport-		
104- Navigation-		
Tulbul Navigation Lock		-
	Total-5056	-
	Total-(g)-Capital Account of Transport	3,58,30
(h) Capital Account of Communication-		
5275- Capital Outlay on other Communication Services-		
101- Other Communication Facilities		-
800- Other Expenditure		-
	Total-5275	-
	Total-(h)-Capital Account of Communication	-
(i) Capital Account of Science Technology and Environment-		
5425- Capital Outlay on Other Scientific and Environment Research-		
800- Other Expenditure		-
	Total-800	-
	Total-5425	-
	Total (i) Science Technology and Environment	-
(j) Capital Account of General Economic Services-		
5452- Capital Outlay on Tourism-		
01- Tourist Infrastructure-		
101- Tourist Centre		-
102- Tourist Accommodation		-
103- Tourist Transport		-
800- Other Expenditure		-
	Total-01	-
80- General-		
104- Promotion and Publicity		-
190- Investments in Public Sector and other Undertakings-		
(i)- Jammu and Kashmir Tourism Development		-
(ii)- Sher-i-Kashmir International Conference Centre		-
(iii)- Jawahar Institute of Mountaineering, Batote		-
(iv)- Cable Car Corporation		-
800- Other Expenditure		4,94
	Total-80	4,94
	Total-5452	4,94

NO.13 (Contd.)

the year		Expenditure to end of the year	
Plan	Total		
(3)	(4)		(5)
(Rupees in thousand)			
-	-	-	5,20,17
30,99	30,99	-	17,26,01
-	-	-	1,58,26
-	-	-	88,62,11
8,91,14	8,91,14	-	25,35,47
<u>9,22,13</u>	<u>9,22,13</u>	-	<u>1,38,02,02</u>
-	-	-	27,74,37
-	-	-	<u>27,74,37</u>
<u>9,65,90,09</u>	<u>9,69,48,39</u>	-	<u>41,86,04,29</u>
-	-	-	40
-	-	-	1,69
-	-	-	2,09
-	-	-	<u>2,09</u>
2,76,89	2,76,89	-	2,76,89
<u>2,76,89</u>	<u>2,76,89</u>	-	<u>2,76,89</u>
<u>2,76,89</u>	<u>2,76,89</u>	-	<u>2,76,89</u>
<u>2,76,89</u>	<u>2,76,89</u>	-	<u>2,76,89</u>
85,20	85,20	-	3,52,18
36,34	36,34	-	1,30,73,01
-	-	-	1,99
-	-	-	43,09,74
<u>1,21,54</u>	<u>1,21,54</u>	-	<u>1,77,36,92</u>
-	-	-	41,85,42
-	-	-	21,12,79
-	-	-	8,39,52
-	-	-	7,00
-	-	-	10,28,25
1,17,83,78	1,17,88,72	-	3,83,56,44
<u>1,17,83,78</u>	<u>1,17,88,72</u>	-	<u>4,65,29,42</u>
<u>1,19,05,32</u>	<u>1,19,10,26</u> a	-	<u>6,42,66,34</u>

a Includes Rs.45,00 thousand as Grants-in-aid paid to Secretary Royal Spring Golf Course Srinagar.

Nature of expenditure (1)	STATEMENT	
	Expenditure during Non-Plan (2)	
	(Rupees in thousand)	
C- CAPITAL ACCOUNT OF ECONOMIC SERVICES -(Concl.)		
(j) Capital Account of General Economic Services-(Concl.)		
5465- Investments in General Financial and Trading Institutions-		
01- Investments in General Financial Institutions-		
190- Investments in Public Sector and other Undertakings, Banks etc.-		
(i)- Investment in J&K Bank		28,09,50
(ii)- Investment in J&K Financial Corporation		-
(iii)- Investment in Kamraz Rural Bank		-
(iv)- Investment in Jammu Rural Bank		-
(v)- Other investments		-
	Total-01	28,09,50
	Total-5465	28,09,50
5475- Capital Outlay on other General Economic Services-		
101- Land Ceilings (Other than Agriculture Land)		-
102- Civil Supplies		-
103- Land Ceilings for Agriculture Land		-
112- Statistics		-
190- Investments in Public Sector and other undertakings, Banks etc.-		
(i)- Investment in J&K Kamraz Rural Bank		-
(ii)- Investment in J&K Rural Bank		-
(iii)- Ellaquai Dehati Bank		-
202- Compensation to Land Holders		-
800- Other Expenditure		29,00
	Total-5475	29,00
	Total-(j) - Capital Account of General Economic Services	28,43,44
TOTAL C-CAPITAL ACCOUNT OF ECONOMIC SERVICES		(-)10,72,41
		4,69
TOTAL CAPITAL EXPENDITURE		75,72,83
		4,69

NO. 13(Concl'd.)

the year		Expenditure to end of the
Plan	Total	year
(3)	(4)	(5)
(Rupees in thousand)		
-	28,09,50	51,40,85
-	-	44,83,64
-	-	2,15,79
-	-	1,25,96
-	-	6,30
-	28,09,50 *	99,72,54
-	28,09,50	99,72,54
-	-	1,14,99
-	-	27,80
-	-	64,28
-	-	12,42
-	-	1,71,00
-	-	94,00
-	-	2,25,00
-	-	5,77
1,58,02,99	1,58,31,99	6,52,30,92
1,58,02,99	1,58,31,99	6,59,46,18
2,77,08,31	3,05,51,75	14,01,85,06
24,91,29,96	24,80,62,24	1,83,99,14,17
36,41,25,43	37,17,02,95	2,62,65,43,95

* Represents amount advanced to Jammu and Kashmir Bank Ltd. for purchase of Shares maturing within next 18 months, as such not taken in Statement No 14. The Balance Sheet of the Jammu and Kashmir Bank Ltd. does not depict this amount as investment in the annual accounts for the year 2007-08.

STATEMENT

STATEMENT SHOWING THE DETAILS OF INVESTMENT
COMPANIES, OTHER JOINT STOCK COMPANIES, CO-OPERATIVE

S. No.	Name of concern	Year(s) of investment	Type	Details of investment	
(1)	(2)	(3)	(4)	No. of shares and percentage of Government investment to the total paid-up capital	
(1)	(2)	(3)	(4)	(5)	(6)
I- Statutory Corporations-					
1	The Jammu and Kashmir State Financial Corporation	1959-60 to 2006-2007	Ordinary	43,47,400	
		2007-2008		Nil	
				43,47,400	65.27%
2	Jammu and Kashmir State Road Transport Corporation	1976-77 to 2006-2007	Ordinary	Shares have not been issued (July, 2008)	
		2007-2008		-Nil-	-
				-Nil-	-
3	The Jammu and Kashmir State Forest Corporation	1979-80 to 2006-2007	Ordinary	Shares have not been issued (July, 2008)	
		2007-2008		- Nil-	-
				-Nil-	-
Total-I-Statutory Corporations					

NO. 14

OF GOVERNMENT IN STATUTORY CORPORATIONS, GOVERNMENT BANKS AND SOCIETIES, ETC. UPTO THE END OF 2007-2008

Face value of each share	Amount invested upto the end of 2007-2008	Amount of dividend declared / interest received and credited to Government during the year	Remarks
(6) (Rs.)	(7)	(8)	(9)
		(Rupees in thousand)	
100	43,47,40	-	Share certificates have been issued for the entire amount of State Government's investment. Accounts have been finalised upto 2004-05. Profit for the year 2004-05 was Rs4,63.64 lakh. Cumulative loss at the end of 2004-05 stood at Rs1,92.50 Crore
-	-Nil-	-Nil-	
<u>100</u>	<u>43,47,40</u>	<u>-Nil-</u>	
	90,82,06	-	Accounts have been finalised upto the year 2003-04. The Corporation suffered a loss of Rs 53.89 crore during the year 2003-04. Cumulative loss at the end of 2003-04 stood at Rs.5,44.25 Crore.
-	-Nil-	-Nil-	
<u>-</u>	<u>90,82,06</u>	<u>-Nil-</u>	
	9,03,00	-	Share Capital stands held by the State Government in lump sum. The Corporation was incorporated on 1st July, 1979 and no account has been finalized so far (July, 2008).
-	-Nil-	-Nil-	
<u>-</u>	<u>9,03,00</u>	<u>-Nil-</u>	
	1,43,32,46	-Nil-	
<u>-</u>	<u>1,43,32,46</u>	<u>-Nil-</u>	

STATEMENT

S. No.	Name of concern	Year(s) of investment	Type	Details of investment No. of shares and percentage of Government investment to the total paid- up capital	
(1)	(2)	(3)	(4)	(5)	
II- Government Companies-					
1	Jammu and Kashmir Minerals Limited	1960-61 to 2006-2007	Equity	8,00,000	
		2007-2008		-Nil-	-
				<u>8,00,000</u>	<u>100.00%</u>
2	The Jammu and Kashmir Bank Limited	1939-40 to 2006-2007	Equity	2,57,75,266	
		2007-2008		-Nil-	-
				<u>2,57,75,266</u>	<u>53.48%</u>
3	National Projects Construction Corporation Limited	1957-58 to 2006-2007 2007-2008	Equity	1,000 Awaited	
				<u>1,000</u>	<u>100.00%</u>
4	The Jammu and Kashmir Projects Construction Corporation Limited	1965-66 to 2006-2007	Equity	15,250	
		2007-2008		-Nil-	-
				<u>15,250</u>	<u>100.00%</u>

NO. 14 (Contd.)

Face value of each share	Amount invested upto the end of 2007-2008	Amount of dividend declared/ interest received and credited to Government during the year	Remarks
(6) (Rs.)	(7) (Rupees in thousand)	(8)	(9)
100	8,00,00	-	Share certificates have been issued for the entire paid-up capital. Accounts for 1993-94 and onwards are in arrears. During 1992-93 Company suffered a loss of Rs.4.30 crore. Cumulative loss ended 1992-93 stood at Rs.24.33 crore.
-	-Nil-	-Nil-	
100	8,00,00	-Nil-	
10	25,77,53	-	Accounts upto 2007-08 have been finalized. The Bank earned a profit of Rs.3,60.00 crore during the year 2007-08. A dividend amounting to Rs.29.64 crore relating to profit for the year 2006-07 has been credited to the Government Account during 2007-08 on 11/06/2007. Share certificates have been issued for the entire paid -up capital of the State Government.
-	-Nil-	29,64,00	
10	25,77,53	29,64,00	
1,000	10,00		Information is awaited from the Company.
Awaited	Awaited	Awaited	(July, 2008)
1,000	10,00	Awaited	
1,000	1,52,50	-	Accounts for the year 1990-91 and onwards are in arrears. A loss of Rs.29.63 lakh was suffered by the Company during 1989-90. Accumulated loss stood at Rs.1,02.60 lakh at the end of 1989-90. Share certificates have been issued for the entire amount of State Government's paid-up capital.
-	-	-Nil-	
1,000	1,52,50	-Nil-	

STATEMENT

S. No.	Name of concern	Year(s) of investment	Type	Details of investment No. of shares and percentage of Government investment to the total paid- up capital	
(1)	(2)	(3)	(4)	(5)	
II- Government Companies-(Contd.)					
5	Jammu and Kashmir Police Housing Corporation Limited	1997-98 to 2006-2007	Equity	2,05,000	
		2007-2008		-Nil-	-
				<u>2,05,000</u>	<u>100.00%</u>
6	The Jammu and Kashmir State Industrial Development Corporation Limited	1968-69 to 2006-2007	Equity	17,64,640	
		2007-2008		-Nil-	-
				<u>17,64,640</u>	<u>100.00%</u>

NO. 14 (Contd.)

Face value of each share	Amount invested upto the end of 2007-2008	Amount of dividend declared/ interest received and credited to Government during the year	Remarks
(6) (Rs.)	(7) (Rupees in thousand)	(8)	(9)
100	2,05,00	-	The Company has finalised its Account ending 1999-2000 in February, 2007. During 1998-99 Company suffered a loss of Rs.12.30 lakh and earned a profit of Rs.14.99 lakh during 1999-2000. Accounts for the year 2000-01 and onwards are awaited. (July, 2008)
-	-Nil-	-Nil-	
100	2,05,00	-Nil-	
100	17,64,64	-	Accounts for the year 2000-2001 and onwards are in arrears. Shares have been allotted to the State Government to the extent of Rs.14.47crore upto March, 2008. A loss of Rs .6.27 crore was incurred by the Company during 1999-2000 and cumulative loss ending 1999-2000 stood at Rs.54.55 crore as detailed below:-
			(Rs.in Lakhs)
			Accumulated loss ended 1998-99 48,28.58
			Add: loss suffered during 1999-2000 6,26.56
			Less profit on sale of vehicles (-)0.41
-	-Nil-	-Nil-	Accumulated loss ended 1999-2000 54,54.73
100	17,64,64	-Nil-	

STATEMENT

S. No.	Name of concern	Year(s) of investment	Type	Details of investment No. of shares and percentage of Government investment to the total paid- up capital	
(1)	(2)	(3)	(4)	(5)	
II- Government Companies-(Contd.)					
7	The Jammu and Kashmir State Agro-Industries Development Corporation Limited	1975-76 to 2006-2007	Equity	2,59,920	
		2007-2008		-Nil-	-
				<u>2,59,920</u>	<u>73.49%</u>
8	The Jammu and Kashmir Tourism Development Corporation Limited	1969-70 to 2006-2007	Equity	2,35,083	
		2007-2008		-Nil-	-
				<u>2,35,083</u>	<u>100.00%</u>
9	The Jammu and Kashmir Handicrafts (Sales and Export) Corporation Limited	1970-71 to 2006-2007	Equity	6,70,120	
		2007-2008		-Nil-	-
				<u>6,70,120</u>	<u>84.98%</u>

NO. 14 (Contd.)

Face value of each share	Amount invested upto the end of 2007-2008	Amount of dividend declared/ interest received and credited to Government during the year	Remarks
(6) (Rs.)	(7) (Rupees in thousand)	(8)	(9)
100	2,59,92	-	Share certificates have been issued for the entire paid-up capital of Rs.2,59,92,000 of the State Government. Accounts for the year 1992-93 and onwards are in arrears. The Company earned a profit of Rs.47.96 lakh during 1991-92. Cumulative loss ended 1991-92 stood at Rs.5.64 crore as shown below:-
			(Rs.in Lakhs)
			Accumulated loss ended 1990-91
			less profit earned during 1991-92
			Add adjustment of previous year
			Cumulative loss ended 1991-92
-	-Nil-	-Nil-	
100	2,59,92	-Nil-	
1,000	23,50,83	-	Shares for Rs.6.68 crore are held in share suspense. Accounts for 1992-93 and onwards are in arrears. Loss for the year 1991-92 was Rs.3.30 crore and cumulative loss at the end of 1991-92 stood at Rs 6.13 crore
-	-Nil-	-Nil-	
1,000	23,50,83	-Nil-	
100	6,70,12	-	Accounts for 1997-98 and onwards are in arrears. A loss of Rs.4.00 crore was incurred during 1996-97. Cumulative loss ending 1996-97 stood at Rs.18.90 crore. Share certificates stand issued for an amount of Rs.6,33,12,000 out of the total paid-up capital of Rs.6,70,12,000 ended 2007-08. Latest position awaited (July, 2008)
-	-Nil-	-Nil-	
100	6,70,12	-Nil-	

STATEMENT

S. No.	Name of concern	Year(s) of investment	Type	Details of investment No. of shares and percentage of Government investment to the total paid- up capital
(1)	(2)	(3)	(4)	(5)

II- Government
Companies-(Contd.)

10	The Jammu and Kashmir Industries Limited	1963-64 to 2006-2007	Equity	1,78,382
----	--	----------------------	--------	----------

2007-2008

-Nil-	-
1,78,382	100.00%

NO. 14 (Contd.)

Face value of each share	Amount invested upto the end of 2007-2008	Amount of dividend declared/ interest received and credited to Government during the year	Remarks
(6) (Rs.)	(7) (Rupees in thousand)	(8)	(9)
1,000	17,83,83 *	-	The Company shows the State Government's investment standing at Rs.16.27 crore on March 31, 2007 excluding Rs.1.67 crore representing capital pertaining to 'Watch-case Project' transferred to Jammu and Kashmir State Industrial Development Corporation (SIDCO). Since the latter has not acknowledged the transferred investment the same has been taken as Government's paid-up capital in the Company adding up to Rs.17.94 crore The variation of Rs 0.10 crore persists and is yet to be explained by the Company. The matter was taken up with the Company in 6/2008. Accounts have been finalised upto 2000-2001 and Accounts for the year 2001-2002 and onwards are in arrears. The Company suffered a loss of Rs.21.80 crore during 2000-2001. The cumulative loss at the end of 2000-2001 stood at Rs.232.58 crore. Share certificates have been issued, to the State Government, for the entire amount of its paid-up capital.
1,000	17,83,83 *	-Nil-	-Nil-

* Rs.17,83,82,796

STATEMENT

S. No.	Name of concern	Year(s) of investment	Type	Details of investment No. of shares and percentage of Government investment to the total paid- up capital	
(1)	(2)	(3)	(4)	(5)	
II- Government Companies-(Contd.)					
11	The Jammu and Kashmir Cements Limited	1976-77 to 2006-2007	Equity	19,99,670	
		2007-2008		Nil	-
				<u>19,99,670</u>	<u>100.00%</u>
12	The Jammu and Kashmir Small Scale Industries Development Corporation Limited	1975-76 to 2006-2007	Equity	3,11,850	
		2007-2008		-Nil-	-
				<u>3,11,850</u>	<u>100.00%</u>
13	Tawi Scooters Limited	1976-77 to 2006-2007	Equity	8,04,000	
		2007-2008		-Nil-	-
				<u>8,04,000</u>	<u>100.00%</u>

NO. 14 (Contd.)

Face value of each share	Amount invested upto the end of 2007-2008	Amount of dividend declared/ interest received and credited to Government during the year	Remarks
(6) (Rs.)	(7) (Rupees in thousand)	(8)	(9)
100	19,99,67	-	The Company remitted provisional dividend of Rs.60.00 lakh to the Government pertaining to the year 2006-07 vide cheque No. 15248600 dated 15/03/2008. Accounts for the year 1996-97 and onwards are in arrears. Share certificates have been issued to the State Government in respect of 14,99,670 shares. Certificates for remaining 5,00,000 shares are still to be issued. The company showed a profit of Rs 54.75 lakh during 1995-96. Accumulated loss at the end of 1995-96 stood at Rs.8.96 crore.
100	Nil	60,00	
100	19,99,67	60,00 *	
100	3,11,85	-	Accounts for the year 1989-90 and onwards are in arrears. Share certificates have been issued, to the State Government, for entire paid-up capital of Rs.3,11,85,000. The Company earned a profit of Rs.73.06 lakh during the years 1988-89. The Company has not declared any dividend.
-	-Nil-	-Nil-	
100	3,11,85	-Nil-	
10	80,40	-	Seven(7) shares of face value of Rs.10/-each are held in the shape of share suspense. The Company is under liquidation which has got delayed as the assets of the Company are sub-judice. The position is static. (July, 2008)
-	-Nil-	-Nil-	
10	80,40	-Nil-	

* Not Credited to Government Account during 2007-08

STATEMENT

S. No.	Name of concern	Year(s) of investment	Type	Details of investment No. of shares and percentage of Government investment to the total paid- up capital	
(1)	(2)	(3)	(4)	(5)	
II- Government Companies-(Contd.)					
14	Himalayan Wool Combers Limited	1977-78 to 2006-2007	Equity	1,36,500	
		2007-2008		-Nil-	-
				<u>1,36,500</u>	<u>100.00%</u>
15	The Jammu and Kashmir Horticulture Produce Marketing and Processing Corporation Limited	1978-79 to 2006-2007	Equity	6,00,000	
		2007-2008		-Nil-	-
				<u>6,00,000</u>	<u>65.21%</u>
16	The Jammu and Kashmir State Handloom Development Corporation Limited	1981-82 to 2006-2007	Equity	2,39,430	
		2007-2008		-Nil-	-
				<u>2,39,430</u>	<u>61.47%</u>
17	The Jammu and Kashmir Scheduled Castes, Scheduled Tribes and Backward Classes Development Corporation Limited	1985-86 to 2006-2007	Equity	10,17,000	
		2007-2008		70,000	-
				<u>10,87,000</u>	<u>50.64%</u>

NO. 14 (Contd.)

Face value of each share	Amount invested upto the end of 2007-2008	Amount of dividend declared/ interest received and credited to Government during the year	Remarks
(6) (Rs.)	(7) (Rupees in thousand)	(8)	(9)
100	1,36,50	-	Accounts have been finalized up to 1999-2000. Cumulative loss ending 1999-2000 stood at Rs.10.49crore. The Company was wound up in 2000-01 vide Cabinet decision No 129/12 dt.18 August, 2000. Matter regarding disposal of Assets and Liabilities of the Company has been taken up with the Industries and Commerce Department. The reply is awaited (July, 2008)
-	-Nil-	-	
100	1,36,50	-Nil-	
100	6,00,00	-	The Company has issued share certificates in respect of full amount of equity. Accounts for the year 1993-94 and onwards are in arrears. Cumulative loss at the end of 1992-93 stood at Rs.36.77crore.
-	-Nil-	-Nil-	
100	6,00,00	-Nil-	
100	2,39,43	-	No share certificates have been issued to the State Government so far. Accounts for the year 1997-1998 and onwards are in arrears. The Company incurred a loss of Rs.1.85 crore during 1996-97. Cumulative loss stood at Rs.5.72 crore at the end of 1996-97.
100	-Nil-	-Nil-	
100	2,39,43	-Nil-	
100	10,17,00	-	Share certificates have been issued to the State Government, for 5,39,000 shares only ended March,2007. Accounts for the year 1996-97 and onwards are in arrears. A loss of Rs.3.22 lakh was incurred during 1995-96.
100	70,00	-Nil-	
100	10,87,00	-Nil-	

STATEMENT

S. No.	Name of concern	Year(s) of investment	Type	Details of investment No. of shares and percentage of Government investment to the total paid- up capital	
(1)	(2)	(3)	(4)	(5)	
II- Government Companies-(Contd.)					
18	The Jammu and Kashmir State Cable Car Corporation Limited	1988-89 to 2006-2007	Equity	2,38,200	
		2007-2008		-Nil-	
				<u>2,38,200</u>	<u>100.00%</u>
19	The Jammu and Kashmir Women's Development Corporation Limited	1991-92 to 2006-2007	Equity	4,33,530	
		2007-2008		50,000	-
				<u>4,83,530</u>	<u>100.00%</u>
20	The Jammu and Kashmir State Power Development Corporation Limited	Upto 2006-2007	Equity	50,000	
		2007-2008		-Nil-	-
				<u>50,000</u>	<u>100.00%</u>

NO. 14 (Contd.)

Face value of each share	Amount invested upto the end of 2007-2008	Amount of dividend declared/ interest received and credited to Government during the year	Remarks
(6) (Rs.)	(7) (Rupees in thousand)	(8)	(9)
1,000	23,82,00	-	Share certificates have been issued to the State Government to the extent of 2,35,700 shares only upto 2006-07. Addition of Rs.25.00 lakh intimated earlier by the Company as share capital investment during 2004-05 and shown accordingly in Finance Account 2006-07 has, however, not been included in the share capital ended 2006-07 by the Company for which the matter is under correspondance. Accounts for 1994-95 and onwards are in arrears. The Company has not started its business as on the date of Balance sheet, so no profit or loss had been shown by the company for the year 1990-91 to 1993-94. (July, 2008)
-	-Nil-	-Nil-	
1,000	23,82,00	-Nil-	
100	4,33,53	-	Share Certificates for 1,54,400 shares only have been issued to the State Government so far. Accounts for the year 1995-96 and onwards are in arrears. No profit/ loss for the year 1994-95 and cumulative loss upto the year ended 1994-95 has been communicated/shown by the Company.
100	50,00	-Nil-	
100	4,83,53	-Nil-	
1,000	5,00,00	-	Share certificates for entire amount of State Government's investment have been issued. Accounts for the year 2001-2002 and onwards are in arrears. The Company suffered a net loss of Rs. 64.65 crore during the year 2000-01 and cumulative loss as on 31-03-2001 had gone up to Rs.1,07.59 crore.
-	-Nil-	-Nil-	
1,000	5,00,00	-Nil-	

STATEMENT

S. No.	Name of concern	Year(s) of investment	Type	Details of investment No. of shares and percentage of Government investment to the total paid- up capital	
(1)	(2)	(3)	(4)	(5)	
II- Government Companies-(Concl.)					
21	The Jammu and Kashmir State Handloom Handicrafts Raw Material Supplies Organisation Limited	Up to 2002-2003	Ordinary	40,000	
				40,000	100.00%
Total-II-Government Companies					
III- Other Joint Stock Companies-					
1	The Ply-Board Industries Limited	1961-62 to 1964-65	Ordinary	50,000	20.00%
2	The Kashmir Ceramics Limited	1961-62 to 1970-71	Ordinary	29,400	49.00%
Total-III- Other Joint Stock Companies					
IV- Co-operative Institutions-					
1	The Jammu and Kashmir State Co-operative Bank Limited Srinagar	1965-66 to 2006-2007	Ordinary	68,450	
		2007-2008		-Nil-	-
				68,450	41.17%

NO. 14 (Contd.)

Face value of each share	Amount invested upto the end of 2007-2008	Amount of dividend declared/ interest received and credited to Government during the year	Remarks
(6) (Rs.)	(7) (Rupees in thousand)	(8)	(9)
100	40,00	-	The Company was wound-up in 2000-01 vide Cabinet decision No.129/12 dated 18th August, 2000. Accounts were finalised up to the year 1991-92. The status of Assets and Liabilities including redemption of shares is awaited. (July, 2008)
100	40,00	-Nil-	
	1,84,34,75	30,24,00	
10	5,00	-Nil-	Does not include debentures of Rs.20 lakh. Latest position awaited (July, 2008).
100	29,40	-Nil-	Latest position awaited (July, 2008)
	34,40	-Nil-	
100	68,45	-	Accounts have been finalized up to 2007-08 (un-audited). The Bank has earned a profit of Rs.2.82 crore during 2006-07 (as per un-audited accounts for 2006-07). No dividend out of the profits made has been declared so far.
	-Nil-	-Nil-	
100	68,45	-Nil-	

STATEMENT

S. No.	Name of concern	Year(s) of investment	Type	Details of investment	
(1)	(2)	(3)	(4)	No. of shares and percentage of Government investment to the total paid-up capital	
(1)	(2)	(3)	(4)	(5)	
IV- Co-operative Institutions-(Contd.)					
2.	The Citizen's Co-operative Bank Limited, Jammu.	Upto 2006-2007	Ordinary	67,400	
		2007-2008		-Nil-	
				<u>67,400</u>	<u>2.00%</u>
3	The Jammu Central Co-operative Bank Limited, Jammu	1962-63 to 2006-2007	Ordinary	1,50,500	
		2007-2008		-Nil-	
				<u>1,50,500</u>	<u>27.99%</u>
4	The Urban Co-operative Bank Limited, Anantnag	Up to 2006-2007	Ordinary	285	
		2007-2008		-Nil-	
				<u>285</u>	<u>24.97%</u>
5	The Baramulla Central Co-operative Bank Limited	Up to 2006-2007	Ordinary	2,715	
		2007-2008		-Nil-	
				<u>2,715</u>	<u>15.00%</u>

NO. 14 (Contd.)

Face value of each share	Amount invested upto the end of 2007-2008	Amount of dividend declared/ interest received and credited to Government during the year	Remarks
(6) (Rs.)	(7) (Rupees in thousand)	(8)	(9)
10	6,74	-	26,960 share certificates of face value of Rs.10/- each amounting to Rs.2,69,600 have been issued so far. The Bank has finalized its accounts upto 2007-08 and has earned a profit of Rs.0.89 crore during the year 2007-08.
-	-Nil-	-Nil-	
10	6,74	-Nil-	
100	1,50,50	-	Share certificates have been issued to the State Government for its entire paid-up capital. The Accounts have been finalised upto 2007-08 (un-audited). The Bank earned a profit of Rs.346.29 lakh during the year 2007-08.
-	-Nil-	-Nil-	
100	1,50,50	-Nil-	
1,000	2,85	-	Share certificates have been issued, to the State Government, for its entire paid-up capital of Rs.2.85 lakh. The Accounts have been finalised up to 2007-08. Bank earned profit of Rs.0.12 lakh during 2005-06, profit of Rs.0.16 lakh during 2006-07 and profit of Rs.0.22 lakh during 2007-08
-	-Nil-	-Nil-	
1,000	2,85	-Nil-	
1,000	27,15	-	Accounts have been finalized up to 2007-08. The Bank has shown a loss of Rs.0.85 crore during 2007-08. Cumulative loss stood at Rs.8.52 crore at the end of the year 2007-08. Share certificates for the entire amount of State Government's paid-up capital of Rs.27,15,000 have been issued.
-	-Nil-	-Nil-	
1,000	27,15	-Nil-	

STATEMENT

S. No.	Name of concern	Year(s) of investment	Type	Details of investment No. of shares and percentage of Government investment to the total paid- up capital	
(1)	(2)	(3)	(4)	(5)	
IV- Co-operative Institutions-(Contd.)					
6	The Jammu and Kashmir Handloom Fabrics Marketing Co- operative Societies Limited	Up to 2006-2007 2007-2008	Ordinary	508 -Nil- <u>508</u>	 - <u>33.66%</u>
7	Jammu Rural Bank	Up to 2006-2007 2007-2008	Ordinary	2,34,960 -Nil- <u>2,34,960</u>	 - <u>15.00%</u>
8	Kamraz Rural Bank, Sopore	Up to 2006-2007 2007-2008	Ordinary	1,86,000 -Nil- <u>1,86,000</u>	 - <u>15.00%</u>
9	Ellaquai Dehati Bank	Up to 2006-2007 2007-2008	Awaited	Awaited Awaited <u>Awaited</u>	Awaited Awaited <u>Awaited</u>

NO. 14 (Contd.)

Face value of each share	Amount invested upto the end of 2007-2008	Amount of dividend declared/ interest received and credited to Government during the year	Remarks
(6) (Rs.)	(7) (Rupees in thousand)	(8)	(9)
100	51	- Nil -	Share certificates for the entire amount of paid-up capital have been allotted. Accounts have been finalized up to 2005-06. Bank earned a profit of Rs.16.61 lakh during 2003-04, suffered loss of Rs.15.53 lakh during 2004-05 and earned profit of Rs.16.05 lakh during 2005-06.
100	51	- Nil -	
100	2,34,96	- Nil -	Accounts up to the year 2006-07 have been finalised. Bank earned a profit of Rs.7.15 Crore during 2004-05, profit of Rs.2.58 Crore during 2005-06 and profit of Rs.1.25 crore during 2006-07.
100	2,34,96	- Nil -	
100	1,86,00	- Nil -	Share certificates for entire paid-up capital have been issued. Accounts have been finalized up to the year 2006-07. The Bank has incurred a loss of Rs.4.28 crore during 2006-07. The accumulated loss ended March, 2007 amounted to Rs.46.85 crore
100	1,86,00	- Nil -	
Awaited	2,25,00	- Nil -	Share certificates for entire paid-up capital have been issued. Bank has finalised accounts upto 2007-08 and suffered loss of Rs.12.61 crore during 2005-06, loss of Rs.12.62 crore during 2006-07 and loss of Rs.11.52 crore during 2007-08. Accumulated loss ending 2007-08 stood at Rs.1,85.42 crore.
Awaited	Awaited	- Nil -	
Awaited	2,25,00	- Nil -	

S. No.	Name of concern	Year(s) of investment	Type	STATEMENT	
				Details of investment	
(1)	(2)	(3)	(4)	No. of shares and percentage of Government investment to the total paid-up capital	
(1)	(2)	(3)	(4)	(5)	
IV- Co-operative Institutions- (Concl'd.)					
10	The J&K State Co-operative Agriculture and Rural Development Bank Limited, Srinagar	Up to 2006-07	Ordinary	13,74,000	
		2007-08		-Nil-	
				<u>13,74,000</u>	<u>30.00%</u>
11	Co-operative Societies	Up to 2006-07		Awaited	
		2007-08		Awaited	
				<u>Awaited</u>	<u>Awaited</u>
				Total-IV-Co-operative Institutions	
				Grand Total	

(A) The variations in the figures of investment shown in Statement No. 14 and the corresponding progressive expenditure figures in Statement No. 13 are under reconciliation. (July, 2008).

(B) Does not include debentures of Rs.96,41,775.

NO. 14 (Concl'd.)

Face value of each share	Amount invested upto the end of 2007-2008 and credited to Government	Amount of dividend declared / interest received during the year	Remarks
(5) (Rs.)	(7) (Rupees in thousand)	(8)	(9)
10	1,37,40	-	The Accounts have been finalised upto the year 2007-08 (un-audited). The Bank has suffered a loss of Rs.8.30 crore during the year 2007-08. The accumulated loss on 31st March, 2008 was Rs,35.00 crore.
	-Nil-	-Nil-	
10	1,37,40	-Nil-	
Awaited	18,56,26	-	Institution-wise details of investment are awaited from the Government. The amount includes Rs.40,30,000 representing amount fraudulently withdrawn on account of the share capital of various Co-operative Institutions by the Drawing and Disbursing Officers of the Kashmir Valley during 1995-96 as reported by the Registrar, Co-operative Societies, Jammu and Kashmir, Jammu. However, latest position is awaited (July, 2008).
	Awaited	Awaited	
Awaited	18,56,26	Awaited	
	28,95,82 ^{(A)(B)(D)}	-	
	3,56,97,43 ^{(A)(C)}	30,24,00 #	

(C) Does not include debentures of Rs.1,16,41,755

(D) The figures are provisional as details of investment in Co-operative Societies are awaited (July, 2008).

Includes Rs.0.60 crore dividend shown as paid by the Jammu & Kashmir Cements Ltd. to the State Government in 3/2008 which however has not been accounted for by the State Government during 2007-2008. Please refer footnote "*" at Page No.185 (Statement No.14)

STATEMENT NO. 15
STATEMENT SHOWING THE CAPITAL AND OTHER EXPENDITURE (OTHER THAN
ON REVENUE ACCOUNT) TO END OF 2007-2008 AND THE PRINCIPAL SOURCES
FROM WHICH THE FUNDS WERE PROVIDED FOR THAT EXPENDITURE

(1)	On 1 st April, 2007	During the year 2007-2008	On 31 st March, 2008
	(2)	(3)	(4)
	(In crores of rupees)		
CAPITAL AND OTHER EXPENDITURE-			
Capital Expenditure-			
Public Works	5,98.59	1,04.92	7,03.51
Other General Services	92.37	9.63	1,02.00
Social Services-			
Education, Sports, Art and Culture	7,73.94	1,55.29	9,29.23
Health and Family Welfare	7,66.48	2,05.81	9,72.29
Water Supply, Sanitation, Housing and Urban Development	43,15.97	6,26.48	49,42.45
Information and Broadcasting	4.21	0.99	5.20
Welfare of Scheduled Castes, Scheduled Tribes and other Backward Classes	22.70	2.78	25.48
Social Welfare and Nutrition	46.45	76.81	1,23.26
Other Social Services	9.18	53.70	62.88
Total- Social Services	59,38.93	11,21.86	70,60.79
Economic Services-			
Agriculture and Allied Activities	16,37.49	52.16	16,89.65
Rural Development	4,77.83	78.12	5,55.95
Special Areas Programmes	11,93.36	1,39.01	13,32.37
Irrigation and Flood Control	10,71.70	1,74.45	12,46.15
Energy	66,77.98	6,65.33	73,43.31
Industry and Minerals	5,47.25	93.78	6,41.03
Transport	32,16.56	9,69.48	41,86.04
Communication	0.02	-	0.02
Science, Technology and Environment	-	2.77	2.77
General Economic Services	10,96.33	3,05.52	14,01.85
Total- Economic Services	1,59,18.52	24,80.62	1,83,99.14
Total-Capital Expenditure	2,25,48.41	37,17.03	2,62,65.44
Loans and Advances-			
Social Services	61.16	(-) 0.27	60.89
Economic Services -			
Agriculture and Allied Activities	43.16	(-)0.04	43.12
Rural Development	0.06	-	0.06

STATEMENT NO. 15 (Concl'd.)

(1)	On 1 st April, 2007 (2)	During the year 2007-2008 (3)	On 31 st March, 2008 (4)
(In crores of rupees)			
CAPITAL AND OTHER EXPENDITURE-(Concl'd.)			
Loans and Advances-(Concl'd.)			
Economic Services -(Concl'd.)			
Special Areas Programmes	1.43	-	1.43
Energy	85.05	-	85.05
Industry and Minerals	4,02.75	18.16	4,20.91
Transport	2,82.85	16.93	2,99.78
General Economic Services	45.24	2.40	47.64
Total- Economic Services	<u>8,60.54</u>	<u>37.45</u>	<u>8,97.99</u>
Loans to Government Servants	22.12	(-) 0.80	21.32
Total-Loans and Advances	<u>9,43.82</u>	<u>36.38</u>	<u>9,80.20</u>
Total-Capital and other Expenditure	<u>2,34,92.23</u>	<u>37,53.41</u>	<u>2,72,45.64</u> (Y)
PRINCIPAL SOURCES OF FUNDS-			
Debt-			
Internal Debt of the State Government	87,65.57	21,98.24	1,09,63.81
Loans and Advances from the Central Government	33,84.36	(-) 1,22.08	32,62.28
Small Savings, Provident Funds, etc.	39,53.21	3,41.59	42,94.80
Total-Debt	<u>1,61,03.14</u>	<u>24,17.75</u>	<u>1,85,20.89</u>
Other Receipts-			
Contingency Fund	0.82	(-) 0.12	0.70
Reserve Funds	10,74.21	1,29.77	12,03.98
Net Balances under Deposits, Advances etc.	10,08.27	10.26	10,18.53
Remittances	28,42.31	2,80.76	31,23.07
Total-Other Receipts	<u>49,25.61</u>	<u>4,20.67</u>	<u>53,46.28</u>
Total-Debt and other Receipts	<u>2,10,28.75</u>	<u>28,38.42</u>	<u>2,38,67.17</u>
Deduct Cash Balances	61.06	4.26	65.32
Deduct Investments	48.25	-	48.25
Net provision of Funds	<u>2,09,19.44</u>	<u>28,34.16</u>	<u>2,37,53.60</u> (X)
Add Revenue Surplus 2007-2008		<u>9,18.60</u>	
Total Provision of Funds for 2007-2008		<u>37,52.76</u> (a)	

(X) and (Y) There is a difference of Rs.34,92.04 crore between the net provision of funds (X) and the net Capital and other expenditure (Y) on 31st March, 2008 which represents net cumulative revenue surplus to the end of the year 2007-2008.

(a) The difference of Rs.0.65 crore between the "Total Capital and other Expenditure" and "Total Provision of Funds" during the year 2007-08 is due to amount written off from Heads of Accounts closing to Balances.

SECTION-B-DEBT, CONTINGENCY
STATEMENT

DETAILED STATEMENT OF RECEIPTS, DISBURSEMENTS
CONTINGENCY FUND AND

Head of account (1)	Opening balance (2)
(Rupees in thousand)	
PART I-CONSOLIDATED FUND-	
Receipt Heads (Revenue Account)	-
Expenditure Heads (Revenue Account)	-
Expenditure Heads (Capital Account)	-
E-Public Debt (A)-	
6003- Internal Debt of the State Government	Cr. 87,65,56,74
6004- Loans and Advances from the Central Government	Cr. 33,84,35,91
Total-E-Public Debt	Cr. <u>1,21,49,92,65</u>
F-Loans and Advances (B)-	
6202- Loans for Education, Sports, Art and Culture	Dr. 6,61,95
6210- Loans for Medical and Public Health	Dr. 2,45,47
6211- Loans for Family Welfare	Dr. 9
6216- Loans for Housing	Dr. 7,52,95
6217- Loans for Urban Development	Dr. 28,20,32
6225- Loans for Welfare of Scheduled Castes, Scheduled Tribes and Other Backward Classes	Dr. 12,65
6235- Loans for Social Security and Welfare	Dr. 11,01,39
6245- Loans for Relief on Account of Natural Calamities	Dr. 5,08,48
6250- Loans for other Social Services	Dr. 13,17
6401- Loans for Crop Husbandry	Dr. 19,65,74
6402- Loans for Soil and Water Conservation	Dr. 5,13
6403- Loans for Animal Husbandry	Dr. 60,02
6404- Loans for Dairy Development	Dr. 30,08
6406- Loans for Forestry and Wild Life	Dr. 1,64
6425- Loans for Co-operation	Dr. 9,86,37
6435- Loans for Other Agricultural Programmes	Dr. 12,66,57
6515- Loans for Other Rural Development Programmes	Dr. 5,41
6575- Loans for Other Special Areas Programmes	Dr. 1,43,14
6801- Loans for Power Projects	Dr. 85,04,81

(A) For detailed account please see Statement No. 17 & 17-A

(B) For detailed account please see Statement No. 18

(C) Please see explanatory note 2 below Statement No. 8

FUND AND PUBLIC ACCOUNT
NO. 16

AND BALANCES UNDER HEADS OF ACCOUNT RELATING TO DEBT,
PUBLIC ACCOUNT

Receipts (3)	Disbursements (4)	Closing balance (5)
(Rupees in thousand)		
1,31,07,89,91		
-	1,21,89,29,74	
-	37,17,02,95	
38,25,91,99	16,27,67,91	Cr. 1,09,63,80,82
17,15,43	1,39,23,45	Cr. 32,62,27,89
<u>38,43,07,42</u>	<u>17,66,91,36</u>	<u>Cr. 1,42,26,08,71</u>
14,57	-	Dr. 6,47,38 (C)
4,40	4	Dr. 2,41,11 (C)
-	-	Dr. 9
8,73	-	Dr. 7,44,22 (C)
-	-	Dr. 28,20,32 (C)
-	-	Dr. 12,65 (C)
-	-	Dr. 11,01,39 (C)
-	-	Dr. 5,08,48 (C)
-	-	Dr. 13,17
2,76	4	Dr. 19,63,02 (C)
1	-	Dr. 5,12
76	4	Dr. 59,30 (C)
-	-	Dr. 30,08
-	-	Dr. 1,64
-	-	Dr. 9,86,37 (C)
-	-	Dr. 12,66,57
-	-	Dr. 5,41 (C)
-	-	Dr. 1,43,14 (C)
-	-	Dr. 85,04,81

Head of account (1)	STATEMENT Opening balance (2)
(Rupees in thousand)	
PART I-CONSOLIDATED FUND-(Concl.)	
F-Loans and Advances-(Concl.)	
6851- Loans for Village and Small Industries	Dr. 37,10,08
6853- Loans for Non-Ferrous Mining and Metallurgical Industries	Dr. 1,98,16
6858- Loans for Engineering Industries	Dr. 33,84
6860- Loans for Consumer Industries	Dr. 10,04,11
6885- Other Loans to Industries and Minerals	Dr. 3,53,29,02
7055- Loans for Road Transport	Dr. 2,77,30,69
7075- Loans for Other Transport Services	Dr. 5,54,42
7452- Loans for Tourism	Dr. 29,04,54
7475- Loans for Other General Economic Services	Dr. 16,19,92
7610- Loans to Government Servants etc.	Dr. 22,11,68
Total-F-Loans and Advances Dr.	9,43,81,84
Total-Part I-Consolidated Fund	
PART II-CONTINGENCY FUND-	
8000- Contingency Fund	Cr. 81,52
Total-Part II-Contingency Fund Cr	81,52
PART III-PUBLIC ACCOUNT-	
I-Small Savings, Provident Funds, etc. (A)-	
8009- State Provident Funds	Cr. 37,20,07,49
8011- Insurance and Pension Funds	Cr. 2,33,14,29
Total-I-Small Savings, Provident Funds etc. Cr.	39,53,21,78
J-Reserve Funds-	
(a) Reserve Funds Bearing Interest-	
8115- Depreciation / Renewal Reserve Fund	Cr. (-)1,96
Total-8115-Cr.	(-) 1,96
8121- General and Other Reserve Funds-	
122- Calamity Relief Fund	Cr. 2,69,55,97
Total-8121 Cr.	2,69,55,97
Total-(a)-Reserve Funds bearing Interest Cr.	2,69,54,01

(A) For detailed account please see Statement No: 17

NO. 16 (Contd.)

Receipts (3)	Disbursements (4)		Closing balance (5)
(Rupees in thousand)			
65	-	Dr.	37,09,43 (C)
-	-	Dr.	1,98,16
-	-	Dr.	33,84
-	-	Dr.	10,04,11 (C)
-	18,16,47	Dr.	3,71,45,49
-	16,93,00	Dr.	2,94,23,69 (C)
-	-	Dr.	5,54,42 (C)
14,50	-	Dr.	28,90,04 (C)
-	2,53,80	Dr.	18,73,72
1,42,55	63,54	Dr.	21,32,67 (C)
1,88,93	38,26,93	Dr.	9,80,19,84
1,69,52,86,26	1,77,11,50,98		
1,18	13,19	Cr	69,51
1,18	13,19	Cr	69,51
9,59,40,46	6,33,34,41	Cr.	40,46,13,54
44,40,01	28,87,77	Cr.	2,48,66,53
10,03,80,47	6,62,22,18	Cr.	42,94,80,07
-	-	Cr.	(-)1,96 (D)
-	-	Cr.	(-) 1,96 (D)
1,05,08,00	24,28,22	Cr.	3,50,35,75 (E)
1,05,08,00	24,28,22	Cr.	3,50,35,75 (E)
1,05,08,00	24,28,22	Cr.	3,50,33,79

(C) Please see explanatory note 2 below (Statement No. 8).

(D) Minus balance is under investigation (July, 2008).

(E) Figures are under reconciliation with State Government (July, 2008).

Head of account (1)	STATEMENT	
	Opening balance (2)	
(Rupees in thousand)		
PART III-PUBLIC ACCOUNT-(Contd.)		
J-Reserve Funds-(Contd.)		
(b) Reserve Funds not bearing interest -		
8222- Sinking Fund	Cr.	<u>(-)2,45,09</u>
	Total- 8222 Cr.	<u>(-) 2,45,09</u>
8223- Famine Relief Fund-		
101- Famine Relief Fund	Cr.	<u>8,66,96</u>
	Total-8223 Cr.	<u>8,66,96</u>
8225- Roads and Bridges Fund-		
02- State Roads and Bridges Fund-		
101- State Roads and Bridges Fund	Cr.	<u>(-)1,80</u>
	Total-8225 Cr.	<u>(-)1,80</u>
8226- Depreciation/Renewal Reserve Funds-		
101- Depreciation Reserve Funds of Government Commercial Departments / Undertakings	Cr.	<u>5,76,24,43</u>
102- Depreciation Reserve Funds of Government Non-Commercial Departments	Cr.	<u>72,87,95</u>
	Total-8226 Cr.	<u>6,49,12,38</u>
8229- Development and Welfare Funds-		
103- Development Funds for Agricultural Purposes	Cr.	<u>39,25,99</u>
109- Co-operative Development Funds	Cr.	<u>(-)9,77</u>
200- Other Development and Welfare Fund	Cr.	<u>44,85,74</u>
	Total-8229 Cr.	<u>84,01,96</u>
8235- General and other Reserve Funds-		
105- General Insurance Fund-Janta Insurance	Cr.	<u>7,30,73</u>
111- Calamity Relief Fund	Cr.	<u>28,35,17</u>
112- Calamity Relief Fund-Investment Account	Dr.	<u>10,86,07</u>
200- Other Funds	Cr.	<u>29,66,84</u>
	Total-8235 Cr.	<u>65,32,74</u>
	Dr.	<u>10,86,07</u>
Gross Balance	Cr.	<u>65,32,74</u>
Investment	Dr.	<u>10,86,07</u>

NO. 16 (Contd.)

Receipts (3)	Disbursements (4)	Closing balance (5)
(Rupees in thousand)		
-	-	Cr. (-)2,45,09 *
-	-	Cr. (-) 2,45,09
-	-	Cr. 8,66,96
-	-	Cr. 8,66,96
-	-	Cr. (-)1,80 *
-	-	Cr. (-)1,80
-	-	Cr. 5,76,24,43
-	-	Cr. 72,87,95
-	-	Cr. 6,49,12,38
-	-	Cr. 39,25,99
(-) 8,49 @	(-) 22,62 @	Cr. 4,36
71,62,37	29,29,02	87,19,09
71,53,88	29,06,40	Cr. 1,26,49,44
3,99,53	91	Cr. 11,29,35
-	-	Cr. 28,35,17
-	-	Dr. 10,86,07
2,51,31	-	Cr. 32,18,15
6,50,84	91	Cr. 71,82,67
-	-	Dr. 10,86,07
6,50,84	91	Cr. 71,82,67
-	-	Dr. 10,86,07 (A)

* Minus balance in under investigation (July, 2008).

@ Minus figures are due to rectification of previous misclassifications.

(A) Please see footnote "E" at page 203 (Statement No.16).

Head of account (1)	STATEMENT	
		Opening balance (2)
		(Rupees in thousand)
PART III-PUBLIC ACCOUNT-(Contd.)		
J-Reserve Funds-(Concl.)		
Total-(b) -Reserve Funds not bearing interest		
	Gross Balance Cr.	8,04,67,15
	Investment Dr.	10,86,07
	Total-J-Reserve Funds-	
	Gross Balance Cr.	10,74,21,16
	Investment Dr.	10,86,07
K-Deposits and Advances-		
(b) Deposits not bearing interest-		
8443- Civil Deposits-		
101- Revenue Deposits	Cr.	2,07,02,21
102- Customs and Opium Deposits	Cr.	19,14,40
103- Security Deposits	Cr.	14,71,31
104- Civil Courts Deposits	Cr.	43,46,69
105- Criminal Courts Deposits	Cr.	41,54
106- Personal Deposits	Cr.	18,28,70
108- Public Works Deposits	Cr.	4,25,65,47
109- Forest Deposits	Cr.	(-) 3,06,82
111- Other Departmental Deposits	Cr.	75,28,98
112- Deposits for Purchases etc. in India	Cr.	(-) 24,71
115- Deposits received by Government Commercial Undertakings	Cr.	34,90
116- Deposits under various Central and State Acts-		
Deposits under Contract Labour (Regulation and Abolition Act 1970)	Cr.	1
121- Deposits in connection with Elections	Cr.	1,05,61
123- Deposits of Educational Institutions	Cr.	2,64,63
124- Unclaimed Deposits in the G.P.Fund	Cr.	16,74
800- Other Deposits	Cr.	40,26,40
	Total-8443 Cr.	8,45,16,06

NO. 16 (Contd.)

Receipts (3)	Disbursements (4) (Rupees in thousand)		Closing balance (5)
78,04,72	29,07,31	Cr.	8,53,64,56
-	-	Dr.	10,86,07
1,83,12,72	53,35,53	Cr.	12,03,98,35
-	-	Dr.	10,86,07
2,34,73,29	88,96,89	Cr.	3,52,78,61 (A)
26,14	15	Cr.	19,40,39
21,98,53	43,23	Cr.	36,26,61 (A)
51,15,64	57,45,93	Cr.	37,16,40 (A)
8,23	1	Cr.	49,76 (A)
14,97,75	6,61,67	Cr.	26,64,78 (A)
6,83,39,25	6,49,21,94	Cr.	4,59,82,78 (A)
3,17,17	5,17	Cr.	5,18 (A)
39,79,00	1,09,28,20	Cr.	5,79,78 (A)
-	(-)29,75 @	Cr.	5,04
-	-	Cr.	34,90
-	-	Cr.	1
-	-	Cr.	1,05,61 (A)
-	-	Cr.	2,64,63 (A)
77,04	-	Cr.	93,78
2,57,16	2,25,31	Cr.	40,58,25 (A)
10,52,89,20	9,13,98,75	Cr.	9,84,06,51

(A) Please see explanatory note 2 below Statement No. 8

@ Minus disbursement is due to rectification of previous misclassification.

Head of account (1)	STATEMENT Opening balance (2)
(Rupees in thousand)	
PART III-PUBLIC ACCOUNT-(Contd.)	
K-Deposits and Advances-(Concl'd.)	
(b) Deposits not bearing interest- (Concl'd)	
8448- Deposits of Local Funds-	
101- District Funds	Cr. (-) 2,22,44
102- Municipal Funds	Cr. (-) 14,14,04
107- State Electricity Boards Working Funds	Cr. (-) 22,34,51
108- State Housing Boards Funds	Cr. 19,65
109- Panchayat Bodies Funds	Cr. 1,82,41
110- Education Funds	Cr. 5,11,49
111- Medical and Charitable Funds	Cr. 88,02
113- Ladakh Autonomous Hill Development Council Fund	Cr. 5,26,53,22
120- Other Funds	Cr. 21,54,33
Total-8448	Cr. <u>5,17,38,13</u>
8449- Other Deposits-	
103- Subventions from Central Road Fund	Cr. 62,23,39
Total-8449	Cr. <u>62,23,39</u>
Total-(b)-Deposits not bearing interest	Cr. <u>14,24,77,58</u>
(c) Advances-	
8550- Civil Advances-	
101- Forest Advances	Dr. 4,09,70
103- Other Departmental Advances	Dr. 67
104- Other Advances	Dr. 3,85,43
Total-8550	Dr. <u>7,95,80</u>
Total-(c)-Advances	Dr. <u>7,95,80</u>
Total-K-Deposits and Advances	Cr. <u>14,16,81,78</u>
L-Suspense and Miscellaneous-	
(b) Suspense-	
8658- Suspense Account-	
101- Pay and Accounts Office Suspense	Dr. 19,01,50
102- Suspense Account (Civil)	Dr. 33,20,35

NO. 16 (Contd.)

Receipts (3)	Disbursements (4)	Closing balance (5)
(Rupees in thousand)		
(-) 10,14,00 (E)	(-) 14,13,94 (E) Cr.	1,77,50
2,13,55,77	1,67,68,37 Cr.	31,73,36
-	(-) 23,13,55 (E) Cr.	79,04
-	52 Cr.	19,13
(-) 1,54,93 (E)	-	27,48
19,97	96,66 Cr.	4,34,80
-	30,00 Cr.	58,02
3,09,22,27	3,43,05,37 Cr.	4,92,70,12 (B)
(-)40,52,81 (E)	(-) 20,13,13 (E) Cr.	1,14,65
<u>4,70,76,27</u>	<u>4,54,60,30</u> Cr.	<u>5,33,54,10</u>
1,11,13,00	49,83,27 Cr.	1,23,53,12
<u>1,11,13,00</u>	<u>49,83,27</u> Cr.	<u>1,23,53,12</u>
<u>16,34,78,47</u>	<u>14,18,42,32</u> Cr.	<u>16,41,13,73</u>
2,17,95,37	2,18,33,17 Dr.	4,47,50
-	-	67
-	-	3,85,43
<u>2,17,95,37</u>	<u>2,18,33,17</u> Dr.	<u>8,33,60</u>
<u>2,17,95,37</u>	<u>2,18,33,17</u> Dr.	<u>8,33,60</u>
<u>18,52,73,84</u>	<u>16,36,75,49</u> Cr.	<u>16,32,80,13</u>
(-) 6,17,91 *	11,78,62 Dr.	36,98,03
<u>30,87,07</u>	<u>25,92,92</u> Dr.	<u>28,26,20 (C) (D)</u>

(B) Figures are under reconciliation (July,2008).

(C) Out of recoveries Rs. 5,02,34 thousand for the period from January, 1977 to March, 1977 on account of General Provident Fund, State Life Insurance and advances booked under this head in the accounts for 1976-1977 due to destruction of records and awaiting adjustments under the final heads of account, an amount of Rs.2,08,57 thousand has so far been adjusted in the accounts (July, 2008).

(D) Rs.22,25,52 thousand (Cr.) and (-) Rs.8,62 thousand (Dr.) were booked under the head in 1976-77 accounts for want of minor head-wise details for the period from April, 1976 to December, 1976. Of these (Dr.) Rs. 26,36 thousand and Rs.(Cr.)2,09,63 thousand have so far been adjusted in the accounts. The remaining amounts are still to be adjusted in final heads of accounts (July,2008).

(E) Minus figures are due to rectification of previous misclassifications.

* Minus receipts are due to rectification of misclassification of 11/2003 in respect of Kargil Treasury.

STATEMENT

Head of account (1)	Opening balance (2)	(Rupees in thousand)
PART III-PUBLIC ACCOUNT-(Contd.)		
L-Suspense and Miscellaneous (Concl'd.)		
(b) Suspense-(Concl'd.)		
8658- Suspense Account-(Concl'd.)		
107- Cash Settlement Suspense Account	Dr.	6,69,05
108- Public Sector Bank Suspense	Cr.	97
111- Departmental Adjusting Account	Dr.	45,23,42
112- Tax Deducted at Source (TDS) Suspense	Cr.	21,50,13
113- Provident Fund Suspense	Dr.	2,28,91
120- Additional Dearness Allowance Deposit Suspense Account	Dr.	1,52,56
123- All India Service Officers' Group Insurance Scheme	Cr.	31,35
124- Payments on behalf of Central Claims Organization- Pension and Provident Fund	Dr.	94
134- Cash settlement between AG J&K and other State A.G's	Cr.	45,61
	Total-8658 Dr.	<u>85,68,67</u>
	Total-(b)-Suspense Dr.	<u>85,68,67</u>
(c) Other Accounts-		
8670- Cheques and Bills-		
103- Departmental Cheques	Dr.	3,23,92,55
	Total-8670 Dr.	<u>3,23,92,55</u>
8671- Departmental Balances-		
101- Civil	Dr.	(-) 1,19,12
	Total-8671 Dr.	<u>(-) 1,19,12</u>
8672- Permanent Cash Imprest-		
101- Civil	Dr.	12,35
	Total-8672 Dr.	<u>12,35</u>
8673- Cash Balance Investment Account-		
101- Cash Balance Investment Account	Dr.	37,38,59
	Total-8673 Dr.	<u>37,38,59</u>
	Total-(c)-Other Accounts Dr.	<u>3,60,24,37</u>
(e) Miscellaneous-		
8680- Miscellaneous Government Accounts-		
102- Writes-Off from Heads of Account closing to balance.		-
	Total-8680	<u>-</u>
	Total-(e)-Miscellaneous-	<u>-</u>
	Total-L-Suspense and Miscellaneous Dr.	<u>4,45,93,04</u>

NO. 16 (Contd.)

Receipts (3)	Disbursements (4)	Closing balance (5)
(Rupees in thousand)		
-	-	Dr. 6,69,05
(-) 97 (A)	-	-
-	-	Dr. 45,23,42
71,24,60	52,92,17	Cr. 39,82,56
7,66	-	Dr. 2,21,25
-	-	Dr. 1,52,56
1,68	1,62	Cr. 31,41
(-) 2 (A)	(-) 96 (A)	Dr. -
1,97,12	2,32,78	Cr. 9,95
97,99,23	92,97,15	Dr. 80,66,59
97,99,23	92,97,15	Dr. 80,66,59
99,82,08	3,09,30,00	Dr. 5,33,40,47
99,82,08	3,09,30,00	Dr. 5,33,40,47
28,47,50	29,74,60	Dr. 7,98
28,47,50	29,74,60	Dr. 7,98
-	25	Dr. 12,60
-	25	Dr. 12,60
-	-	Dr. 37,38,59 (B)
-	-	Dr. 37,38,59
1,28,29,58	3,39,04,85	Dr. 5,70,99,64
65,37 (C)	-	-
65,37 (C)	-	-
65,37 (C)	-	-
2,26,28,81	4,32,02,00	Dr. 6,51,66,23
65,37 (C)	-	-

(A) Minus figure is due to rectification of earlier misclassifications.

(B) Details of investments are awaited from the State Government (July, 2008).

(C) The transactions are closed to "Government Account". Also see foot note "A" at page 225 (Statement No 17).

STATEMENT

Head of account (1)	Opening balance (2)
------------------------	------------------------

(Rupees in thousand)

PART III-PUBLIC ACCOUNT-(Concl'd.)**M-Remittances-****(a) Money orders and other Remittances-**

8782- Cash Remittances and Adjustments between Officers rendering Accounts to the same Accountant General / Accounts Officer-		
101- Cash Remittances between Treasuries and Currency Chests	Cr.	8,63,45,68
102- Public Works Remittances	Cr.	17,61,76,39
103- Forest Remittances	Cr.	33,09,27
104- Remittances of Government Commercial Undertakings	Dr.	11,19,77
108- Other Departmental Remittances	Cr.	1,36,58,00
110- Miscellaneous Remittances	Cr.	64,08,11
	Total-8782 Cr.	<u>28,47,77,68</u>
	Total-(a)-Money orders and other Remittances-	Cr. <u>28,47,77,68</u>

(b) Inter-Government Adjustment Account-

8786- Adjusting Account between Central and State Governments	Dr.	5,46,43
	Total-(b)-Inter-Government Adjustment Account	Dr. <u>5,46,43</u>
	Total-M-Remittances	Cr. <u>28,42,31,25</u>

Total-Part III-Public Account**Total-Part I, Part II and Part III- Receipts/Disbursements****N-Cash Balance-**

8999-Cash Balance (A)

Grand Total**(A) Abstract of Opening and Closing Cash Balances:-**

	Opening Balance	Closing Balance
(i) Cash in Treasuries	16,86,12	36,98,02
(ii) Cash in Banks	30,10,94	27,35,60 (B)
(iii) Remittances in Transit	14,09,28	98,00 (C)

NO. 16 (Concl'd.)

Receipts (3)	Disbursements (4)		Closing balance (5)
(Rupees in thousand)			
2,09,63,56,17	2,11,04,64,76	Cr.	7,22,37,09
46,22,17,81	42,75,02,95	Cr.	21,08,91,25 (D)
2,85,75,22	2,91,62,49	Cr.	27,22,00 (D)
-	-	Dr.	11,19,77
33,28	-	Cr.	1,36,91,28
5,65,02,84	4,84,79,12	Cr.	1,44,31,83
<u>2,64,36,85,32</u>	<u>2,61,56,09,32</u>	Cr.	<u>31,28,53,68</u>
<u>2,64,36,85,32</u>	<u>2,61,56,09,32</u>	Cr.	<u>31,28,53,68</u>
-	-	Dr.	5,46,43
-	-	Dr.	5,46,43
<u>2,64,36,85,32</u>	<u>2,61,56,09,32</u>	Cr.	<u>31,23,07,25</u>
<u>2,97,03,46,53</u>	<u>2,89,40,44,52</u>		
<u>4,66,56,33,97</u>	<u>4,66,52,08,69</u>		
61,06,34	65,31,62		
<u>4,67,17,40,31</u>	<u>4,67,17,40,31</u>		

(B) There was a difference of Rs.83 thousand as on 31st March, 2008 between the figures reflected in the accounts (Rs.27,35,60 thousand) and those intimated by Finance Department (Rs.27,36,43 thousand). The difference is under reconciliation (July, 2008).

(C) Please see foot note (B) at page 47 of Statement No. 7.

(D) Analysis and settlement of balances brought forward from the period prior to March, 1977 has been rendered difficult due to destruction of records in fire, the matter is still under investigation (July, 2008).

STATEMENT
DETAILED STATEMENT OF DEBT AND OTHER

Description of Debt (1)	Balance on 1st April, 2007 (2) (Rupees in thousand)
E-PUBLIC DEBT-	
6003- Internal Debt of the State Government-	
101- Market Loans (A)	33,84,22,76
103- Loans from Life Insurance Corporation of India	6,47,21,72
104- Loans from General Insurance Corporation of India	13,91,63
105- Loans from the National Bank for Agricultural and Rural Development	5,67,82,86
106- Compensation and Other Bonds	-
107- Loans from the State Bank of India and other Banks	21,29,90,20
108- Loans from National Co-operative Development Corporation	55,35
109- Loans from Other Institutions (A)	(-) 39,21,03
111- Special Securities issued to National Small Savings Fund of the Central Government	19,31,00,00
800- Other Loans	1,30,13,25
Total-6003-Internal Debt of the State Government	87,65,56,74
6004- Loans and Advances from the Central Government-	
01- Non-Plan Loans-	
102- Share of Small Savings Collections	10,75,52,69
201- House Building Advances to All India Service Officers	77,14
800- Other Loans	5,04,55
Total-01	10,81,34,38
02- Loans for State/Union Territory Plan Schemes-	
101- Block Loans	
Total-02	19,04,30,39
03- Loans for Central Plan Schemes-	
255- Police-	
Modernisation of Police Force	90,16,37
308- Area Development-	
Command Area Development Programme	1,03,91
312- Fisheries-	
Fish Farm Development	32,09
Total-03	91,52,37
04- Loans for Centrally Sponsored Plan Schemes-	
283- Housing and Urban Development-	
Integrated Development of Small and Medium Towns	35,66,95

(A) For details please see annexure to this Statement.

No. 17

INTEREST BEARING OBLIGATIONS OF GOVERNMENT

Additions during the year (3)	Discharges during the year (4) (Rupees in thousand)	Balance on March, 2008 (5)	31st
22,25,44,73	1,25,68,34	54,83,99,15	
1,05,00,00	61,90,53	6,90,31,19	
-	2,22,15	11,69,48	
2,50,63,03	1,07,31,24	7,11,14,65	
1,62,52,87	1,62,52,87	-	
9,94,76,58	10,69,44,84	20,55,21,94 (B)	
-	-	55,35	
25,68,78	39,24,39	(-) 52,76,64 (C)	
61,86,00	59,33,55	19,33,52,45	
-	-	1,30,13,25	
<u>38,25,91,99</u>	<u>16,27,67,91</u>	<u>1,09,63,80,82</u>	
-	7,30,15	10,68,22,54	
30,45 (D)	-	1,07,59	
-	-	5,04,55	
<u>30,45</u>	<u>7,30,15</u>	<u>10,74,34,68</u>	
10,14,17	1,04,75,16	18,09,69,40	
<u>10,14,17</u>	<u>1,04,75,16</u>	<u>18,09,69,40</u>	
-	-	90,16,37	
-	-	1,03,91	
-	-	32,09	
-	-	<u>91,52,37</u>	
-	-	35,66,95	

(B) Figures are under reconciliation (July,2008).

(C) Please see foot note 'D' at page 227

(D) Amount actually released during 2006-07 but credited by the bank during 2007-08.

		STATEMENT
Description of Debt		Balance on
(1)		Ist April, 2007
		(2)
(Rupees in thousand)		
E-PUBLIC DEBT-(Contd.)		
6004- Loans and Advances from the Central Government-(Contd.)		
04- Loans for Centrally Sponsored Plan Schemes-(Concl.)		
298- Co-operation-		
Consumer Co-operatives-		
Development of Urban Consumer Co-operatives		48,11
Co-operative Public Distribution System		52,91
305- Agriculture-		
Construction of Godown		
		73,15
Manures and Fertilizers		
		1,60,00
Dairy Development		
		12,13
Macro Management		
		14,23,38
307- Soil and Water Conservation-		
Soil Conservation Schemes-		
Soil Conservation Works in Water Sheds of River Valley Projects-		
(i) Soil, Water and Tree Conservation in Himalayas		73,00
(ii) National Water Shed		84,11
(iii) Catchment of River Valley Projects, Pohru		8,51,70
(iv) Strengthening of State Land Use Board		15,23
(v) Catchment of River Valley Project (Thein Dam)		4,25,83
321- Village and Small Industries-		
Handloom Industries-		
Share Capital Assistance for Handloom Development Corporation-		
Intensive Handloom Development Schemes (Modernisation of looms)		
		1,43,23
State Apex Societies and Handloom Development Corporation		
		1,32,52
District Industries Centre		
		72,82
337- Roads and Bridges-		
Roads of Inter-State Importance		
		79,00
	Total-04	72,14,07
06- Ways and Means Advances-		
800- Other Ways and Means Advances-		
Advances for Flood Relief		
		9,24,54
	Total-06	9,24,54
07- Pre-1984-85 Loans-		
101- Rehabilitation of Displaced Persons, Repatriates, etc.		
		3,35,37
102- National Loan Scholarship Scheme		
		15,46

No. 17(Contd.)

Additions during the year (3)	Discharges during the year (4) (Rupees in thousand)	Balance on March, 2008 (5)	31st
-	-	-	48,11
-	-	-	52,91
-	-	-	73,15
-	-	-	1,60,00
-	-	-	12,13
6,70,81 (A)	-	-	20,94,19
-	-	-	73,00
-	-	-	84,11
-	-	-	8,51,70
-	-	-	15,23
-	-	-	4,25,83
-	-	-	1,43,23
-	-	-	1,32,52
-	-	-	72,82
-	-	-	79,00
6,70,81	-	-	78,84,88
-	-	-	9,24,54
-	-	-	9,24,54
-	-	-	3,35,37
-	-	-	15,46

(A) Out of Rs.6,70,81 thousand Rs.1,60,00 thousand pertains to 2006-07 but received in 2007-08.

Description of Debt (1)	STATEMENT	
	Balance on 1st April, 2007 (2)	
	(Rupees in thousand)	
E-PUBLIC DEBT-(Concl'd.)		
6004- Loans and Advances from the Central Government-(Concl'd.)		
07- Pre-1984-85 Loans-(Concl'd.)		
105- Small Savings Loans		5,68,97
107- Pre-1979-80 Consolidated Loans reconsolidated into 25 years and 30 years loans-		
Other Consolidated Loans		79,78,65
109- Rehabilitation of Gold Smiths		20,43
800- Other Loans-		
(i) Consolidated Loans 1984-85 (A)		1,36,61,28
	Total-07	2,25,80,16
	Total-6004	33,84,35,91
	Total-E-Public Debt	1,21,49,92,65
I- SMALL SAVINGS, PROVIDENT FUNDS, ETC.-		
(b) Provident Funds-		
8009- State Provident Funds-		
01- Civil-		
101- General Provident Fund		36,74,25,73
102- Contributory Provident Fund		13,83,62
104- All India Services Provident Fund		31,98,14
	Total-01	37,20,07,49
	Total-8009	37,20,07,49
	Total-(b)-Provident Funds	37,20,07,49

(A) Differs by Rs.2,60,30 thousand (Rehabilitation of Gold Smiths: Rs.4,34 thousand; National Loan Scholarship Scheme: Rs.4,80 thousand; Small Savings Collections: Rs.94,08 thousand and Other Consolidated Loans: Rs.1,57,08 thousand) from the figures intimated by the Pay and Accounts Offices of the Ministries / Departments concerned of the Government of India. The matter about reconciliation is under correspondence with the State Government as the loans were consolidated by the Government of India on the basis of figures supplied by the State Government.(July,2008).

No. 17 (Contd.)

Additions during the year (3)	Discharges during the year (4) (Rupees in thousand)	Balance on 31st March, 2008 (5)
-	82,40	4,86,57
-	9,28,08	70,50,57
-	-	20,43
-	17,07,66	1,19,53,62
-	27,18,14	1,98,62,02
<u>17,15,43</u>	<u>1,39,23,45</u>	<u>32,62,27,89</u>
<u>38,43,07,42</u>	<u>17,66,91,36</u>	<u>1,42,26,08,71 (B)</u>
9,59,39,18	6,33,34,41	40,00,30,50
6	-	13,83,68
1,22	-	31,99,36
<u>9,59,40,46</u>	<u>6,33,34,41</u>	<u>40,46,13,54</u>
<u>9,59,40,46</u>	<u>6,33,34,41</u>	<u>40,46,13,54</u>
<u>9,59,40,46</u>	<u>6,33,34,41</u>	<u>40,46,13,54</u>

(B) Figures are under reconciliation.(July, 2008).

STATEMENT	
Description of Debt	Balance on
(1)	Ist April, 2007
	(2)
	(Rupees in thousand)
I- SMALL SAVINGS, PROVIDENT FUNDS, ETC.-	
(Concl'd.)	
(c) Other Accounts-	
8011- Insurance and Pension Funds-	
105- State Government Insurance Fund	2,33,86,82
106- Other Insurance and Pension Funds-	
(i) Srinagar Municipal Pension Fund	(-)5,45,46
(ii) Jammu Municipal Pension Fund	(-)10,89,72
(iii) TAC/NAC Pension Fund	57,82
(iv) Other Insurance and Pension Funds	15,04,83
Total -106	(-) 72,53
Total-8011	2,33,14,29
Total-(c)-Other Accounts	2,33,14,29
Total-I-Small Savings, Provident	39,53,21,78
Grand Total	1,61,03,14,43

No. 17 (Concl.)

Additions during the year (3)	Discharges during the year (4) (Rupees in thousand)	Balance on 31st March, 2008 (5)
27,27,74	12,40,01	2,48,74,55
1,10,65	5,49,32	(-) 9,84,13 (A)
-	3,71,34	(-)14,61,06 (A)
13,61,62	7,03,80	7,15,64
2,40,00	23,30	17,21,53
<u>17,12,27</u>	<u>16,47,76</u>	<u>(-) 8,02 (A)</u>
<u>44,40,01</u>	<u>28,87,77</u>	<u>2,48,66,53 (B)</u>
<u>44,40,01</u>	<u>28,87,77</u>	<u>2,48,66,53</u>
<u>10,03,80,47</u>	<u>6,62,22,18</u>	<u>42,94,80,07</u>
<u>48,46,87,89</u>	<u>24,29,13,54</u>	<u>1,85,20,88,78</u>

(A) Minus balance is under investigation (July, 2008).

(B) Balances are under reconciliation (July, 2008).

ANNEXURE TO

Description of Debt	Balance on 1st April, 2007
---------------------	-------------------------------

(1)

(2)

(Rupees in thousand)

E- PUBLIC DEBT-**6003- Internal Debt of the State Government-**

101- Market Loans - (A)

(a) Loans Bearing Interest-

12.15% J&K State Development Loans 2008	60,00,00
11.50% J&K State Development Loans 2009	26,54,00
11.85% J&K State Development Loans 2009	50,44,00
12.25% J&K State Development Loans 2009	50,00,00
10.52% J&K State Development Loans 2010	50,00,00
11.50% J&K State Development Loans 2010	28,80,00
12.00% J&K State Development Loans 2010	38,61,00
8.50% J&K State Development Loans 2011	45,00,00
9.45% J&K State Development Loans 2011	38,71,00
10.35% J&K State Development Loans 2011	30,00,00
10.50% J&K State Development Loans 2011	1,50,00,00
11.50% J&K State Development Loans 2011	16,87,00
6.80% J&K State Development Loans 2012	30,36,60
7.80% J&K State Development Loans 2012	61,14,00
7.80% J&K State Development Loans 2012	45,54,44
8.00% J&K State Development Loans 2012	70,00,00
8.00% J&K State Development Loans 2012	41,92,00
8.30% J&K State Development Loans 2012	1,23,88,00
6.20% J&K State Development Loans 2013	1,09,20,40
6.35% J&K State Development Loans 2013	95,55,84
6.35% J&K State Development Loans 2013	65,00,00
6.40% J&K State Development Loans 2013	1,15,66,00
6.60% J&K State Development Loans 2013	2,11,99,00
6.75% J&K State Development Loans 2013	87,00,00
6.95% J&K State Development Loans 2013	90,00,00
5.60% J&K State Development Loans 2014	54,14,60
5.70% J&K State Development Loans 2014	1,06,77,70
7.32% J&K State Development Loans 2014	35,60,00
7.36% J&K State Development Loans 2014	42,20,00
5.85% J&K State Development Loans 2015	17,48,00
6.20% J&K State Development Loans 2015	1,09,22,03
7.02% J&K State Development Loans 2015	45,03,00
7.53% J&K State Development Loans 2015	1,28,37,90
7.77% J&K State Development Loans 2015	95,10,50
7.75% J&K State Development Loans 2016	75,00,00
7.80% J&K State Development Loans 2016	90,97,00
8,04% J&K State Development Loans 2016	1,49,73,00

STATEMENT No. 17

Additions during the year	Discharges during the year	Balance on 31st March, 2008
(3)	(4)	(5)
(Rupees in thousand)		
-	-	60,00,00
-	-	26,54,00
-	-	50,44,00
-	-	50,00,00
-	-	50,00,00
-	-	28,80,00
-	-	38,61,00
-	-	45,00,00
-	-	38,71,00
-	-	30,00,00
-	-	1,50,00,00
-	-	16,87,00
-	-	30,36,60
-	-	61,14,00
-	-	45,54,44
-	-	70,00,00
-	-	41,92,00
-	-	1,23,88,00
-	-	1,09,20,40
-	-	95,55,84
-	-	65,00,00
-	-	1,15,66,00
-	-	2,11,99,00
-	-	87,00,00
-	-	90,00,00
-	-	54,14,60
-	-	1,06,77,70
-	-	35,60,00
-	-	42,20,00
-	-	17,48,00
-	-	1,09,22,03
-	-	45,03,00
-	-	1,28,37,90
-	-	95,10,50
-	-	75,00,00
-	-	90,97,00
-	-	1,49,73,00

ANNEXURE TO

Description of Debt (1)	Balance on 1st April, 2007 (2) (Rupees in thousand)
E- PUBLIC DEBT-(Concl.)	
6003- Internal Debt of the State Government- (Concl.)	
101- Market Loans- (Concl.)	
(a) Loans Bearing Interest- (Concl.)	
5.90% J&K State Development Loans 2017	79,62
7.17% J&K State Development Loans 2017	1,24,98,00
7.95% J&K State Development Loans 2017	2,00,00,00
8.45% J&K State Development Loans 2017	2,50,00,00
8.50% J&K State Development Loans 2017	-
8.57% J&K State Development Loans 2017	-
8.58% J&K State Development Loans 2017	-
8.75% J&K State Development Loans 2017	-
8.90% J&K State Development Loans 2017	-
7.98% J&K State Development Loans 2018	-
8.48% J&K State Development Loans 2018	-
8.70% J&K State Development Loans 2018	-
Total-(a)- Loans Bearing Interest	<u>32,57,64,63</u>
(b) Loans not bearing interest -	
6.00% J & K State Development Loans 1986	15,37
6.00% J & K State Development Loans 1987	50,00
6.75% J & K State Development Loans 1992	30
6.25% J & K State Development Loans 1995	8
9.00% J & K State Development Loans 1999	22,04
11.00% J & K State Development Loans 2002	1,00
14.00% J & K State Development Loans 2005	1,00
12.30% J&K State Development Loans 2007	34,14,50
13.00% J&K State Development Loans 2007	34,29,84
13.05% J&K State Development Loans 2007	50,00,00
13.75% J&K State Development Loans 2007	7,24,00
Total (b) Loans not bearing interest.	<u>1,26,58,13</u>
Total 101- Market Loans	<u>33,84,22,76</u>
103- Loans from Life Insurance Corporation of India	6,47,21,72
104- Loans from General Insurance Corporation of India	13,91,63
105- Loans from National Bank For Agricultural & Rural Development	5,67,82,86
106- Compensation and other Bonds	-
107- Loans from State Bank of India and other Banks (Ways & Means Advances from J&K Bank Limited)	21,29,90,20
108- Loans from National Co-operative	55,35

STATEMENT No. 17 (Concl.)

Additions during the year (3)	Discharges during the year (4) (Rupees in thousand)	Balance on 31st March, 2008 (5)
		79,62
		1,24,98,00
		2,00,00,00
		2,50,00,00
1,34,51,30	-	1,34,51,30
1,00,00,00	-	1,00,00,00
3,07,05,80	-	3,07,05,80
1,22,01,80	-	1,22,01,80
3,71,86,20	-	3,71,86,20
1,00,00,00	-	1,00,00,00
9,76,00,00	-	9,76,00,00
1,14,65,00	-	1,14,65,00
<u>22,26,10,10</u>	<u>-</u>	<u>54,83,74,73</u>
(-) 15,37 (A)	-	-
(-) 50,00 (A)	-	-
		30
		8
		22,04
		1,00
		1,00
	34,14,50	-
	34,29,84	-
	50,00,00	-
	7,24,00	-
<u>(-) 65,37 (A)</u>	<u>1,25,68,34</u>	<u>24,42</u>
<u>22,25,44,73</u>	<u>1,25,68,34</u>	<u>54,83,99,15</u>
1,05,00,00	61,90,53	6,90,31,19
	2,22,15	11,69,48
2,50,63,03	1,07,31,24	7,11,14,65
1,62,52,87	1,62,52,87	
9,94,76,58	10,69,44,84	20,55,21,94 (B)
		55,35

(A) Minus credit is due to Amount written off by RBI under letter No:-DGBA/CDD/12-04-010/H/2006-07 dated 16-05-2007 and DGBA/CDD-H/12-04-010/2007-08 dated 18-02-2008.

(B) Figures are under reconciliation. (July, 2008).

ANNEXURE TO

Description of Debt (1)	Balance on 1st April, 2007 (2) (Rupees in thousand)
E- PUBLIC DEBT-(Concl'd.)	
6003- Internal Debt of the State Government- (Concl'd)	
109- Loans from other institutions	
(i) Loans from Khadi & Village Industries Commission	2,59
(ii) Loans from Rural Electrification Corporation Limited	(-) 41,38,98
(iii) Loans from United India Insurance Company	1,38,66
(iv) Loans from Housing Development Finance Corporation	70,86
(v) Loans from Housing and Urban Development Corporation	5,84
Total-109-Loans from other institutions	<u>(-) 39,21,03</u>
111- Special Securities issued to National small Savings Fund of the Central Government	19,31,00,00
800- Others	1,30,13,25
Total-6003-Internal Debt of the State Government	<u>87,65,56,74</u>

STATEMENT No. 17 (Concl.)

Additions during the year (3)	Discharges during the year (4) (Rupees in thousand)	Balance on 31st March, 2008 (5)
-	-	2,59
25,68,78	38,75,63	(-) 54,45,83 (D)
-	16,00	1,22,66
-	32,76	38,10
-	-	5,84
<u>25,68,78</u>	<u>39,24,39</u>	<u>(-) 52,76,64</u>
61,86,00	59,33,55	19,33,52,45
-	-	1,30,13,25
<u>38,25,91,99</u>	<u>16,27,67,91</u>	<u>1,09,63,80,82 (E)</u>

(D) Minus balance is due to the liability met out by State Government.

(E) For acceptance of balances the matter stands referred to the State Government. (July, 2008).

**STATEMENT
DETAILED STATEMENT OF LOANS**

Head of account	Balance as on 1st April, 2007	Advanced during the year
(1)	(2)	(3)
	(Rupees in thousand)	
F - LOANS AND ADVANCES-		
Loans for Social Services-		
(a) Education, Sports, Art and Culture-		
6202- Loans for Education, Sports, Art and Culture-		
01- General Education-		
203- University and Higher Education	5,12	-
600- General	2,11,09	-
Total-01	2,16,21	-
02- Technical Education-		
800- Other Loans	4,22,42	-
Total-02	4,22,42	-
03- Sports and Youth Services-		
800- Other Loans	23,32	-
Total-03	23,32	-
Total-6202	6,61,95	-
Total-(a)-Education, Sports, Art and Culture	6,61,95	-
(b) Health and Family Welfare-		
6210- Loans for Medical and Public Health-		
01- Urban Health Services-		
800- Other Loans	34,61	-
Total-01	34,61	-
03- Medical Education, Training and Research-		
105- Allopathy	1,26,71	-
200- Other Systems	4,36	-
Total-03	1,31,07	-
04- Public Health-		
800- Other Loans	91	-
Total-04	91	-
80- General-		
800- Other Loans	78,88	4
Total-80	78,88	4
Total-6210	2,45,47	4

NO. 18
AND ADVANCES MADE BY THE GOVERNMENT

Total	Repaid during the year	Balance on 31st March, 2008	Interest received and credited to revenue
(4)	(5)	(6)	(7)
(Rupees in thousand)			
5,12	4,62	50	
2,11,09	9,20	2,01,89	
2,16,21	13,82	2,02,39	
4,22,42	75	4,21,67	
4,22,42	75	4,21,67	
23,32	-	23,32	
23,32	-	23,32	
6,61,95	14,57	6,47,38	10,13
6,61,95	14,57	6,47,38	10,13
34,61	4	34,57	
34,61	4	34,57	
1,26,71	-	1,26,71	
4,36	1	4,35	
1,31,07	1	1,31,06	
91	4	87	
91	4	87	
78,92	4,31	74,61	
78,92	4,31	74,61	
2,45,51	4,40	2,41,11	

Head of account (1)	STATEMENT	
	Balance on 1st April, 2007 (2)	Advanced during the year (3)
(Rupees in thousand)		
F - LOANS AND ADVANCES-(Contd.)		
Loans for Social Services-(Contd.)		
(b) Health and Family Welfare-(Concl.)		
6211- Loans for Family Welfare-		
800- Other Loans	9	-
Total-6211	9	-
Total-(b)-Health and Family Welfare	2,45,56	4
(c) Water Supply, Sanitation, Housing and Urban Development-		
6216- Loans for Housing-		
02- Urban Housing-		
201- Loans to Housing Boards	48,88	-
800- Other Loans	2,10,68	-
Total-02	2,59,56	-
03- Rural Housing-		
201- Loans to Housing Boards	2,99,00	-
800- Other Loans	1,94,37	-
Total-03	4,93,37	-
80- General-		
201- Loans to Housing Boards	2	-
Total-80	2	-
Total-6216	7,52,95	-
6217- Loans for Urban Development-		
01- State Capital Development-		
191- Loans to Local Bodies, Corporations, etc.-		
Loans to Municipalities	5,17,45	-
Loans to Development Authority, Srinagar	1,91,78	-
800- Other Loans	4,13,72	-
Total-01	11,22,95	-

NO. 18 (Contd.)

Total	Repaid during the year	Balance on 31st March, 2008	Interest received and credited to revenue
(4)	(5)	(6)	(7)
(Rupees in thousand)			
9	-	9	
9	-	9	
2,45,60	4,40	2,41,20	
48,88	2,01	46,87	
2,10,68	6,72	2,03,96	
2,59,56	8,73	2,50,83	
2,99,00	-	2,99,00	
1,94,37	-	1,94,37	
4,93,37	-	4,93,37	
2	-	2	
2	-	2	
7,52,95	8,73	7,44,22	24,56
5,17,45	-	5,17,45	
1,91,78	-	1,91,78	
4,13,72	-	4,13,72	
11,22,95	-	11,22,95	

Head of account	STATEMENT	
	Balance on 1st April, 2007.	Advanced during the year
(1)	(2)	(3)
	(Rupees in thousand)	
F - LOANS AND ADVANCES-(Contd.)		
Loans for Social Services-(Contd.)		
(c) Water Supply, Sanitation, Housing and Urban Development-(Concl.)		
6217- Loans for Urban Development-(Concl.)		
03- Integrated Development of Small and Medium Towns-		
191- Loans to Local Bodies, Corporations etc.	7,56,55	-
Total-03	7,56,55	-
60- Other Urban Development Schemes-		
800- Other Loans	9,40,82	-
Total-60	9,40,82	-
Total-6217	28,20,32	-
Total-(c)- Water Supply, Sanitation Housing and Urban Development	35,73,27	-
(e) Welfare of Scheduled Castes, Scheduled Tribes and other Backward Classes -		
6225- Loans for Welfare of Scheduled Castes, Scheduled Tribes and other Backward Classes-		
01- Welfare of Scheduled Castes-		
800- Other Loans	8,20	-
02- Welfare of Scheduled Tribes -		
800- Other Loans	4,03	-
03- Welfare of Backward Classes-		
800- Other Loans	42	-
Total-6225	12,65	-
Total-(e)-Welfare of Scheduled Castes, Scheduled Tribes and other Backward Classes	12,65	-

NO. 18 (Contd.)

Total	Repaid during the year	Balance on 31st March, 2008	Interest received and credited to revenue
(4)	(5)	(6)	(7)
(Rupees in thousand)			
7,56,55	-	7,56,55	
<u>7,56,55</u>	<u>-</u>	<u>7,56,55</u>	
9,40,82	-	9,40,82	
<u>9,40,82</u>	<u>-</u>	<u>9,40,82</u>	
<u>28,20,32</u>	<u>-</u>	<u>28,20,32</u>	
<u>35,73,27</u>	<u>8,73</u>	<u>35,64,54</u>	<u>24,56</u>
8,20	-	8,20	
4,03	-	4,03	
<u>42</u>	<u>-</u>	<u>42</u>	
<u>12,65</u>	<u>-</u>	<u>12,65</u>	
<u>12,65</u>	<u>-</u>	<u>12,65</u>	

STATEMENT

Head of account	Balance on 1st April, 2007	Advanced during the year
(1)	(2)	(3)
	(Rupees in thousand)	
F - LOANS AND ADVANCES-(Contd.)		
Loans for Social Services-(Concl'd.)		
(g) Social Welfare and Nutrition-		
6235 Loans for Social Security and Welfare-		
01- Rehabilitation-		
112- Relief and Rehabilitation of Persons affected by Indo- Pak Conflict, 1971-		
(i) Loans to Persons in Border Areas Affected by Raids and Military Operations	48,21	-
(ii) Loans to Chamb and Jourian Refugees	3,95,15	-
202- Other Rehabilitation Schemes	61,08	-
Total-01	<u>5,04,44</u>	<u>-</u>
60- Other Social Security and Welfare Programmes-		
200- Other Programmes-		
Loans to Gold Smiths	38,14	-
800- Other Loans-		
(i) Other Social Security and Welfare Programmes	4,62,83	-
(ii) Distress Loans	95,98	-
Total-60	<u>5,96,95</u>	<u>-</u>
Total-6235	<u>11,01,39</u>	<u>-</u>
6245- Loans for Relief on account of Natural Calamities-		
03- Fire and other Calamities -		
800- Other Loans -		
(i) Loans to sufferers from Fire and other Calamities	4,48,20	-
(ii) Natural Calamities	60,28	-
Total-6245	<u>5,08,48</u>	<u>-</u>
Total-(g)-Social Welfare and Nutrition	<u>16,09,87</u>	<u>-</u>
(h) Other Social Services-		
6250- Loans for other Social Services-		
800- Other Loans-		
Employment	13,17	-
Total-6250	<u>13,17</u>	<u>-</u>
Total-(h)-Other Social Services	<u>13,17</u>	<u>-</u>
Total-Loans for Social Services	<u>61,16,47</u>	<u>4</u>

NO. 18 (Contd.)

Total	Repaid during the year	Balance on 31st March, 2008	Interest received and credited to revenue
(4)	(5) (Rupees in thousand)	(6)	(7)
48,21	-	48,21	
3,95,15	-	3,95,15	
61,08	-	61,08	
<u>5,04,44</u>	<u>-</u>	<u>5,04,44</u>	
38,14	-	38,14	
4,62,83	-	4,62,83	
95,98	-	95,98	
<u>5,96,95</u>	<u>-</u>	<u>5,96,95</u>	
<u>11,01,39</u>	<u>-</u>	<u>11,01,39</u>	
4,48,20	-	4,48,20	
60,28	-	60,28	
<u>5,08,48</u>	<u>-</u>	<u>5,08,48</u>	
<u>16,09,87</u>	<u>-</u>	<u>16,09,87</u>	
13,17	-	13,17	
13,17	-	13,17	
13,17	-	13,17	
<u>61,16,51</u>	<u>27,70</u>	<u>60,88,81</u>	

Head of account	STATEMENT	
	Balance on 1st April, 2007	Advanced during the year
(1)	(2)	(3)
	(Rupees in thousand)	
F - LOANS AND ADVANCES-(Contd.)		
Loans for Economic Services -		
(a) Loans for Agriculture and Allied Activities -		
6401- Loans for Crop Husbandry-		
106- High Yielding Varieties Programmes	38,23	-
111- Agricultural Education	7,08,73	4
113- Agricultural Engineering	2,91,73	-
119- Horticulture and Vegetable Crops	48,44	-
800- Other Loans-		
(i) Taccavi Advances	1,37,74	-
(ii) Other Agricultural Loans	7,40,87	-
Total-6401	19,65,74	4
6402- Loans for Soil and Water Conservation -		
102- Soil conservation	5,13	-
Total-6402	5,13	-
6403- Loans for Animal Husbandry-		
109- Extension and Training	43,40	-
800- Other Loans	16,62	4
Total-6403	60,02	4
6404- Loans for Dairy Development-		
102- Dairy Development Projects	30,08	-
Total-6404	30,08	-
6406- Loans for Forestry and Wild Life-		
104- Forestry-		
Loans for Forest	1,64	-
Total-6406	1,64	-
6425- Loans for Co-operation-		
107- Loans to Credit Co-operatives-		
(i) Loans to Co-operative Banks	44,95	-
(ii) Advances to Co-operative Banks for Procurement of local Grain	77,87	-
(iii) Debentures of Land Development Bank	65,52	-

NO. 18 (Contd.)

Total	Repaid during the year	Balance on 31st March, 2008	Interest received and credited to revenue
(4)	(5)	(6)	(7)
(Rupees in thousand)			
38,23	-	38,23	
7,08,77	1,59	7,07,18	
2,91,73	9	2,91,64	
48,44	10	48,34	
1,37,74	-	1,37,74	
7,40,87	98	7,39,89	
<u>19,65,78</u>	<u>2,76</u>	<u>19,63,02</u>	
5,13	1	5,12	
<u>5,13</u>	<u>1</u>	<u>5,12</u>	
43,40	-	43,40	
16,66	76	15,90	
<u>60,06</u>	<u>76</u>	<u>59,30</u>	
30,08	-	30,08	
<u>30,08</u>	<u>-</u>	<u>30,08</u>	
1,64	-	1,64	
<u>1,64</u>	<u>-</u>	<u>1,64</u>	
44,95	-	44,95	
77,87	-	77,87	
65,52	-	65,52	

Head of account	STATEMENT	
	Balance on 1st April, 2007	Advanced during the year
(1)	(2)	(3)
(Rupees in thousand)		
F - LOANS AND ADVANCES-(Contd.)		
Loans for Economic Services -(Contd.)		
(a) Loans for Agriculture and Allied Activities -		
(Concl'd.)		
6425- Loans for Co-operation-(Concl'd.)		
108- Loans to other Co-operatives-		
(i) Loans to Consumer Co-operatives	23,87	-
(ii) Other Loans	6,14,16	-
(iii) Other Co-operatives	1,33,67	-
190- Loans to Public Sector and other Undertakings-		
(i) Industrial Co-operatives	26,33	-
Total-6425	9,86,37	-
6435- Loans for other Agricultural Programmes-		
01- Marketing and Quality Control-		
190- Loans to Public Sector and other Undertakings (J&K HPMC Ltd.)	12,66,57	-
Total-6435	12,66,57	-
Total-(a)-Loans for Agriculture and Allied Activities	43,15,55	8
(b) Loans for Rural Development-		
6515- Loans for other Rural Development Programmes-		
101- Panchayati Raj	1,12	-
102- Community Development	4,29	-
Total-6515	5,41	-
Total-(b)-Loans for Rural Development	5,41	-
(c) Loans for Special Areas Programmes-		
6575- Loans for other Special Areas Programmes-		
02- Backward Areas-		
299- Development of Ladakh	1,36,26	-
60- Others-		
800- Other Loans	6,88	-
Total-6575	1,43,14	-
Total-(c)-Loans for Special Areas Programmes	1,43,14	-

NO. 18 (Contd.)

Total	Repaid during the year	Balance on 31st March, 2008	Interest received and credited to revenue
(4)	(5)	(6)	(7)
(Rupees in thousand)			
23,87	-	23,87	
6,14,16	-	6,14,16	
1,33,67	-	1,33,67	
<u>26,33</u>	-	<u>26,33</u>	
<u>9,86,37</u>	-	<u>9,86,37</u>	
12,66,57	-	12,66,57	
<u>12,66,57</u>	-	<u>12,66,57</u>	
<u>43,15,63</u>	<u>3,53</u>	<u>43,12,10</u>	
1,12	-	1,12	
4,29	-	4,29	
<u>5,41</u>	-	<u>5,41</u>	
<u>5,41</u>	-	<u>5,41</u>	
1,36,26	-	1,36,26	
6,88	-	6,88	
<u>1,43,14</u>	-	<u>1,43,14</u>	
<u>1,43,14</u>	-	<u>1,43,14</u>	

Head of account	STATEMENT	
	Balance on 1st April, 2007	Advanced during the year
(1)	(2)	(3)
	(Rupees in thousand)	
F - LOANS AND ADVANCES-(Contd.)		
Loans for Economic Services -(Contd.)		
(e) Energy-		
6801- Loans for Power Projects-		
201- Hydel Generation-		
Bhagliar Power Project	85,04,81	-
Total-6801	85,04,81	-
Total-(e)-Energy	85,04,81	-
(f) Loans for Industry and Minerals -		
6851- Loans for Village and Small Industries-		
101- Industrial Estates	1,25	-
102- Small Scale Industries-		
(i) Industrial Loans	4,22,51	-
(ii) Loans to Petty Traders, Artisans and Craftsmen	45,13	-
(iii) Other Miscellaneous Loans to Small Scale Industries	3,62,35	-
103- Handloom Industries	2,62,91	-
105- Khadi and Village Industries	12	-
108- Power Loom Industries	24,45	-
200- Other Village Industries-		
(i) Other Village Industries	25,58,19	-
(ii) Other Loans	33,17	-
Total-6851	37,10,08	-
6853- Loans for Non-Ferrous Mining and Metallurgical Industries-		
01- Mineral Exploration and Development-		
800- Other Loans-		
Loans to J&K Minerals	1,86,16	-
Total-01	1,86,16	-
60- Other Mining and Metallurgical Industries-		
800- Other Loans-		
Metallurgical Industries	12,00	-
Total-60	12,00	-
Total-6853	1,98,16	-

NO. 18 (Contd.)

Total	Repaid during the year	Balance on 31st March, 2008	Interest received and credited to revenue
(4)	(5)	(6)	(7)
(Rupees in thousand)			
85,04,81	-	85,04,81	
85,04,81	-	85,04,81	
85,04,81	-	85,04,81	
1,25	49	76	
4,22,51	16	4,22,35	
45,13	-	45,13	
3,62,35	-	3,62,35	
2,62,91	-	2,62,91	
12	-	12	
24,45	-	24,45	
25,58,19	-	25,58,19	
33,17	-	33,17	
37,10,08	65	37,09,43	
1,86,16	-	1,86,16	
1,86,16	-	1,86,16	
12,00	-	12,00	
12,00	-	12,00	
1,98,16	-	1,98,16	

STATEMENT

Head of account	Balance on 1st April, 2007	Advanced during the year
(1)	(2)	(3)
	(Rupees in thousand)	
F - LOANS AND ADVANCES-(Contd.)		
Loans for Economic Services -(Contd.)		
(f) Loans for Industry and Minerals -(Concl'd.)		
6858 Loans for Engineering Industries-		
02- Other Industrial Machinery Industries-		
800- Other Loans	33,84	-
Total-6858	<u>33,84</u>	<u>-</u>
6860 Loans for Consumer Industries-		
60- Others-		
600- Others	10,04,11	-
Total-6860	<u>10,04,11</u>	<u>-</u>
6885- Loans for other Industries and Minerals-		
01- Loans to Industrial Financial Institutions-		
190- Loans to Public Sector and other Undertakings-		
Loans to Agro- Industries	7,94,71	-
Ways and Means Advances (J&K Industries Ltd.)	2,69,57,09	18,16,47
Total-01	<u>2,77,51,80</u>	<u>18,16,47</u>
02- Development of Backward Areas-		
190- Loans to Public Sector and other Undertakings-		
Pilot Project (Rural Industrialisation)	47,81	-
Total-02	<u>47,81</u>	<u>-</u>
60- Others-		
800- Other Loans	75,29,41	-
Total-60	<u>75,29,41</u>	<u>-</u>
Total-6885	<u>3,53,29,02</u>	<u>18,16,47</u>
Total-(f)-Loans for Industry and Minerals	<u>4,02,75,21</u>	<u>18,16,47</u>
(g) Transport-		
7055- Loans for Road Transport-		
190- Loans to Public Sector and other Undertakings	2,77,30,69	16,93,00
Total-7055	<u>2,77,30,69</u>	<u>16,93,00</u>

NO. 18 (Contd.)

Total	Repaid during the year	Balance on 31st March, 2008	Interest received and credited to revenue
(4)	(5)	(6)	(7)
(Rupees in thousand)			
33,84	-	33,84	
33,84	-	33,84	
10,04,11	-	10,04,11	
10,04,11	-	10,04,11	
7,94,71	-	7,94,71	
2,87,73,56	-	2,87,73,56	
2,95,68,27	-	2,95,68,27	
47,81	-	47,81	
47,81	-	47,81	
75,29,41	-	75,29,41	
75,29,41	-	75,29,41	
3,71,45,49	-	3,71,45,49	
4,20,91,68	65	4,20,91,03	
2,94,23,69	-	2,94,23,69	
2,94,23,69	-	2,94,23,69	

STATEMENT

Head of account	Balance on 1st April, 2007	Advanced during the year
(1)	(2)	(3)
	(Rupees in thousand)	
F - LOANS AND ADVANCES-(Concl.)		
Loans for Economic Services -(Concl.)		
(g) Transport-(Concl.)		
7075- Loans for other Transport Services-		
01- Roads and Bridges-		
800- Other Loans-		
District and other Roads	5,54,42	-
Total-7075	5,54,42	-
Total-(g)-Transport	2,82,85,11	16,93,00
(j) General Economic Services-		
7452- Loans for Tourism-		
60- Others-		
190- Loans to Public Sector and other Undertakings		
	27,76,17	-
800- Other Loans	1,28,37	-
Total-7452	29,04,54	-
7475- Loans for other General Economic Services-		
102- Trading Institutions	16,19,92	2,53,80
Total-7475	16,19,92	2,53,80
Total-(j)-General Economic Services	45,24,46	2,53,80
Total-Loans for Economic Services	8,60,53,69	37,63,35
7610- Loans to Government Servants etc.-		
201- House Building Advances	18,76,43	63,54
202- Advances for Purchase of Motor Conveyances	2,61,42	-
203- Advances for Purchase of Other Conveyances	22,35	-
204- Advances for Purchase of Computers	(-) 9	-
800- Other Advances-		
(i) Other Advances	51,57	-
Total-7610	22,11,68	63,54
Grand Total	9,43,81,84	38,26,93

NO. 18 (Concl'd.)

Total	Repaid during the year	Balance on 31st March, 2008	Interest received and credited to revenue
(4)	(5)	(6)	(7)
(Rupees in thousand)			
5,54,42	-	5,54,42	
5,54,42	-	5,54,42	
2,99,78,11	-	2,99,78,11	
27,76,17	14,50	27,61,67	
1,28,37	-	1,28,37	
29,04,54	14,50	28,90,04	
18,73,72	-	18,73,72	
18,73,72	-	18,73,72	
47,78,26	14,50	47,63,76	
8,98,17,04	18,68	8,97,98,36	
19,39,97	1,30,35	18,09,62	88,66
2,61,42	12,19	2,49,23	20,64
22,35	-	22,35	
(-9)	-	(-9) #	
51,57	1	51,56	
22,75,22	1,42,55	21,32,67	1,09,30
9,82,08,77	1,88,93	9,80,19,84	1,43,99

Minus balance is under investigation.

STATEMENT
STATEMENT SHOWING THE DETAILS OF

Name of the Reserve Fund or Deposit (1)	Balance on	
	Cash (2)	Investment (3)
(Rupees in thousand)		
J- RESERVE FUNDS-		
(a) Reserve Funds Bearing Interest-		
8115- Depreciation/Renewal Reserve Funds	(-) 1,96	-
8121- General and other Reserve Funds		-
122- Calamity Relief Fund	2,69,55,97	-
Total -(a) Reserve Funds Bearing Interest	2,69,54,01	-
(b) Reserve Funds not Bearing Interest-		
8222- Sinking Funds	(-) 2,45,09	-
Total	(-) 2,45,09	-
8223- Famine Relief Fund-		-
101- Famine Relief Fund	8,66,96	-
Total	8,66,96	-
8225- Roads and Bridges Fund-		-
101- State Roads and Bridges Fund	(-) 1,80	-
Total	(-) 1,80	-
8226- Depreciation/Renewal Reserve Funds-		-
101- Depreciation Reserve Funds of Government Commercial Departments / Undertakings	5,76,24,43	-
102- Depreciation Reserve Funds of Government Non-Commercial Departments	72,87,95	-
Total	6,49,12,38	-
8229- Development and Welfare Funds-		-
103- Development Funds for Agricultural Purposes	39,25,99	-
109- Co-operative Development Funds	(-) 9,77	-
200- Other Development and Welfare Fund	44,85,74	-
Total	84,01,96	-
8235- General and other Reserve Funds-		-
105- General Insurance Fund (Janta Insurance)	7,30,73	-
111- Calamity Relief Fund	17,49,10	10,86,07
200- Other Funds	29,66,84	-
Total	54,46,67	10,86,07
Total -(b) Reserve Funds not Bearing Interest	7,93,81,08	10,86,07
Total-J-Reserve Funds	10,63,35,09	10,86,07

NO.19

EARMARKED BALANCES

1st April 2007		Balance on 31st March, 2008		
Total		Cash	Investment	Total
(4)		(5)	(6)	(7)
(Rupees in thousand)				
(-) 1,96		(-)1,96	-	(-)1,96 *
2,69,55,97		3,50,35,75	-	3,50,35,75
<u>2,69,54,01</u>		<u>3,50,33,79</u>	-	<u>3,50,33,79</u>
(-) 2,45,09		(-)2,45,09	-	(-)2,45,09 *
<u>(-) 2,45,09</u>		<u>(-)2,45,09</u>	-	<u>(-)2,45,09 *</u>
8,66,96		8,66,96	-	8,66,96
<u>8,66,96</u>		<u>8,66,96</u>	-	<u>8,66,96</u>
(-) 1,80		(-) 1,80	-	(-) 1,80 *
<u>(-) 1,80</u>		<u>(-) 1,80</u>	-	<u>(-) 1,80 *</u>
5,76,24,43		5,76,24,43	-	5,76,24,43
72,87,95		72,87,95	-	72,87,95
<u>6,49,12,38</u>		<u>6,49,12,38</u>	-	<u>6,49,12,38</u>
39,25,99		39,25,99	-	39,25,99
(-) 9,77		4,36	-	4,36
<u>44,85,74</u>		<u>87,19,09</u>	-	<u>87,19,09</u>
<u>84,01,96</u>		<u>1,26,49,44</u>	-	<u>1,26,49,44</u>
7,30,73		11,29,35	-	11,29,35
28,35,17		17,49,10	10,86,07	28,35,17
29,66,84		32,18,15	-	32,18,15
<u>65,32,74</u>		<u>60,96,60</u>	<u>10,86,07</u>	<u>71,82,67</u>
<u>8,04,67,15</u>		<u>8,42,78,49</u>	<u>10,86,07</u>	<u>8,53,64,56</u>
<u>10,74,21,16</u>		<u>11,93,12,28</u>	<u>10,86,07</u>	<u>12,03,98,35</u>

* Minus balance is under investigation (July, 2008)


STATEMENT

Name of the Reserve Fund or Deposit (1)	Balance on	
	Cash (2)	Investment (3)
(Rupees in thousand)		
K- DEPOSITS AND ADVANCES-		
(b) Deposits not Bearing Interest-		
8449- Other Deposits-		
103- Subventions from Central Road Fund	62,23,39	-
Total	62,23,39	-
Total-K-Deposits and Advances	62,23,39	-
Grand Total	11,25,58,48	10,86,07

NO.19 (Concl'd.)

1st April 2007		Balance on 31st March, 2008		Total
Total	Cash	Investment		Total
(4)	(5)	(6)		(7)
(Rupees in thousand)				

62,23,39	1,23,53,12	-	1,23,53,12
62,23,39	1,23,53,12	-	1,23,53,12
62,23,39	1,23,53,12	-	1,23,53,12
11,36,44,55	13,16,65,40	10,86,07	13,27,51,47



APPENDICES

APPEN

**INVESTMENT OF GOVERNMENT IN STATUTORY CORPORATIONS,
CO-OPERATIVES ETC. AND DIVIDEND/INTEREST**

S. No.	Name of Concern	No. of Concerns	Invest- ment	(Referred to in Dividend/ Interest received during 2005 2006
To the end of 2005-2006 (Amount in crores of rupees)				
1.	Statutory Corporations	03	143.32	NIL
2.	Government Companies	21	180.65 (A)	20.62
3.	Joint Stock Companies	02	0.34	NIL
4.	Co-operative Institutions	08 Banks and various other Co- operative Institutions (B)	28.96	NIL
	Total	26 Institutions, 08 Banks and various other Co-operative Institutions (B)	353.27	20.62

(A) Also includes investment of Rs.10.00 lakh in National Projects Construction Corporation Limited.

(B) The number of (various) Co-operative Institutions in which amounts have been invested has not been intimated by the State Government (July, 2008).

DIX-I

GOVERNMENT COMPANIES, OTHER JOINT STOCK COMPANIES AND RECEIVED THEREON

Statement No. 2)

No. of Concerns	Investment	Dividend / Interest received during 2006-2007	No. of Concerns	Investment	Dividend / Interest received during 2007-2008
To the end of 2006-2007 (Amount in crores of rupees)			To the end of 2007-08 (Amount in crores of rupees)		
03	143.32	NIL	03	143.32	NIL
21	183.15 (A)	21.22	21	184.35 (A)	30.24
02	0.34	NIL	02	0.34	NIL
08 Banks and various other Co-operative Institutions (B)	28.96	NIL	08 Banks and various other Co-operative Institutions (B)	28.96	NIL
26 Institutions, 08 Banks and various other Co-operative Institutions (B)	355.77	21.22	26 Institutions, 08 Banks and various other Co-operative Institutions (B)	356.97	30.24*

* Please see footnote (#) at Page No:197 (Statement No:14).

APPENDIX-II
IMPORTANT CASES OF DIFFERENCES BETWEEN THE LEDGER AND
BROADSHEET FIGURES DUE TO NON-RECEIPT OF DETAILS/
DOCUMENTS FROM DEPARTMENTS/TREASURY OFFICERS

(Referred to in Statement No.8)

Head of Account	Departmental Officers / Treasury Officers responsible for reconciliation from whom details are awaited	Earliest year to which difference relates	Amount of difference	Particulars
(1)	(2)	(3)	(4)	(5)
F- LOANS AND ADVANCES-				
6202-Loans for Education, Sports, Art and Culture-				
01-General Education-				
203-University and Higher Education	General Department (Trainings)	1975-76	8,37	Vouchers/ Schedules are awaited from Treasuries/ Departments
600-General	-do-	1975-76	99,72	-do-
02-Technical Education	-do-	1974-75	49,32	-do-
03-Sports and Youth Services	-do-	1988-89	1	-do-
800-Other Loans	-do-	1975-76	36,05	-do-
6210-Loans for Medical and Public Health-				
03-Medical Education, Training and Research	-do-	1978-79	24,42	-do-
04-Public Health-				
800-Other Loans	-do-	1987-88	8	-do-
80-General-				
800-Other Loans	-do-	1987-88	16,94	-do-
6216-Loans for Housing-				
02-Urban Housing-				
201-Loans to Housing Boards	Director Local Bodies	1987-88	24,46	-do-
800-Other Loans	-do-	1977-78	12,17	-do-
03-Rural Housing-				
800-Other Loans	-do-	1968-69	72,86	-do-

(Rupees in thousand)

APPENDIX-II (Contd.)

Head of Account	Departmental Officers / Treasury Officers responsible for reconciliation from whom details are awaited	Earliest year to which difference relates	Amount of difference	Particulars
(1)	(2)	(3)	(4)	(5)
(Rupees in thousand)				
F-Loans and Advances- (Contd.)				
6216-Loans for Housing-(Concl.)				
80-General -				
201-Loans to Housing Boards	Director Local Bodies	1987-88	1	Vouchers/Schedules are awaited from Treasuries/Departments
800-Other Loans	-do-	1987-88	35,32	-do-
6217-Loans for Urban Development -				
01-State Capital Development-				
191-Loans to Local Bodies, Corporations, etc.	-do-	1973-74	1,37,93	-do-
03-Integrated Development of Small and Medium Towns -				
191-Loans to Local Bodies, Corporations, etc.	-do-	1966-67	1,07,28	-do-
60-Other Urban Development Schemes-				
800-Other Loans	-do-	1977-78	4,30,97	-do-
6225-Loans for Welfare of Scheduled Castes, Scheduled Tribes and Other Backward Classes -				
01-Welfare of Scheduled Castes -				
800-Other Loans	Secretary to Govt. Social Welfare Department	1987-88	53	-do-

APPENDIX-II (Contd.)

Head of Account	Departmental Officers / Treasury Officers responsible for reconciliation from whom details are awaited	Earliest year to which difference relates	Amount of difference	Particulars
(1)	(2)	(3)	(4)	(5)
F-Loans and Advances- (Contd.)				
6235-Loans for Social Security and Welfare-				
01-Rehabilitation-				
202-Other Rehabilitation Schemes	Provincial Rehabilitation Commissioner	1966-67	4,62	Vouchers/ schedules are awaited from treasuries/ departments
60-Other Social Security and Welfare Programmes-				
800-Other Loans-				
a) Other Social Welfare Programmes	Financial Commissioner	1982-83	18,34	-do-
b) Distress Loans	-do-	1982-83	54,60	-do-
6245- Loans for Relief on account of Natural Calamities-				
Loans to Sufferers from Fire and Other Calamities	-do-	1962-63	1,03,42	-do-
Natural Calamities	-do-	1987-88	32,47	-do-
6401-Loans for Crop Husbandry-				
106-High Yielding Varieties Programmes	Director of Agriculture	1967-68	1,42	-do-
111-Agricultural Education	General Department	1975-76	3,04,86	-do-
800-Other Loans-				
(i) Takavi Advances	Financial Commissioner	1967-68	47,70	-do-
(ii) Other Agricultural Loans	Financial Commissioner	1982-83	30	-do-

APPENDIX-II (Contd.)

Head of Account	Departmental Officers / Treasury Officers responsible for reconciliation from whom details are awaited	Earliest year to which difference relates	Amount of difference	Particulars
(1)	(2)	(3)	(4)	(5)
(Rupees in thousand)				
F-Loans and Advances- (Contd.)				
6403-Loans for Animal Husbandry-				
109-Extension and Training	General Department	1974-75	7,84	Vouchers/ schedules are awaited from treasuries/ departments
800-Other Loans	-do-	1992-93	1,85	-do-
6425-Loans for Co-operation-				
107-Loans for Credit Co-operatives	Registrar Co-operative Societies	1982-83	14,03	-do-
108-Loans to Other Co-operatives-				
(i) Loans to Consumer Co-operative Societies	-do-	1982-83	6,39	-do-
(ii) Other Loans	-do-	1972-73	2,24	-do-
6515-Loans for Other Rural Development Programmes-				
101-Panchayati Raj Institutions	Director Accounts and Treasuries	1972-73	1,12	-do-
102-Community Development	-do-	1972-73	4,18	-do-
6575-Loans for Other Special Areas Programmes-				
02-Backward Areas-				
299-Development of Ladakh	Registrar Co-operative Societies, Leh	1976-77	21,28	-do-

APPENDIX-II (Contd.)

Head of Account	Departmental Officers / Treasury Officers responsible for reconciliation from whom details are awaited	Earliest year to which difference relates	Amount of difference	Particulars
(1)	(2)	(3)	(4)	(5)
F-Loans and Advances- (Contd.)				
6851-Loans for Village and Small Industries-				
102-Small Scale Industries-				
(a) Industrial Loans	Director Industries and Commerce	1967-68	1,20,56	Vouchers/schedules are awaited from treasuries/departments
(b) Loans to Petty Traders, Artisans and Craftsmen	Financial Commissioner	1988-89	2,48	-do-
(c) Other Miscellaneous Loans	Director Industries and Commerce	1974-75	60,97	-do-
103-Handloom Industries	-do-	1974-75	8,04	-do-
108- Power Loom Industries	-do-	1987-88	3,54	-do-
200- Other Village Industries-				
(i) Other Village Industries	-do-	1994-95	36,50	-do-
6860-Loans for Consumer Industries-				
60-Others-				
600-Other Loans	-do-	1987-88	10,15	-do-
6885-Loans for Other Industries and Minerals-				
01-Loans to Industrial Financial Institutions-				
190-Loans to Public Sector and Other Undertakings	Director Industries and Commerce	1968-69	22,05	-do-

APPENDIX-II (Contd.)

Head of Account	Departmental Officers / Treasury Officers responsible for reconciliation from whom details are awaited	Earliest year to which difference relates	Amount of difference (Rupees in thousand)	Particulars
(1)	(2)	(3)	(4)	(5)
F-Loans and Advances- (Contd.)				
6885-Loans for Other Industries and Minerals-(Concl.)				
02-Development of Backward Areas-				
190-Loans to Public Sector and Other Undertakings-				
Pilot Project (Rural Industrialization)	Director Industries and Commerce	1975-76	4,38	Vouchers/schedules are awaited from treasuries/departments
60-Others-				
800-Other Loans	-do-	1977-78	11,35,36	-do-
7055-Loans for Road Transport-				
190-Loans to Public Sector and Other Undertakings	Transport Department	1982-83	3,00,80	-do-
7452-Loans for Tourism-				
80-Others-				
190-Loans to Public Sector and Other Undertakings	Tourism Department	1987-88	20,00	-do-
7610-Loans to Government Servants, etc.-				
201-House Building Advances (Non-Gazetted)	Various Departments/Treasuries	1976-77	3,43,02	-do-

APPENDIX-II (Contd.)

Head of Account	Departmental Officers / Treasury Officers responsible for reconciliation from whom details are awaited	Earliest year to which difference relates	Amount of difference	Particulars
(1)	(2)	(3)	(4)	(5)
(Rupees in thousand)				
F-Loans and Advances- (Concl.)				
7610-Loans to Government Servants, etc.- (Concl.)				
203-Advances for Purchase of Other Conveyances- Cycle Advance/ Scooter Advance (NG)	Various Departments/ Treasuries	1966-67	50,06	Vouchers/ schedules are awaited from treasuries/ departments
Festival Advance	-do-	1968-69	11,52	-do-
I- SMALL SAVINGS, PROVIDENT FUNDS, ETC.-				
8011-Insurance and Pension Funds-				
105-State Insurance Fund	Finance Department	1972-73	10,79,53	-do-
K- DEPOSITS AND ADVANCES-				
8443-Civil Deposits-				
101-Revenue Deposit	Various Departments/ Treasuries/ Offices	1968-69	23,62,31	-do-
103-Security Deposit	-do-	1974-75	4,83	-do-
104-Civil Court Deposit	-do-	1971-72	68,34	-do-
105-Criminal Court Deposit	-do-	1993-94	11,86	-do-
106-Personal Deposit	-do-	1967-68	4,76,58	-do-
108-Public Works Deposit	-do-	1970-71	14,16,64	-do-

APPENDIX-II (Contd.)

Head of Account	Departmental Officers / Treasury Officers responsible for reconciliation from whom details are awaited	Earliest year to which difference relates	Amount of difference	Particulars
(1)	(2)	(3)	(4)	(5)
K- DEPOSITS AND ADVANCES-(Concl.)				
8443-Civil Deposits-(Concl.)				
109-Forest Deposits	-do-	1969-70	3,85,45	Vouchers/schedules are awaited from treasuries/departments
111-Other Departmental Deposits	-do-	1999-00	39,13	-do-
121-Deposits in Connection with Elections	-do-	1987-88	6,40	-do-
123-Deposits of Educational Institutions	-do-	1966-67	4,08,94	-do-
800-Other Deposits	-do-	1969-70	9,23,24	-do-
Kargil Relief Fund	-do-	1999-00	1,18	-do-
L-SUSPENSE AND MISCELLANEOUS-				
8658-Suspense Accounts-				
107-Cash Settlement Suspense Account	-do-	1981-82	4	-do-
M-REMITTANCES-(Concl.)				
8782- Cash Remittances and Adjustments between Officers rendering Accounts to the same Accounts Officer-(Concl.)				
101- Cash Remittances between Treasury and Currency Chests	Various Treasury Officers	1975-76	4,33,21,19	-do-

(Rupees in thousand)

APPENDIX-II (Concl.)

Head of Account	Departmental Officers / Treasury Officers responsible for reconciliation from whom details are awaited	Earliest year to which difference relates	Amount of difference	Particulars
(1)	(2)	(3)	(4)	(5)
M-REMITTANCES-(Concl.)				
8782- Cash Remittances and Adjustments between Officers rendering Accounts to the same Accounts Officer-(Concl.)				
102- Public Works Remittances-				
(i) Remittances into Treasuries	Various Treasury Officers	1970-71	2,52,31,35	Remittance schedules/ cheques awaited
(ii) P.W. Cheques	-do-	1970-71	4,97,54,24	-do-
103- Forest Remittances-				
(i) Remittances into Treasuries	-do-	1972-73	1,97,97	-do-
(ii) Forest Cheques	-do-	1973-74	21,78,80	-do-

APPENDIX-III
STATEMENT SHOWING ILLUSTRATIVE CASES IN WHICH ACCEPTANCES OF
BALANCES HAVE NOT BEEN RECEIVED

(Referred to in explanatory Note No. 2 below Statement No.8)

Head of Account	Number of acceptances awaited	Year from which acceptances awaited	Amount Outstanding against these items on 31st March, 2008 (In lakh of rupees)
F-LOANS AND ADVANCES-			
6216- Loans for Housing-			
02- Urban Housing-			
201- Loans to Housing Boards	3	1981-82	46.87
800- Other Loans	3	1981-82	2,03.96
03- Rural Housing-			
201- Loans to Housing Boards	2	1981-82	2,99.00
800- Other Loans	44	1961-62	1,94.37
6217- Loans for Urban Development-			
01- State Capital Development-			
191- Loans to Local Bodies, Corporations etc. - Loans to Municipalities	18	1969-70	5,17.45
03- Integrated Development of Small and Medium Towns-			
191- Loans to Local Bodies, Corporations, etc.	67	1969-70	7,56.55
6235- Loans for Social Security and Welfare-			
01- Rehabilitation-			
112- Relief and Rehabilitation of Persons affected by Indo-Pak Conflict, 1971-			
(a) Loans to Persons in Border Areas affected by Raids and Military Operations	15	1965-66	48.21
(b) Loans to Chamb and Jourian Refugees	13	1966-67	3,95.15
202- Other Rehabilitation Schemes	18	1964-65	61.08
60- Other Social Security and Welfare Programmes-			
200- Other Programmes (Gold Smiths)	15	1964-65	38.14
800- Other Loans-			
(a) Other Social Security and Welfare Programmes	67	1964-65	4,62.83
(b) Distress Loans	21	1965-66	95.98

APPENDIX-III (Contd.)

Head of Account	Number of acceptances awaited	Year from which acceptances awaited	Amount Outstanding against these items on 31st March, 2008 (In lakh of rupees)
F-LOANS AND ADVANCES-(Contd.)			
6245- Loans for Relief on account of Natural Calamities-			
03- Fire and other Calamities-			
800- Other Loans-			
(i) Loans to Sufferers from Fire and other Calamities	14	1970-71	4,48.20
(ii) Natural Calamities	1	1987-88	60.28
6401- Loans for Crop Husbandry-			
106- High Yielding Varieties Programmes	14	1965-66	38.23
111- Agricultural Education	23	1964-65	7,07.18
113- Agricultural Engineering	2	1987-88	2,91.64
119- Horticulture and Vegetable Crops	17	1964-65	48.34
800- Other Loans-			
(i) Takavi Advances	11	1972-73	1,37.74
(ii) Other Agricultural Loans	48	1971-72	7,39.89
6402- Loans for Soil and Water Conservation-			
102- Soil Conservation	31	1971-72	5.12
6403- Loans for Animal Husbandry-			
109- Extension and Training	22	1964-65	43.40
800- Other Loans	3	1987-88	15.90
6404- Loans for Dairy Development-			
102- Dairy Development Projects	12	1973-74	30.08
6406- Loans for Forestry and Wild Life-			
104- Forestry-			
Loans for Forest	2	1980-81	1.64
6425- Loans for Co-operation-			
107- Loans to Credit Co-operatives-			
(i) Advances to J&K Co-operative Bank	16	1964-65	44.95
(ii) Debentures of Land Development Bank	13	1969-70	65.52
108- Loans to other Co-operatives-			
(i) Consumer Co-operatives	18	1964-65	23.87
(ii) Other Loans	17	1969-70	6,14.16
190- Loans to Public Sector and other Undertakings-			
Industrial Co-operatives	9	1972-73	26.33

APPENDIX-III (Contd.)

Head of Account	Number of acceptances awaited	Year from which acceptances awaited	Amount Outstanding against these items on 31st March, 2008 (In lakh of rupees)
F-LOANS AND ADVANCES-(Contd.)			
6435- Loans for other Agricultural Programmes-			
01- Marketing and Quality Control-			
190- Loans to Public Sector and other Undertakings (J&K HPMC Ltd.)	1	1998-99	12,66.57
6515- Loans for other Rural Development Programmes-			
101- Panchayati Raj Institutions	6	1972-73	1.12
102- Community Development	14	1972-73	4.29
6575- Loans for other Special Areas Programmes-			
02- Backward Areas-Development of Ladakh	32	1971-72	1,36.26
6801- Loans for Power Projects-			
201- Hydel Generation (Baghliar Project)	1	1999-2000	85,04.81
6851- Loans for Village and Small Industries-			
102- Small Scale Industries-			
(a) Industrial Loans	26	1959-60	4,22.35
(b) Loans to Petty Traders, Artisans and Craftsmen	19	1964-65	45.13
(c) Other Miscellaneous Loans	14	1976-77	3,62.35
103- Handloom Industries	23	1971-72	2,62.91
105- Khadi and Village Industries	1	1987-88	0.12
108- Power-loom Industries	1	1987-88	24.45
200- Other Village Industries-			
(a) Other Village Industries	24	1971-72	25,58.19
(b) Other Loans	54	1981-82	33.17
6853- Loans for Non-Ferrous Mining and Metallurgical Industries-			
01- Mineral Exploration and Development-			
800- Other Loans- Loans to J&K Minerals	11	1970-71	1,86.16
60- Other Mining and Metallurgical Industries-			
800- Other Loans	12	1970-71	12.00
6858- Loans for Engineering Industries-			
02- Other Industrial Machinery Industries-			
800- Other Loans	3	1978-79	33.84

APPENDIX-III (Concl.)

Head of Account	Number of acceptances awaited	Year from which acceptances awaited	Amount Outstanding against these items on 31st March, 2008 (In lakh of rupees)
F-LOANS AND ADVANCES-(Concl.)			
6860- Loans for Consumer Industries-			
60- Others-			
800- Others	13	1973-74	10,04.11
6885- Loans for other Industries and Minerals-			
01- Loans to Industrial Financial Institutions-			
190- Loans to Public Sector and other Undertakings-			
Ways and Means Advances (J&K Industries Limited)	16	1965-66	2,87,73.56
Loans for Agro Industries	1	1998-99	7,94.71
02- Development of Backward Areas-			
190- Loans to Public Sector and other Undertakings-			
Pilot Project (Rural Industrialization)	11	1970-71	47.81
60- Others-			
800- Other Loans	53	1960-61	75,29.41
7055- Loans for Road Transport-			
190- Loans to Public Sector and other Undertakings	11	1976-77	2,94,23.69
7075- Loans for other Transport Services-			
01- Roads and Bridges-			
800- Other Loans-			
District and other Roads	9	1973-74	5,54.42
7452- Loans for Tourism-			
80- Others-			
190- Loans to Public Sector and other Undertakings	11	1975-76	27,61.67

APPENDIX -IV

Statement of Commitments- List of Incomplete Capital Works
Costing Rs.1.00 Crore and above.

APPENDIX

Statement of Commitments- List of Incomplete Capital Works Costing Rs.1.00 Crore

S. No	Name of project/work	Cost of work
(A)	Irrigation and Flood Control Department	(In lakh of rupees)
	Kashmir Division-	
1	Improvement to out fall channel	1900.00
2	Improvement to Flood Spell Channel	1678.00
3	Improvement to River Jehlum-	
	i- Khanabal to Padshahibagh	1450.00
	ii- Padshahibagh to Chattabal	318.00
	Chattabal to Boniyar	1440.00
4	Flood protection works on various Nallas	2667.00
	Major and Medium Irrigation-	
1	Ahaji Canal Budgam	796.00
2	Babul Canal Tangmarg	415.00
3	Dab Canal Ganderbal	540.73
4	Dadi canal	419.00
5	Lar Canal Budgam	663.00
6	Lar Canal Ganderbal	668.00
7	Lar Khul Shopian	3586.00
8	Lethpora Lift Irrigation Scheme	95.00
9	Augmentatio of Wangipora Khurvan LIS Sonawari	154.80
10	Modernization of Warn out Pumps in Sonawari Area	1596.80
11	F.P.D Bdini & Chriwa Nallah Nagrota	150.73
12	Improvement to Dalowkhul Tangmarg	190.40
13	LIS Ijara Baramulla	610.00
14	Inprovement to Fresin Gurwanbal Beeru	155.50
15	Remodelling of Chattergam Canal Chadura	112.00
16	Wasoor LIS Wasoor	199.00
17	Modernization of Zainpora Canal Watchi	493.83
18	Modernization of Awneera Canal Watchi	135.00
19	Banimalla Irr. Scheme PH-II Noorabad	239.81
20	LIS Qasba Dayarsar Devsar	157.00
21	Sarbal Serbuji Homeshalibugh	105.00
22	Remodelling at Raziolodi Devsar	120.00
23	Construction of Hassanpur Tulkhan Hassanpora	184.00
24	Vassu Lodi Devsar	114.96
25	Construction of Gasran Pahloo Noorabad	389.80
26	Improvement to Nagam Canal Noorabad	122.41
27	Improvement to Pargan Ladi Noorabad	109.86
28	Improvement to Dehgamkhul Varinag Dooru	175.00

-IV

and above for which information has been received so far from State Government (July,2008)

Sanction Order No. and Date	Date of Commence- ment	Target date of completion	Revised costs (if any)	Expenditure upto 31st March, 2008	Remarks
(In lakh of rupees)					
AA. 1489-93	20-10-81	1/4/1960	2435.00	2175.90	Work In progress
AA. 20137-43	27-2-81	1/4/1959	9109.16	939.66	Work In progress
AA. 14892-93	20-10-81	1/4/1959	1600.00	1064.83	Work In progress
AA. 14892-93	20-10-81	1/4/1959	730.69	787.31	Work In progress
AA. 14892-93	20-10-81	1/4/1959	1981.00	922.68	
AA. 14892-93	20-10-81	1/4/1959	4581.63	2148.64	
-	-	1/4/1997	2051.49	488.53	Work In progress
-	-	1/4/1997	1233.62	359.82	Work In progress
-	-	1/4/1997	392.41	284.04	Work In progress
-	-	1/4/1984	4995.00	2106.54	Work In progress
-	-	1/4/1997	1015.00	328.47	Work In progress
-	-	1/4/1997	497.95	294.87	Work In progress
-	-	1/4/1997	3015.11	415.18	Work In progress
AA. Wip	9/10/1973	1/4/1972	1003.84	945.93	
-	-	2007-08	154.80	36.27	
-	-	2007-08	1596.80	248.40	
-	-	2007-08	150.73	36.27	
-	-	2007-08	190.40	76.35	
-	-	2007-08	610.00	191.49	
-	-	2007-08	155.50	34.00	
-	-	2007-08	112.00	34.52	
-	-	2007-08	199.00	69.25	
-	-	2007-08	493.83	179.11	
-	-	2007-08	135.00	51.26	
-	-	2007-08	239.81	60.96	
-	-	2007-08	157.00	43.54	
-	-	2007-08	105.00	11.60	
-	-	2007-08	120.00	25.35	
-	-	2007-08	184.00		
-	-	2007-08	114.96	26.19	
-	-	2007-08	389.80	31.22	
-	-	2007-08	122.41	16.95	
-	-	2007-08	109.86	35.84	
-	-	2007-08	175.00	50.08	

S. No	Name of project/work	APPENDIX Cost of work
(A) Irrigation and Flood Control Department		(In lakh of rupees)
Kashmir Division-(Concl'd.)		
29	LIS Check Punchpora, Bijbehara	152.00
30	Construction of New Station at Kharmentar, Kokernag	158.00
31	Remodelling at Beora Canal Bijbehara	309.00
32	Mirchi Khul (Remodelling) Bijbehara	550.00
33	Remodelling of Mehind Canal Bijbehara	508.50
34	Remodelling Wohan Canal (Lift) Pahalgam	155.95
35	Veshow Nalla	372.00
36	Wangipora Khurwan L.I.S.	151.50
Jammu Division-		
Major and Medium Irrigation-		
Irrigation Kathua-		
1	Mod of New Partap Canal	125.00
2	Mod. of Kathua Canal	862.00
3	Mod. of Ranbir Canal	3181.00
4	Strengthening of Ranjan Lift Irrigation Scheme	434.56
(B) Tube well Irrigation Division-		
1	Anti Erosion Work River Tawi	500.00
2	Const of Water Storage Scheme (BADP) Near SKUST Samba Jammu	1493.00
3	Const of Water Storage Scheme (BADP) Near Village Daradagore in River Devak	752.50
4	Const of Water Storage Scheme (BADP) Near Village Dingamb & Manglore in River Tarnah	1385.00
5	Const of Water Storage Scheme (BADP) Near Village Utter Bhini in River Devak	1149.00
6	Const of Water Storage Scheme (BADP) Upstream Village Gurrah Mundianinyekh Nallah	1031.00
7	Construction of Aijpur Trewah LIS	255.00
8	F.P.D Bdini & Chriwa Nallah Nagrota	149.47
9	Gurah Pattan Canal	117.45
10	Julera Thagan	120.00
11	Kandi Canal Bhaderwah	5370.00
12	Kastigarh Canal	210
13	Replacement of Wornout Pumps	353.23
14	Saidgarh L.I.S	66.20
15	Protection Work River Devak Udampur	708.00

-IV (Contd.)

Sanction Order No. and Date	Date of Commence- ment	Target date of completion	Revised costs (if any)	Expenditure upto 31st March, 2008	Remarks	
(In lakh of rupees)						
-	-	2007-08	2009-10	152.00	46.57	
-	-	2007-08	2009-10	158.00	49.15	
-	-	2007-08	2009-10	309.00	112.20	
-	-	2007-08	2008-09	550.00	199.45	
-	-	2007-08	2009-10	508.50	147.58	
-	-	2007-08	2008-09	155.95	55.51	
-	-	1/4/2002	2010-11	372.00	299.43	
Nil -	-	2005-06	2007-08	-	0.75	
-	-	1981-1982	2010-11	4760.00	2379.20	
-	-	1982-1983	2007-08	4693.00	1618.00	Scheme under
-	-	1981-1982	2011-2012	17557.00	9386.41	Subject to availability of funds
-	-	-	2009-10	941.08	538.46	Work in progress
-	-	2005-06	2008-09	500.00	337.00	
-	-	2005-06	2010-11	1493.00	189.72	
-	-	2005-06	2009-10	752.50	115.41	
-	-	2005-06	2010-11	1385.00	140.52	
-	-	2005-06	2010-11	1149.00	152.44	
-	-	2005-06	2010-11	1131.00	252.13	
-	-	2002-03	2009-10	255.00	176.95	
-	-	2005-06	2008-09	157.34	90.99	
-	-	2004-05	2008-09	117.45	98.03	
-	-	2004-05	2008-09	120.00	118.20	
-	-	2006-07	2012-2013	5370.00	278.96	
-	-	2006-07	2009-10	210.3	74.02	
-	-	1998-99	2007-08	347.73	306.13	Work in Progress
-	-	2003-04	2007-08	199.00	43.92	
-	-	2006-07	2008-09	708.00	275.00	

APPENDIX

S. No	Name of project/work	Cost of work
(C) Public Health Engineering Department (Kashmir)-		(In lakh of rupees)
1	Aga Syed Yousuf (Khomani Chowk)	216.00
2	Ashoora	137.42
3	Augumentation Rampathri	836.00
4	Bajwani Tral	337.45
5	Batthen Zantrag	219.00
6	Bohripora Hamadanabad	113.50
7	Construction of OHT at Check Nowgam	130.90
8	Daksum Wangam	377.98
9	Devsar	1300.00
10	Duroo Pandithpora	349.66
11	Ext. of Source of Pokhribal	184.72
12	Gulab Bagh	106.24
13	Gulgan Alochizab	108.42
14	Gundipora	140.33
15	Haihama Helamatpora	162.56
16	Hawash Kharpora	218.19
17	Kanalwan	105.66
18	Kangan (SC/ST)	382.53
19	Kellar	208.00
20	Khiram (Regional)	617.00
21	Lach Sanzipora	116.68
22	Laribal Mominabad	102.00
23	Lisser Hudipora	247.17
24	Manigam	170.00
25	Master Plan Phase-II	18100.00
26	Neigo Branwar	125.84
27	Ompora	261.80
28	Puhroo	438.91
29	Rohama Rafiabad	1413.70
30	Rakhshalina	277.00
31	Rasu Khalsi	152.00

-IV (Contd.)

Sanction Order No. and Date	Date of Commence- ment	Target date of completion	Revised costs (if any)	Expenditure upto 31st March, 2008	Remarks
				(In lakh of rupees)	
No:20863-68 13/12/2003	2003-04	2007-08	-	208.27	
20929-33 13.12.2003	2003-04	-	-	118.12	
No:4023-28 26/05/2003	2003-04	-	-	658.98	
No:12308-12 28/07/2006	2003-04	-	-	170.06	
No:15870-73 19/09/2003	2003-04	-	-	168.35	
No:20896-901 13/12/2003	2003-04	-	-	110.64	
No:16327-30 31/08/2007		2009-10	-	6.00	
No:15110-14 9/10/2002	2003-04	-	-	349.32	
No:35665-58 12/3/2007	2006-07	-	-	240.00	
No:11448-65 1/9/2005	2003-04	-	-	22.00	
PW/S/HYD/ 5/10/2004 2005/WSS	2005-06	-	-	184.00	
No:2086-72 13/12/2003	2003-04	-	-	106.23	
No:9282-86 14/07/2004	2001-02	2007-08	-	98.10	
No:7786-90 16/06/2006	2003-04	-	-	140.25	
No:9282-86 14/07/2004		2008-09	-	103.26	
No:23490-94 20/1/2004	2003-04	-	-	211.00	
No:12734-37 23/08/2006	2003-04	-	-	103.00	
No:2391-94 25/04/2006	2005-06	-	-	280.00	
No:5570-73 9/6/2003	2003-04	-	-	207.99	
No:16727-32 4/9/2006	2003-04	-	-	602.00	
No:34377-80 1/3/2007	2006-07	-	-	114.28	
No:23344.48 20.01.2004	2003-04	-	-	101.00	
No:15863-67 28/09/2004		2008-09	-	176.20	Ongoing
No:20923-28 13/12/2003	2003-04	2007-08	-	148.89	
	1990-91	-	-	4201.19	
No:407-PW/Hyd 21/12/2006 of 2006	2003-04	-	-	124.84	
No:20863-68 13/12/2003	2003-04	-	-	242.87	
No:9915-18 8/7/2005	2003-04	-	-	376.47	
				258.80	Ongoing
No:245-PW/Hyd 9/6/2006	2003-04	2008-09	-	219.93	
No:7786-90 16/06/2006	2003-04	-	-	151.98	

S. No	Name of project/work	APPENDIX
		Cost of work
(C) Public Health Engineering Department (Kashmir)- (Contd.)		(In lakh of rupees)
32	Rajwara	170.00
33	Shangus Khundroo	204.43
34	Shumnag Dadompura	203.61
35	Sonmulla Tulwari	272.00
36	Syed Salah Khan Sahib (Regional)	595.00
37	Verri (Regional)	592.00
38	Water Supply Scheme Bandipora	362.64
39	Water Supply scheme Achabal	390.84
40	Water Supply Scheme Achabal Doabgah	143.00
41	Water Supply Scheme Anirabad Chandrigam	125.00
42	Water Supply Scheme Arizal Zampora	218.00
43	Water supply scheme Awantipora	361.00
44	Water Supply Scheme Baghi Khoshipora	103.00
45	Water Supply Scheme Barsoo Shoolipora	155.00
46	Water Supply Scheme Beerwah	674.29
47	Water Supply Scheme Bumthan Lolipora	188.00
48	Water Supply Scheme Chadura	246.28
49	Water Supply Scheme Chewa Pahilpora	356.46
50	Water Supply Scheme Chewdara Rajwani	345.48
51	Water Supply Scheme Gogaldara	106.77
52	Water Supply Scheme Gundi Tankpora	299.00
53	Water Supply Scheme Gundibal Andrasoo	103.63
54	Water Supply Scheme Hajin	354.92
55	Water Supply Scheme Kulgam	613.30
56	Water Supply Scheme Kupwara	733.24
57	Water Supply Scheme Mader Baginder	495.00
58	Water Supply Scheme Nayina	137.00

-IV (Contd.)

Sanction Order No. and Date	Date of Commence- ment	Target date of completion	Revised costs (if any)	Expenditure upto 31st March, 2008	Remarks
(In lakh of rupees)					
No:2977-82 16/05/2005	1996-97	2007-08	-	162.78	
No:23152-56 16/01/2004	2003-04		-	204.43	
No:29883-91 29/04/2006	2003-04		-	186.92	
No:6392-96 8/6/2004	2003-04		-	227.10	
No:4017-22 26/05/2003	2003-04		-	584.84	
No:12734-37 23/08/2006	2003-04		-	458.00	
No:7976-80 28-06-2006	2001-02		-	288.12	Ongoing
No:10770-71 18-09-2004	2004-05		-	245.39	Work in progress
20952-53 29/11/2004	-	2009-10	-	57.96	
No:14082-84 16-12-1999	-	2008-09	-	87.40	
No:454 3/10/2002	1997-98	2008-09	-	115.77	
No:14770 18-09-2004	2003-04		-	73.69	Work in progress
No:12302-07 28-07-2006	2006-07	2008-09	-	5.09	
No:20288 3/12/2003	2003-04	2008-09	-	128.02	Work in progress
No:3283-87 6/5/2004	2003-04		-	100.95	Work in progress
No:24176-78 20-03-2006	1994-1995	2008-09	-	11.50	
			-	155.88	
			-	87.44	
No:454 3/10/2002	1980-1981	2008-09	-	128.72	
No:11448-65 1/9/2005	2005-06	2008-09	-	11.50	
	2005-06	2008-09	-	16.50	
			-	29.75	
No:14770-71 18-09-2004	2003-04		-	58.95	Work in progress
No:Q12045/10 22-12-2004	2003-04	2007-08	-	569.38	Work in progress
No:Q12045/10 22-12-2004	2004-05	2007-08	-	687.78	Work in progress
No:11448-65 1/9/2005	2005-06	2010-11	-	50.00	
No:2033-38 4/5/2005	1997-98	2008-09	-	92.50	

S. No	Name of project/work	APPENDIX
		Cost of work
(C) Public Health Engineering Department (Kashmir)- (Contd.)		(In lakh of rupees)
59	Water Supply Scheme Nickloor Chowdhary Bagh	174.00
60	Water Supply Scheme Pulwama	223.00
61	Water Supply Scheme Rebbon Khojapora	110.58
62	Water Supply Scheme Samboora	126.00
63	Water Supply Scheme Shunglipora Nasarpora	140.55
64	Water Supply Scheme Togan Tangbal	1422.29
65	Water Supply Scheme Upgd. Rawathpora Iskenderpora	198.84
66	Water Supply Scheme, Anantnag	3760.00
67	Water Supply Scheme, Baramulla	1287.80
68	Water Supply Scheme, Chanpora Jabgul	623.55
69	Water Supply Scheme, Chararisharief	572.00
70	Water Supply Scheme, Ganderbal	394.84
71	Water Supply Scheme, Pattan	965.98
72	Water Supply Scheme, Sherpora Arwani	210.92
73	Water Supply Scheme, Soibugh	380.00
74	Water Supply Scheme, Sopore	800.00
75	Water Supply Scheme, Upgradation Magam Narabal	1061.68
76	Water Supply Scheme, upgradation Surusyar	239.28
77	Water Supply Scheme Alamdar Colony Doodpathri	331.60
78	Wutkaloo Loolipora	131.51
79	Yechgoose Bamnoo	241.62
80	Zag Sundri	140.00
81	Vodpora Shahlal	252.62
82	Lar Watlar (Regional)	711.51
83	Water Supply Scheme Dewa	113.00
84	Water Supply Scheme Botepathri Part-II	444.00
85	Water Supply Scheme Aloosa Astengo Kehnos	123.00
86	Water Supply Scheme Hakbara	188.50
87	Water Supply Scheme Kalwait Pora	131.54
88	Water Supply Scheme Nesbal	396.70

-IV (Contd.)

Sanction Order No. and Date	Date of Commence- ment	Target date of completion	Revised costs (if any)	Expenditure upto 31st March, 2008	Remarks
(In lakh of rupees)					
No:11448-65 1/9/2005	2005-06	2009-10	-	4.00	
28349-56 19/03/05	2005-06	-	-	135.00	Work in Progress
No:11448-65 1/9/2005	2005-06	2009-10	-	28.32	
No:23194-200 17/1/2005	-	2008-09	-	106.04	
No:13161-65 28-08-2004	1997-98	2008-09	-	44.65	
--	2006-07	-	-	263.63	
No:11448-65 1/9/2005	1997-98	2008-09	-	46.82	
--	1997-98	-	-	978.40	
--	1992-93	-	-	1148.01	
13874-80 17.09.2002	1980-81	2008-09	-	177.89	
No:21238-43 20-12-2003	1994-95	-	-	572.00	Work in Progress
No:Q:12045/10 22-12-2004	2004-05	-	-	307.46	Work in progress
No11-12 16-04-2005	1996-97	-	-	782.44	Work in Progress
No:3458-61 24-01-2002	1985-86	2008-09	-	208.92	
	2006-07	2008-09	-	290.93	
No:2457 4/2/2004	2000-01	-	-	615.20	Work in Progress
No:21010-15 29-11-2004	1997-98	2009-10	-	339.69	
No:24176-78 20-03-2006	1997-98	2008-09	-	173.39	
No:11448-65 1/9/2005	1997-98	2008-09	-	179.63	
No:2988-91 29/04/2006	2003-04	-	-	130.88	
No:2705-07 23/12/2006	2006-07	-	-	127.54	
No:20288-307 3/12/2003	2002-03	2008-09	-	97.24	
No.4005-10 26.5.2003	2003-04	-	-	232.40	
No:17340-44 9/10/2004	2003-04	2008-09	-	666.11	
No:17725-28 12/09/2006	-	-	-	-	
No:11448-65 1/9/2005	-	2009-10	-	5.00	
No:27144-47 15/12/2006	2006-07	2010-11	-	165.53	
No:7273-78 10/8/1999	1999-00	2007-08	-	98.65	
--	-	-	-	9.50	
No:11448-65 1/9/2005	2005-06	2009-10	-	15.00	
No:26537 9/12/2006	2006-07	2010-11	-	30.75	

		APPENDIX
S. No	Name of project/work	Cost of work
(C) Public Health Engineering Department (Kashmir)- (Contd.)		(In lakh of rupees)
89	Water Supply Scheme Sone Baran	187.74
90	Takanwari Dar Mohalla Khan Mohalla	117.00
91	Branpathri Baldora	175.00
92	Gohal Tengpora	152.00
93	New Colony Wadoora	116.60
94	Shirpora Dardpora	137.92
95	Batpora Seepan	110.69
96	Nanel	125.00
97	Bangdora	114.00
98	Hard Abura Badren	126.65
99	Malikabad Badwani	230.00
100	Wassuhallan	188.00
101	Wangipora	109.00
102	Shangerpora Dadoora	109.00
103	Tengpora Ramnagri	213.00
104	Palpora Gagan	180.58
105	Parigam Jagir	192.00
106	Reshipora Dagripora	198.00
107	Trich	184.00
108	Laribal Mominabad	102.00
109	Grend	105.00
110	Nambal	124.70
111	Budrashi	101.00
112	Loan Hari (Shifted from DS)	148.00
113	Vodpora Shahlal	252.62
114	ARWSP- Naqashbandh Colony Shah Mohlla	210.96
115	ARWSP- Halnar Chechipatti	102.94
116	ARWSP- Corag Dumarg	323.00
117	ARWSP- Dangerpora Tullumulla	488.68
118	ARWSP- Dar Mohlla Watal Bagh	265.00
119	ARWSP- Gogji Gund Malik Pora	448.00
120	ARWSP- Khananpath Nizampura	230.47
121	ARWSP- Chittergul	198.00
122	ARWSP- Hayan Gunshi Mohlla	449.00
123	ARWSP- Tulbagh Shanpora Zakura	113.59

-IV (Contd.)

Sanction Order No. and Date	Date of Commence- ment	Target date of completion	Revised costs (if any)	Expenditure upto 31st March, 2008	Remarks
(In lakh of rupees)					
No:11448-65 1/9/2005	-	2009-10	-	19.95	
No:20923-28 13/12/2003	2003-04	2007-08	-	100.04	
No:20873-77 13/12/2003	2003-04		-	154.66	
PENDING	2003-04			64.92	
20896-901 13.12.2003	2003-04	2007-08		90.80	
No:14711-14 18/08/2006	2003-04	2008-09	166.42	129.00	
No:23152-56 16/01/2004	2003-04	2007-08	-	110.69	
No:12734-37 23/08/2006	2003-04	2007-08	-	111.00	
No:14711-14 18/08/2006	2003-04	2008-09	142.72	114.00	
	2007-08			58.50	
No:33641-44 22/2/2007	2006-07	2008-09	-	80.33	
No:18584-87 18/9/2006	2006-07	2008-09	-	109.31	
No:18584-87 18/9/2006	2006-07	2007-08	315.00	60.39	
--	-	-	-	40.90	
No:18584-87 18/09/2006	2006-07	2008-09	463.00	140.00	
No:18584-87 18/09/2006	2006-07	2008-09	482.00	135.29	
No:18584-87 18/09/2006	2006-07	2008-09	-	77.87	
No:18584-87 18/09/2006	2006-07		268.50	121.32	
--	-	-	-	51.83	
--	-	-	-	101.00	
25299-316 07.02.2005	2003-04			55.64	
20934-38 13.12.2003	2003-04			103.00	
20934-38 13.12.2003	2003-04			94.20	
11363-68 22/08/2001				106.07	
4005-10 26.05.2003				232.40	
No.36698-706 24.3.2007	2007-08			30.05	Ongoing
No.1221-22 14.01.2008	2007-08			10.05	Ongoing
23977-80 18.01.2008	2006-07			10.05	Ongoing
36698-706 24.3.2007	2007-08			20.05	Ongoing
24448-51 28.1.2008	2007-08			10.05	Ongoing
24448-51 28.1.2008	2007-08			10.05	Ongoing
24448-51 28.1.2008	2007-08			20.00	Ongoing
21-22 14.01.2008	2007-08			7.49	Ongoing
23977-80 18.01.2008	2007-08			12.50	Ongoing
	2007-08			9.50	Ongoing

S. No	Name of project/work	APPENDIX
		Cost of work
(C) Public Health Engineering Department (Kashmir)- (Contd.)		(In lakh of rupees)
124	ARWSP- Kandura	
125	ARWSP- Sanoor Kalipora	186.76
126	ARWSP- Jahama	101.00
127	ARWSP- Lokhipora	174.65
128	ARWSP- Panah gund Reyar	180.00
129	ARWSP- Narigund	317.00
130	ARWSP- Batpora Checkarpora	238.00
131	ARWSP- Khasipora Chodribagh	290.00
132	ARWSP- Gafarabad	310.00
133	ARWSP- Doctorbagh machoo/Shah Colony Handibagh	229.00
134	ARWSP- Azadpora Kakawring	445.00
135	ARWSP- Namthal	148.00
136	ARWSP- Karpura Kadipora	107.00
137	ARWSP- Yousmarg	343.00
138	ARWSP- Woupzan	179.00
139	ARWSP- Adder	350.00
140	ARWSP- Dadoo	182.00
141	ARWSP- Gadhanjipora	283.00
142	ARWSP- Bandirpora	218.00
143	ARWSP- Namatpora Darwahie	243.82
144	ARWSP- Damhal (Khasipora)	199.40
145	ARWSP- Drugmulla Fremoo Fattan	170.00
146	ARWSP- Gohard Soaf Shali Bugh	239.00
147	ARWSP- Wanpora	137.30
148	ARWSP- Zabilpora	336.00
149	ARWSP- Bungam Frisal	365.00
150	ARWSP- Bungund Hutmirra	340.00
151	ARWSP- Syed Bal Seer	258.00
152	ARWSP- Srigufwara	283.00
153	ARWSP- Dialgam - B	220.00
154	ARWSP- Tailwani	198.65
155	ARWSP- Cherpora	334.00
156	ARWSP- Patherbal Panchalthan	142.58
157	ARWSP- Kawrigam	160.00
		249.76

-IV. (Contd.)

Sanction Order No. and Date	Date of Commence- ment	Target date of completion	Revised costs (if any)	Expenditure upto 31st March, 2008	Remarks
(In lakh of rupees)					
36225-44 18.3.2007		2007-08		18.64	Ongoing
under observation		2007-08		10.02	Ongoing
DPR Awaited		2007-08		10.05	Ongoing
Under observation		2007-08		9.95	Ongoing
4784-87 25.05.2007		2007-08		12.06	Ongoing
5404-07 31.05.2007		2007-08		11.91	Ongoing
5404-07 31.05.2007		2007-08		12.28	Ongoing
5404-07 31.05.2007		2007-08		12.49	Ongoing
26931-34 13.12.2006		2007-08		20.02	Ongoing
17219-22 23.10.2007		2007-08		14.00	Ongoing
Under observation		2007-08		9.02	Ongoing
Under observation		2007-08		12.50	Ongoing
36226-44 18.03.2007		2007-08		10.91	Ongoing
3328-30 15.02.2007		2007-08		11.66	Ongoing
36246-44 18.03.2007		2007-08		12.50	Ongoing
53 7.1.2008		2007-08		12.50	Ongoing
36226-44 18.03.2007		2007-08		12.50	Ongoing
36226-44 18.03.2007		2007-08		12.50	Ongoing
Under Process		2007-08		12.50	Ongoing
53 7.1.2007		2007-08		12.50	Ongoing
53 7.1.2007		2007-08		12.50	Ongoing
Under Process		2007-08		12.50	Ongoing
53 7.1.2008		2007-08		12.50	Ongoing
36226-44 18.03.2007		2007-08		12.50	Ongoing
36226-44 18.03.2007		2007-08		12.50	Ongoing
36226-44 18.03.2007		2007-08		12.50	Ongoing
37119-27 28.3.2007		2007-08		22.55	Ongoing
37119-27 28.3.2007		2007-08		12.50	Ongoing
DPR Awaited		2007-08		10.05	Ongoing
53 7.1.2007		2007-08		2.96	Ongoing
Under Process		2007-08		9.30	Ongoing
Under Process		2007-08		12.50	Ongoing
Under Process		2007-08		12.50	Ongoing
Under Process		2007-08		12.50	Ongoing

APPENDIX

S. No	Name of project/work	Cost of work
(C) Public Health Engineering Department (Kashmir)- (Contd.)		(In lakh of rupees)
158	ARWSP- Palpora Lassipora Malpora	375.50
159	ARWSP- Hanjipora	193.21
160	ARWSP- Trajdar	116.54
161	ARWSP- Berigam	138.13
162	ARWSP- Dredgund	179.00
163	ARWSP- Kharman Ghanesh	172.50
164	ARWSP- Gujjarpora Dyanipora	111.53
165	ARWSP- Shurat	121.00
166	ARWSP- Munand Guffan	153.68
167	ARWSP- Punipora- Ist	124.00
168	ARWSP- Checkpora Bhan	451.00
169	ARWSP- Kujjer Kalandraj	124.00
170	ARWSP- Abhama	258.00
171	ARWSP- Armala Tantraypora	492.00
172	ARWSP- Achan Astan	169.80
173	ARWSP- Drussu Chatripora	119.00
174	ARWSP- Adipora Trissal	165.00
175	ARWSP- Muchpona	114.50
176	ARWSP- Nawhar Malpora	154.00
177	ARWSP- Tranz Khurampora	471.60
178	ARWSP- Karwah Safnagri	250.00
179	ARWSP- Batpora	159.00
180	ARWSP-Mandina Sanzwatru	185.00
181	ARWSP-Palpora Astanpora	507.00
182	ARWSP- Shahura Bandiarpora	496.00
183	ARWSP- Nowgam Rangmarg	437.00
184	ARWSP- Bunrukha Zahidbagh	153.75
185	ARWSP- Checki Sehat pora	478.00
186	ARWSP- Veshru Kralmohlla	434.87
187	ARWSP- Ghatipora Dachnu	480.00
188	ARWSP- Gagrine Largam	200.00
189	ARWSP- Naidkoar Kathwalan	251.00
190	ARWSP- Shirmal Sherpathri	774.00
191	ARWSP- Pahilpora Nowgam	161.00
192	ARWSP- Chatterpora Nowgam	495.00

-IV (Contd.)

Sanction Order No. and Date	Date of Commence- ment	Target date of completion	Revised costs (if any)	Expenditure upto 31st March, 2008	Remarks
				(In lakh of rupees)	
		2007-08		10.05	Ongoing
		2007-08		10.50	Ongoing
		2007-08		10.05	Ongoing
		2007-08		10.05	Ongoing
Under Process		2007-08		14.50	Ongoing
Under Process		2007-08		0.38	Ongoing
Under Process		2007-08		9.93	Ongoing
15 3.1.2008		2007-08		12.43	Ongoing
		2007-08		10.00	Ongoing
		2007-08		10.05	Ongoing
22654-57 3.1.2008		2007-08		12.49	Ongoing
16 14.1.2008		2007-08		9.25	Ongoing
20295-98 6.12.2007		2007-08		12.47	Ongoing
24702-03 31.01.2008		2007-08		2.97	Ongoing
8 26.10.2007		2007-08		2.96	Ongoing
19 20.12.2007		2007-08		3.87	Ongoing
ACC		2007-08		2.96	Ongoing
14 10.12.2007		2007-08		2.97	Ongoing
		2007-08		7.40	Ongoing
20295-98 6.12.2007		2007-08		7.49	Ongoing
Under Process		2007-08		7.49	Ongoing
		2007-08		7.38	Ongoing
DPR Awaited		2007-08		10.03	Ongoing
36226-44 18.03.2007		2007-08		20.87	Ongoing
21327-30 14.12.2007		2007-08		10.03	Ongoing
		2007-08		6.40	Ongoing
11 6.12.2007		2007-08		9.99	Ongoing
10539-42 2.08.2007		2007-08		9.96	Ongoing
9759-62 24.07.2007		2007-08		12.46	Ongoing
37119-27 28.03.2007		2007-08		12.50	Ongoing
37119-27 28.03.2007		2007-08		12.49	Ongoing
37119-27 28.03.2007		2007-08		12.47	Ongoing
20295-98 6.12.2007		2007-08		12.50	Ongoing
10 27.11.2007		2007-08		7.50	Ongoing
17223-26 23.10.2007		2007-08		7.38	Ongoing

APPENDIX

S. No	Name of project/work	Cost of work
(C) Public Health Engineering Department (Kashmir)- (Contd.)		(In lakh of rupees)
193	ARWSP- Syed Pora	410.00
194	ARWSP- Syed Mohlla Sontabugh	441.00
195	ARWSP- Bellow Dargund Thaman	154.00
196	ARWSP- Gulshanabad	281.00
197	ARWSP- Gundi Hardow	462.00
198	ARWSP- Padpawan	323.00
199	ARWSP- Kakpora	460.00
200	ARWSP- Baginder (Babapora)	102.00
201	ARWSP- Aglar (Lowerbelt)	315.00
202	ARWSP- Mohanpura Thrian	126.00
203	ARWSP- Awnura	254.00
204	ARWSP- Zaipora	159.00
205	ARWSP- Bonapora Litter	253.80
206	ARWSP- Reshibaba Kul	268.00
207	ARWSP- Loanpora Kawani	184.50
208	ARWSP- Loanpora Shekhpura Kulpora	191.00
209	ARWSP- Planpora Nayina	276.50
210	ARWSP- Karwora	116.60
211	ARWSP- Galandar	195.48
212	ARWSP- Pahladachan	167.00
213	ARWSP- Iqbalabad	196.00
214	ARWSP- Zabdagi	365.00
215	ARWSP- Chalakhargam	150.00
216	ARWSP- Marwal	190.00
217	ARWSP- Green Colony Wuyan	128.00
218	ARWSP- Malangpora	464.35
219	ARWSP- Gulbagh	266.78
220	ARWSP- Gadhanjipora	325.00
221	ARWSP- Kharpatpora	177.00
222	ARWSP- Bhajwani Sikh Basti (Shaldraman)	101.00
223	ARWSP- Peer Nar Lalgam	213.50
224	ARWSP- Hanji Nard Hamidabad	147.00
225	ARWSP- Bunnard Gashnard	237.00
226	ARWSP- Waza Mohlla Peer Basti	166.00
227	ARWSP-Harbushu Sheikh Basti	167.00
228	ARWSP- Gulshan Pora Kharpora	198.00

-IV (Contd.)

Sanction Order No. and Date	Date of Commence- ment	Target date of completion	Revised costs (if any)	Expenditure upto 31st March, 2008	Remarks
(In lakh of rupees)					
37119-27 28.03.2007		2007-08		12.42	Ongoing
20295-98 6.12.2007		2007-08		7.50	Ongoing
19 20.12.2007		2007-08		3.11	Ongoing
20295-98 6.12.2007		2007-08		7.37	Ongoing
17223-26 23.10.2007		2007-08		6.54	Ongoing
17223-26 23.10.2007		2007-08		7.38	Ongoing
Under Process		2007-08		19.97	Ongoing
15 12.12.2007		2007-08		20.82	Ongoing
15 12.12.2007		2007-08		12.17	Ongoing
5 2.8.2007		2007-08		12.44	Ongoing
20291-94 16.12.2007		2007-08		12.50	Ongoing
14 10.12.2007		2007-08		2.96	Ongoing
20295-98 6.12.2007		2007-08		10.00	Ongoing
20295-98 6.12.2007		2007-08		9.97	Ongoing
20-May 10.01.2008		2007-08		10.00	Ongoing
		2007-08		4.98	Ongoing
Under Process		2007-08		9.92	Ongoing
5 2.8.2007		2007-08		12.50	Ongoing
14 10.12.2007		2007-08		5.00	Ongoing
14 10.12.2007		2007-08		2.97	Ongoing
37119-27 28.3.2007		2007-08		5.00	Ongoing
21007-10 11.12.2007		2007-08		12.50	Ongoing
14 10.12.2007		2007-08		2.96	Ongoing
5 2.8.2007		2007-08		10.00	Ongoing
14 11.12.2007		2007-08		9.55	Ongoing
		2007-08		7.50	Ongoing
23384-87 10.1.2008		2007-08		7.50	Ongoing
Under Process		2007-08		7.50	Ongoing
6 11.01.2008		2007-08		7.50	Ongoing
DPR Awaited		2007-08		6.03	Ongoing
36226-44 18.3.2007		2007-08		2.97	Ongoing
36226-44 18.3.2007		2007-08		9.95	Ongoing
		2007-08		7.50	Ongoing
		2007-08		7.50	Ongoing
		2007-08		7.50	Ongoing
		2007-08		7.49	Ongoing

APPENDIX

S. No	Name of project/work	Cost of work
(C) Public Health Engineering Department (Kashmir)- (Contd.)		(In lakh of rupees)
229	ARWSP- Laryar	209.50
230	ARWSP- Gulabagh Naibugh	159.00
231	ARWSP- Mandura Patnoor	199.00
232	ARWSP- Batgund	286.16
233	ARWSP- Bakshibal Mokhdamyari	459.00
234	ARWSP- Sadatpora	449.96
235	ARWSP- Shadipora	198.00
236	ARWSP- Malpora	242.15
237	ARWSP- Pahilpora Chandergate	391.12
238	ARWSP- Shiva Zaingeer	309.00
239	ARWSP- Khandanyerar	357.73
240	ARWSP- Kawhar	198.00
241	ARWSP- Ggerkhod	127.86
242	ARWSP- Khaitangan	162.00
243	ARWSP- Zam Zam Pora	138.00
244	ARWSP- Nilsar	118.00
245	ARWSP- Goom Ahmadpora	115.42
246	ARWSP- Khoday Sherabad	241.00
247	ARWSP- Ghat Palhallan	175.07
248	ARWSP- Syedpora Tregpora	356.98
249	ARWSP- Gujjar Patti Rafiabad (Binnar)	788.00
250	ARWSP- Kitterdaji Kangroos	241.00
251	ARWSP- Astanpora Achabal	471.00
252	ARWSP- Lado Ladoora	160.00
253	ARWSP- Ladi Angan	122.60
254	ARWSP- Atherpora Paripora	222.00
255	ARWSP- Kitroo Narbal	188.00
256	ARWSP- Rawoocha	312.00
257	ARWSP- Trikulbul	440.00
258	ARWSP- Bijhama Niloosa	100.00
259	ARWSP- Khal Paldaji Baramulla	123.56
260	ARWSP- Zalwan	289.00
261	ARWSP- Kehnoosa Ghat	226.70
262	ARWSP- Heewan Colony Nishat Bagh	750.00
263	ARWSP- Kanibachi Kehnoosa	490.80
264	ARWSP- Potshahi Upper Degree College	533.00

-IV (Contd.)

Sanction Order No. and Date	Date of Commence- ment	Target date of completion	Revised costs (if any)	Expenditure upto 31st March, 2008	Remarks
				(In lakh of rupees)	
37119-27 28.3.2007		2007-08		2.96	Ongoing
DPR Awaited		2007-08		7.50	Ongoing
37119-27 28.3.2007		2007-08		12.50	Ongoing
		2007-08		10.05	Ongoing
		2007-08		20.10	Ongoing
		2007-08		10.05	Ongoing
12257-62 27.8.2007		2007-08		40.00	Ongoing
		2007-08		10.05	Ongoing
		2007-08		30.00	Ongoing
		2007-08		20.10	Ongoing
23571-74 14.01.2008		2007-08		9.87	Ongoing
Under Process		2007-08		10.05	Ongoing
Under Process		2007-08		7.50	Ongoing
18 20.12.2007		2007-08		7.46	Ongoing
18 20.12.2007		2007-08		7.46	Ongoing
18 20.12.2007		2007-08		10.00	Ongoing
		2007-08		9.94	Ongoing
Under Process		2007-08		9.93	Ongoing
Under Process		2007-08		10.04	Ongoing
Under Process		2007-08		50.05	Ongoing
		2007-08		27.05	Ongoing
Under Process		2007-08		35.02	Ongoing
Under Process		2007-08		30.05	Ongoing
19 07.01.2008		2007-08		35.01	Ongoing
19 07.01.2008		2007-08		29.93	Ongoing
Under Process		2007-08		33.36	Ongoing
		2007-08		5.00	Ongoing
Under Process		2007-08		3.00	Ongoing
Under Process		2007-08		27.45	Ongoing
		2007-08		7.50	Ongoing
Under Process		2007-08		5.00	Ongoing
DPR Awaited		2007-08		28.12	Ongoing
Under Process		2007-08		10.05	Ongoing
DPR Awaited		2007-08		10.05	Ongoing
Under Process		2007-08		10.05	Ongoing
Under Process		2007-08		10.05	Ongoing

S. No	Name of project/work	APPENDIX
		Cost of work
(C) Public Health Engineering Department (Kashmir)- (Contd.)		(In lakh of rupees)
265	ARWSP- New Colony Bandipora	261.00
266	ARWSP- Dawar Khandyal	148.00
267	ARWSP- Frestar Dodipora	451.28
268	ARWSP- Brinar Kahipora	625.53
269	ARWSP- Gundi Dalwash	105.47
270	ARWSP- Wailoo Kralpora	570.00
271	ARWSP- Hariwanto Kilwara	130.00
272	ARWSP- Awalwa Muglam	255.58
273	ARWSP- Harchinu Zaspura	623.93
274	ARWSP- Riran Bonebani	316.62
275	ARWSP- Hajbal Shalgam	506.69
276	ARWSP- Wani Mohalla Bandysitra	199.00
277	ARWSP- Doodkul	175.00
278	ARWSP- Khañtulwari Chek-i-Lnagate	477.00
279	ARWSP- Drungoosa	204.00
280	ARWSP- Kashtiwari Nowgam	310.15
281	ARWSP- Krumborha	207.00
282	ARWSP- Marsari Patch Kote	584.00
283	ARWSP- Mugul pora Zamanpora	371.24
(C) Public Health Engineering Department (Jammu)-		
1	Aug. of Kishwai Town	398.00
2	Babbar Brahmana	112.90
3	Batter Berian	103.13
4	Baryalta	194.29
5	Chaghnote	180.59
6	Chowki Chora	124.15
7	Core Area	22185.00
8	Dadoa	158.40
9	Dandani	108.69
10	Didwala	117.73
11	Famrote	146.00
12	Gari Gabber	133.00
13	Gari Rehmbal	270.00
14	Gool	114.49
15	Ind	160.00

-IV (Contd.)

Sanction Order No. and Date	Date of Commence- ment	Target date of completion	Revised costs (if any)	Expenditure upto 31st March, 2008	Remarks
(In lakh of rupees)					
Not received by Mc		2007-08		12.50	Ongoing
16 18.07.2007		2007-08		12.50	Ongoing
Under Process		2007-08		10.04	Ongoing
Under Process		2007-08		10.05	Ongoing
Under Process		2007-08		12.48	Ongoing
36226-44 18.3.2007		2007-08		12.50	Ongoing
36226-44 18.3.2007		2007-08		12.50	Ongoing
23575-78 14.01.2008		2007-08		7.48	Ongoing
Under Process		2007-08		7.50	Ongoing
23575-78 14.01.2008		2007-08		7.49	Ongoing
Under Process		2007-08		10.05	Ongoing
9 20.12.2007		2007-08		13.67	Ongoing
9 20.12.2007		2007-08		13.90	Ongoing
Under Process		2007-08		30.20	Ongoing
23168-71 07.01.2008		2007-08		13.90	Ongoing
23102-05 07.01.2008		2007-08		13.90	Ongoing
23102-05 07.01.2008		2007-08		13.90	Ongoing
23102-05 07.01.2008		2007-08		13.90	Ongoing
23102-05 07.01.2008		2007-08		13.90	Ongoing
-		1991	1331.00	549.88	
-		2003-2004	2010-2011	232.85	122.30
-		2003-2004	2010-2011	212.56	86.06
-		2003-2004	2008-2009	265.37	144.60
-		2003-2004	-	198.75	-
115 9/4/2003		2003-2004	Complete	188.50	188.50
--		2003-2004	-	-	1426.55
--		2003-2004	2010-2011	202.82	102.90
115 9/4/2003		2003-2004	2010-2011	133.90	113.11
125 5/3/2004		2003-2004	-	281.75	-
125 5/3/2004		2003-2004	2012-2013	-	44.97
115 9/4/2003		2003-2004	2013-2014	206.60	121.80
--		1997-1998	Complete	-	269.28
115 9/4/2003		2003-2004	2009-2010	183.86	173.49
125 5/3/2004		2003-2004	2013-2014	-	41.97

S. No	Name of project/work	APPENDIX
		Cost of work
(C) Public Health Engineering Department (Jammu)-(Concl.)		(In lakh of rupees)
16	Kanna Chargal	289.50
17	Kanthan Dharamatha	197.12
18	Katra	576.00
19	Kheral	117.70
20	Kund	133.30
21	Mand-II	148.15
22	Master Plan Phase-II	4400.00
23	Migrant Camp Muthi Phase-I	286.00
24	Migrant Camp Muthi Phase-II	126.51
25	Minimum Need Programme	5938.10
26	Other Towns	13444.49
27	Padder Gund/Bunger Gund	116.75
28	Parnote	279.30
29	Rakh Amb Tali	105.00
30	Rakh Badli	128.90
31	Seripura	371.00
32	Simbliwala	117.65
33	Steem Core Area Project	3059.08
34	Sukrala Mata	148.00
35	Thilli Raon	231.45
36	Ucha Pind	124.90
37	Udhampur Phase-II	1636.41
38	Vijaypur	146.70
39	Village Stablizer	147.00
40	Water Supply Scheme Atkhar	239.35
41	Water Supply Scheme Bhalwal	185.87
42	Water Supply Scheme Chobia	434.00
43	Water Supply Scheme Gudu Falal	172.64
44	Water Supply Scheme Gundi	168.50
45	Water Supply Scheme Hunder Chalad	204.00
46	Water Supply Scheme Sujwan	151.00
47	Water Supply Scheme Upgradation Shiba	119.00

-IV (Contd.)

Sanction Order No. and Date	Date of Commence- ment	Target date of completion	Revised costs (if any)	Expenditure upto 31st March, 2008	Remarks
(In lakh of rupees)					
125 5/3/2005	2003-2004	2017-2018	-	73.97	
-	2003-2004	2014-2015	256.68	113.00	
-	1993-94	2014-2015	6867.00	185.90	
-	2003-2004	2012-2013	185.15	117.50	
-	2003-2004	2013-2014	179.28	121.30	
-	1997-1998	2011-2012	-	104.50	
-	1994-1995	2009-2010	-	3798.71	
115 9/4/2003	2003-2004	Complete	463.00	463.00	
115 9/4/2004	2003-2004	Complete	152.30	152.23	
-	-	-	18649.01	65.20	
-	2002-2003	2016-2017	14160.68	4723.58	
-	2003-2004	2009-2010	-	84.00	
-	2003-2004	2011-2012	375.83	205.49	
115 9/4/2004	2003-2004	2011-2012	133.70	78.00	
-	2003-2004	2011-2012	166.24	120.80	
115 9/4/2004	2003-2004	2013-2014	476.64	244.40	
115 9/4/2004	2003-2004	2014-2015	117.65	96.90	
-	2002-2003	-	-	491.84	
115 9/4/2004	2002-2003	Complete	189.80	189.82	
-	2002-2003	2008-2009	292.12	289.12	
115 9/4/2004	2002-2003	2014-2015	240.00	187.90	
-	1997-1998	2017-2018	2880.00	843.00	
115 9/4/2004	2003-2004	Complete	172.37	172.37	
-	2000-2001	-	-	147.00	
-	-	-	-	191.92	
-	2002-2003	-	175.87	337.79	
-	-	-	-	285.00	
-	-	2016-2017	226.34	116.00	
No:7273-78 10/6/1999	-	-	-	70.90	
-	2003-2004	-	-	108.80	
-	-	2009-2010	183.35	155.00	
-	1989-1990	-	-	110.97	

APPENDIX

S. No	Name of project/work	Cost of work
(D) Sewerage and Drainage (Ist UEED Jammu)-		(In lakh of rupees)
1	Augmentation / Improvement of Water Supply Jammu City Phase II Inc Population	30363.00
2	Improvement to Krishna Nagar Nallah	59.00
3	Improvement to Landoi Choi Nallah	1125.00
4	Improvement to Old City Drain	257.00
5	Pilot Service Scheme Talab Tillo	26,66.00
6	Sewerage and Drainage Arnia Nalla Phase I	126.00
7	Sewerage and Drainage Bhaderwah	58.60
8	Sewerage and Drainage Digiana Town Phase I	39.00
9	Sewerage and Drainage Doda Town	58.25
10	Sewerage and Drainage Jaipota Nallah Akhnoor	49.50
11	Sewerage and Drainage Kathua Town Phase II	65.00
12	Sewerage and Drainage Katra Phase I	91.00
13	Sewerage and Drainage Poonch Town	84.00
14	Sewerage and Drainage Rajouri Town Phase I & II	105.67
15	Sewerage and Drainage RS Pora Phase I	122.00
16	Sewerage and Drainage Trikuta Nagar Phase-I Part-I	264.77
17	Sewerage and Drainage Udampur	170.00
18	Sewerage Scheme Core Area Zone I, II & III Priority Phase	6208.90
19	Sewerage Scheme Division Gandhi Nagar Jammu	4559.63
20	Sewerage Scheme Division A Jammu Phase I Talab Tiloo	2040.00
21	Special Improvement to existing Nallahs	100.00
(E) Roads & Bridges Department Kashmir Division.		
1	Beautification of Kulgam Bazar/ Town.	296.10
2	Beautification of Shopian town with Macadamisation	552.64
3	Construction of C. B. Nath Road Achgoz	197.49
4	Construction of Flyover including Acquisition for approach to Budshah bridge/ allied works & widening of N.H from PCR to Batmalloo	2188.78
5	Construction of Verinag Jawahir Tunnel Road	378.41
6	Development of North South Corridore (left Track) from Police Station Soura Srinagar to Pandach	684.12
7	Execution of various works in Batamaloo Areas	315.14
8	Four Lanning of Khanabal Pahalgam Road	2500.00
9	Imp/ Widening of Road from Reckchowk to Allochibagh (Court Direction)	879.58
10	Improvement in Bijbehara inner roads	11.52
11	Improvement of Lahwan Margan Pass Road	190.00

-IV (Contd.)

Sanction Order No. and Date	Date of Commence- ment	Target date of completion	Revised costs (if any)	Expenditure upto 31st March, 2008	Remarks
				(In lakh of rupees)	
--	1993-1994	1991-2006 (Stage Ist)*	44460.00	4132.72	
--	1980-81	2011-12	335.00	267.31	
--	-	-	-	141.17	
--	1988-89	2011-12	457.00	302.20	
--	1984-1985	-	-	1962.4	
--	1994-1995	2011-2012	160.50	87.65	
--	1991-1992	2011-12	192.00	131.46	
No:832-34 18/12/1995	1992-93	-	155.00	55.86	
--	1993-94	2008-09	153.00	138.23	
--	1989-90	2014-15	350.00	128.55	
--	1996-97	2018-19	1262.27	261.36	
--	1992-1993	2019-20	510.00	153.99	
--	1985-86	2011-12	322.00	247.85	
--	1990-91	2008-09	105.67	211.36	
--	1992-1993	2004-2005	207.00	142.65	
--	-	-	-	146.04	
--	1990-1991	2011-12	332.00	243.67	
--	1982-1983	-	36444.00	25.00	
--	1982-1983	-	5000.00	342.45	
--	1984-1985	-	8933.00	2452.45	
No:1252-53 21/12/1998	1998-99	2011-12	276.00	174.36	
	2004-05	-	1975.25	689.00	
	2005-06	-	133.00	80.44	
	2005-06	-	-	130.00	
	2002-03	-	-	1572.32	
	2004-05	-	524.00	91.00	
CRF-JK-2005-41 3/8/2005	-	-	-	552.00	
	2006-07	-	486.31	420.50	
--	2004-05	-	11000.00	5160.00	Work in Progress
	2005-06	-	-	77.00	
	2004-05	-	186.70	44.50	
	2004-05	-	446.37	412.02	

APPENDIX

S. No	Name of project/work	Cost of work
(E) Roads & Bridges Department Kashmir Division. (Contd.)		(In lakh of rupees)
12	Improvement of Road from N. Highway By-pass to Kachkote Sarkipora	401.57
13	Inner roads of Naseemabad Saderbal	148.00
14	Lolab Bandipora Road	109.22
15	Ranga Sangam to Holy Amarnath Ji Cave	1997.39
16	Renovation of Barrackets in front of Khakhai Mulla Shrine on right side	93.00
17	Upgradation and construction of verinag Kokernag road via Batagund	700.00
18	Upgradation of Dooru Qazigund Manzmoh Road	65.74
19	Upgradation of Hariwantoo to Mulgam	309.27
20	Upgradation of Phalgam Chandanwari Road	406.96
21	Upgradation of Wagoora Wagila to Kachmuqam including Manigam link road	32.00
22	Upgradation/Winding of Batmaloo to Magarmal Via Reckchowk Srinagar	951.16
23	Upgradation/Winding of Narbal Tangmarg Gulmarg road to 4 Lanning/ Kunzer	3800.00
24	Widening of Mibazar Akram Zangalpora road	374.30
25	Const. of 250 M Arizal; Bridge	523.00
26	Const. of 30 M Span bridge at Yarigund Kawoosa	150.00
27	Const of 120 M Span Bridge at Dreygam	502.00
28	Const. of 130 M in 5 spans single lane plate girder with 4.25 Mtr. Carriage way width bridge at Kutlari Mawar Langate on Mavar Nullah.	365.00
29	Const. of Tangpora Mujgund road.	900.00
30	Const. of Hari Ganiwan Bridge.	474.00
31	Const of Chogul Bridge	142.00
32	Const of 240. M long PSC bridge at Trehgam Nirampora on Kahmil Nullah	391.00
33	Const of 240 M long PSC bridge at Manzgam Panzgam on Kahmil Nullah	467.00
34	Const of 205 Mtr. In 6 span single lane in five span steel girder bridge at Mugalpora Khumaryal	598
35	Const. of 240 M Long PSC bridge at Tumina Chowkibal on Kohimal Nullah	595.00
36	Const of 1X30 Mtr. Span bridge at Qalamchakla Jahama on Mavar Nullah	261.00
37	Const. of 334 Mtr. 2 Lane alongwith 175 Mtr. Long approaches bridge at Jetty Baramulla on River Jehlum.	1784.98
38	Const. of bridge near Temple at Khanpora (Amity Bridge)	506.32
39	Const. of Juhama bridge (NABARD)	123.83

-IV (Contd.)					
Sanction Order No. and Date	Date of Commence- ment	Target date of completion	Revised costs (if any)	Expenditure upto 31st March, 2008	Remarks
				(In lakh of rupees)	
	2005-06			18.50	
	2006-07			17.00	
	-		5070.00	150.00	
CRF-JK-2005-39 25/02/2005	-		-	154.00	
	2004-05		880.25	149.92	
CRF-JK-2005-44 3/8/2005	-		-	521.50	
	2006-07		160.20	14.50	
	2005-06		-	20.72	
CRF-JK-2005-45 3/8/2005	-		-	463.00	
	2005-06		148.47	81.32	
	2005-06			12.00	
	2004-05		11600.00	5190.00	
	2004-05		590.00	85.00	
	2007-08			266.00	
	-			30.00	
	-			60.00	
	2002-03			255.00	
	2005-06			330.00	
	2004-05			136.60	
	-			125.00	
	2000-2001			381.00	
	2000-2001			273.00	
	2005-06			490.00	Project completed
	2000-2001			281.00	
	-			342.59	
	2001-02			207.00	
	-			420.00	
	-			205.94	

APPENDIX

S. No	Name of project/work	Cost of work
(E) Roads & Bridges Department Kashmir Division. (Contd.)		(In lakh of rupees)
40	Const. of Drung Bridge	166.00
41	Const of 70 Mtrs. Span foot bridge at Wahipora over Pahree Nullah (Broad Deceison)-	201.00
42	Const of 52 Mtr. Span bridge at Jangerpora over pahroo Jullah (Minister demand)	245.00
43	Mughalpora Bridge 6 Span Single Lane Stell truss	595.00
44	Restoration of Uzrampethri on Lar Nullah	115.00
45	Const of Berthipora Kralcheck bridge	175.00
46	Const. of Chenebal Bridge	136.77
47	Const of Chitloora Hib Dangerpora Bridge.	140.00
48	Const of 37 Mtrs. Long 1 Span single lane with 0.60M wide foot paths PSC bridge at Baliharan on Suknag Nullah	120.65
49	Const. of 140 Mtr.Span foot Bridge at Goripora	400.00
50	Const. of 140 Mtr. Span Foot Bridge at Goripora	158.69
51	Const of 112 Mtr. Span bridge at Dogripora	423.00
52	Const of 112 Mtr. Span Bridge at Reshipora Uller	491.61
53	Const of Turkwangam Bridge (through Army)	914.00
54	Const of 1X15 M Span Bridge in Km 2nd of CB Nath Yachgoz road	50.00
55	Const. of 2X28 Mtr. Span Nipora Bridge on Sandran Nullah	220.28
56	Const. of 2X25 Span Kushiaipora Bridge	205.77
57	Const. of Foot Bridge at Hajibal Letapora across River Jehlum	134.65
58	Const. of 1X30 Mtr. 2X25 Mtr. Span Stell girder bridgtge in Km 2nd at Wanpora Shankerpora	280.79
59	Const of 1X30 Mtr. 2X25 Mtr. Bridge including pipe culverts over Brengi Nullah on Dehrun Mantipora road	257.73
60	Const. of 2X100,2X120 Span Bridge at Mehmoodabad	314.53
61	Const of 1X100 Span Chirhama Bridge	150.00
62	Const of 2X25 Mtr Span Kitamgund bridge.	203.44
63	Const of Darpora Hakura Bridge on Budkhal	138.41
64	Const of Khosipora Bridge	336.00
65	Const. of 1X100 Span Bridge at Batapora in Km 2nd Batapora Seepan Adder Road.	102.00
66	Aung Matipora Bridge including Temporary Foot Bridge	519.00
67	Const. of 1X37 Mtr Span Steel grider Bridge in KM 2nd of Anatnag Hanjidanter road	208.00

-IV. (Contd.)

Sanction Order No. and Date	Date of Commence- ment	Target date of completion	Revised costs (if any)	Expenditure upto 31st March, 2008	Remarks
				(In lakh of rupees)	
				166.00	
	2003-04			196.00	
	2003-04			90.75	
				526.81	
	2004-05			112.25	Work Completed
	2002-03			153.00	
				120.00	
				109.00	
	1997-98			128.18	Work Completed
	000-2001			37.00	
	2006-07			50.00	
	2007-08			49.00	
				32.00	
				318.00	
	2005-06			47.00	
	2006-07			20.00	
	2006-07			15.00	
	2006-07			40.00	
				6.00	
	2005-06			70.00	
	2005-06			108.00	
	2001-02			94.00	
	2005-06			28.00	
	2005-06			105.00	
	2006-07			65.00	
				85.00	
				346.00	
				20.00	

APPENDIX

S. No	Name of project/work	Cost of work
(E) Roads & Bridges Department Kashmir Division. (Concl.)		(In lakh of rupees)
68	Const of 2X28 span girder Bridge in Km 1st at Veesu on Vessu Sadoora road	193.20
69	Upgrad. Of inner link roads at Khonmoh Balhamna	102.70
70	Upgrad. Of Lawaypora Mujgund Road.	115.64
71	Imppt. /Upgrd. Of Saidpora Sangam road.	152.39
(E) Roads & Bridges Department Jammu Division.		
1	Bomyal Nomain road via Devta Mai Jammu	141.84
2	Buddu (Phinter) Billawar Sukrala Devi Ji road (Length 16.80 Kms)	130.00
3	Const. of Additional D-xing on Old samba Kathua road.	150.00
4	Const. of Ans Bridge	174.57
5	Const. of Circular road from Sukh tawi Abdullah Bridge	65.00
6	Const. Of Machedi Barnata Lohai road.	187.79
7	Const. of Motorable Bridge over Suran Nallah Surankote.	200.00
8	Const. Of Potha Gran road via Sangpur Narn	100.00
9	Const. of Purmandal Sagoun road to Mansar Jammu	113.70
10	Const. of road Development in Akhnoor Constituency. (11 No. roads)	124.19
11	Const. of Sowrah to Gambir Mogla road	100.00
12	Const. of Sungli Dewal road via Balwant Kote.	85.02
13	Const. of 44 Mtr span Bridge at Dudu	39.24
14	Const. Of 500 Meter Pass route along motorable Bridge over Betar Nallah.	960.79
15	Const. of Bagga Gulab Garh road.	270.00
16	Const. of Chowki Kulwanta road.	165.15
17	Const. Of Mandi Phagla road	240.00
18	Const. of Rud Bridge.	118.45
19	Doda Dessa Kaprin road.	178.80
20	Extensin of Jagti Drabi Bomyal road to Dera baba Jammu	111.84
21	Extensino of Darhal Kandi road	100.00
22	Improvement/ Upgd. Of Kaluchak Parmandal road Jammu	123.60
23	Imppt. /upgd. Of Bhaderwah Chamba road.	335.00
24	Imppt./Dev. Of Jammu City Roads.	1400.00
25	Imppt/Upgd. Of Doda Bhaderwah road.	417.00
26	Kishtwar Margantop Road (Inshan Sector)	350.00
27	Kishtwar Margantop Road (Patimahai Ikhala)	118.77
28	Link road from Dhera Baba Band Shrine and Bradari Reasi to Reasi Town.	163.00

-IV (Contd.)

Sanction Order No. and Date	Date of Commence- ment	Target date of completion	Revised costs (if any)	Expenditure upto 31st March, 2008	Remarks
				28.00	
				25.00	
				45.00	
	2007-08			45.00	
	1997-98	9th Plan	111.84	78.00	
	1997-98	2002-03	282.00	171.73	
	1997-98	2002-03	90.50	30.85	
	1/4/1985	Mar.1998	424.26	346.50	
	1997-98	2001-02	84.96	90.96	
	1997-98	2002-03	62.00	46.03	
	10th Plan	10th Plan	368.00	200.00	
	10th Plan	10th Plan	115.90	82.20	
	1997-98	2001-02	113.70	96.76	
	1997-98	2000-2001	-	124.19	
	10th Plan	10th Plan	256.90	122.01	
	1997-98	2002-03	873.72	85.02	
	1/4/1989	Oct.1997	145.85	109.07	
	10th Plan	10th Plan	960.79	763.17	
			192.55	129.92	
	1998-99	2002-03	158.15	157.57	
	10th Plan	10th Plan	970.30	321.54	
	1/4/1985	Feb.1998	325.10	294.96	
	1/4/1971	9th Plan	550.70	17.60	
			111.84	36.05	
	10th Plan	10th Plan	156.89	48.17	
	1997-98	2002-03	51.90	37.00	
	1991-1992	10th Plan	882.50	130.82	
	1/4/1987	9th Plan	432.00	565.00	
	1/4/1990	9th Plan	777.00	560.00	
	1/4/1977	9th Plan	2155.82	574.93	
	1/4/1977	9th Plan	290.00	233.22	
	1997-98	2002-03	155.70	134.49	

(In lakh of rupees)

S. No	Name of project/work	APPENDIX Cost of work
(E) Roads and Bridges Department Jammu Division- (Concl.)		(In lakh of rupees)
29	PulDoda to Bhaderwah road incl Chobian link road	416.50
30	Roads in Bhomag area	73.50
31	Upgd. Of Bhaderwah Jai road.	103.94
32	Upgd. Of Doda Bharat Road.	192.22
33	Upgd. Of Mantalai Dudu road (1 Km to 9Kms to 18 Kms).	120.00
34	Upgd. Of road from Disty No.1 Garkhol Narsinghpura Jammu.	240.00
35	Widening / upgd. of Thathri Kilotran road.	99.98
36	Widening/Upgd. Of Basohli Dhar mahanpur road.	275.65
(F) Power Development Department Kashmir Division-		
1	132 KV D/C Budgam Tap Line	792.89
2	132 KV D/C Lassipora Shopian	539.95
3	132 KV Larkipora Tap Line	454.16
4	132 KV S/C Arampora Villigam	910.64
5	132 KV S/C Badampora-Bandipora	1735.28
6	132 KV S/C Banihal (Lilo of CSTL)	163.94
7	132 KV S/C Magam Tap Line	551.81
8	132 S/C Khomoh Tap Line	147.79
9	150/50 MVA 220/132/33 KV Amargarh	4161.90
10	20 MVA/132/33KVG/Station Kangan Srinagar	929.30
11	220 KV D/C Budgam Tap Line	284.81
12	220 KV D/C Zainakote Alusteng Mir Bazar	7884.28
13	220 KV D/C Zainakote Amargarh	1978.99
14	220 KV D/C Zainakote Wagoora	4287.70
15	300 MVA,220/132KV Mir Bazar	5325.80
16	300/100 MVA 220/132 KV Alusteng	5502.16

-IV (Contd.)

Sanction Order No. and Date	Date of Commence- ment	Target date of completion	Revised costs (if any)	Expenditure upto 31st March, 2008	Remarks
					(In lakh of rupees)
--	1998-99	2000-2001	416.50	44.00	
--	1/4/1990	1997-98	1384.60	244.70	
--	1997-98	2002-03	103.94	103.94	
--	1998-99	2000-2001	280.21	222.24	
--	1998-99	2002-03	222.78	123.00	
--	1997-98	9th Plan	278.00	162.64	
--	1998-99	2000-2001	1008.75	99.98	
--	1997-98	2000-2001	275.65	100.01	
Under Process -	Mar-05	Mar-09	1286.00	104.30	Work in Progress
Under Process -	Mar-05	Mar-10	648.00	14.09	
Under Process -	Mar-05	Mar-10	648.00	16.55	
Under Process -	Mar-05	Mar-09	722.00	47.04	
Under Process -	Mar-05	Mar-10	1643.00	33.78	
Under Process -	Mar-05	Mar-09	54.00	44.29	
Under Process -	Mar-05	Mar-09	406.00	50.09	Work in Progress
Under Process -	Mar-05	Mar-09	357.00	78.01	
Under Process	Mar-05	Mar-10	6048.00	388.58	Work in Progress
G.O No-268PDD 28-08-2000	2000-2001	Mar-06		842.06	
Under Process -	Mar-05	Mar-08	388.00	90.62	Work in Progress
Under Process	Mar-05	Mar-10	9823.00	1802.07	Work in Progress
Under Process	Mar-05	Mar-08	2822.00	828.85	Work in Progress
Under Process	Mar-05	Mar-08	5020.00	1326.96	Work in Progress
Under Process	Mar-05	Mar-09	7342.00	1079.20	Work in Progress
Under Process	Mar-05	Mar-10	8648.00	250.01	Work in Progress

APPENDIX

S. No	Name of project/work	Cost of work
(F) Power Development Department Kashmir Division-		(In lakh of rupees)
(Concl'd.)		
17	300/100 MVA 220/132/33 KV Badgam	5116.77
18	40 MVA 132/33 KV Larkipora (Lissar)	1509.48
19	50 AVA/132/33/KVG/Station Sheeri (Baramulla) with KV Lilo Tap Line	1365.12
20	50 MVA 132/33 KV Bandipora	1345.54
21	50 MVA 132/33 KV Banihal (Tethar)	1571.85
22	50 MVA 132/33 KV Khonmoh	1232.94
23	50 MVA 132/33 KV Magam	1345.54
24	50 MVA 132/33 KV Viligam	1133.00
25	Augumentation of 132/33 KV Gridstation Pampore from 150 to 200 MVA	434.22
26	Augumentation of 220/132 KV Gridstation Zainakote from 300 to 450 MVA	1962.30
27	Cheshamshahi Grid Station 50-110 MVA	345.22
28	Const of Lilo of Circuit-II of 132 KV LJHP Bemina Tr Line Amargarh	614.00
29	Const of PDD Office Complex Bemina	334.00
30	Const. of 2D MVA 132/33 KV Grid Station Jawahar Tunnel	374.00
31	Construction of 50 MVA 132/33 KV Grid Station Novbugh Chadoora	1588.00
32	Const of DC(P) Office Building	334.00
33	Conversion of 132 KV CSTL S/C into D/C over Pirpanchal and Upgradation / Stablisation of the line from Pampore to Wanpoh	725.64
34	District Srinagar	363.96
35	PSI Scheme for Budgam	908.30
36	R.E.C Scheme Kargil Zanskar	248.93
37	Stablization of 220KV KPTL	876.00
38	Habbak Grid Station 98-120 MVA	472.52
39	S.I. Scheme for Urban areas of Srinagar City	1472.42

-IV (Contd.)

Sanction Order No. and Date	Date of Commence- ment	Target date of completion	Revised costs (if any)	Expenditure upto 31st March, 2008	Remarks
(In lakh of rupees)					
Under Process -	Mar-05	Mar-09	7934.00	746.29	
Under Process	Mar-05	Mar-10	1932.00	118.40	Work in Progress
G.O No-269 PDD 28-8-2000	2000-2001	2006-07	-	1300.89	
Under Process	Mar-05	Mar-10	1752.00	224.96	Work in Progress
Under Process	Mar-05	Mar-09	1752.00	730.69	Work in Progress
Under Process	Mar-05	Mar-09	1701.00	605.14	Work in Progress
Under Process	Mar-05	Mar-09	1752.00	401.12	Work in Progress
Under Process	Mar-05	Mar-09	1584.00	257.21	Work in Progress
Under Process	Mar-05	Mar-08	668.00	478.75	Work in Progress
Under Process	Mar-05	Mar-08	2738.00	1441.38	Work in Progress
PDD/RP-51 22-05-2001 &PDD-211	Mar-00	Mar-06	-	323.29	
Under Process	2004-05	Mar-09	731.32	185.00	Work in Progress
G.O.No. 52 of 2004 20.2.2004	2004-05	Mar-08	-	115.00	Work in Progress
18/PDD 23.01.2004	2003-04	Mar-08	3201.53	30.69	
Under Process	2005-06	Mar-07	3627.30	32.04	Work in Progress
52/PDD 20.02.2004	2004-05	Mar-08 -		45.15	
Under Process -	Mar-05	Mar-10	1228.00	359.93	
070406	Nov-00	2005-06	-	163.23	
070425 -	Jan-01	2005-06	-	615.02	
070313	Feb-97		-	197.25	
G.No DC/PD 26/02/03 /TR/118/03	2003-2008	Mar-08	-	194.46	
PDD-51 & PDD- 211 22-05-2001	2000-01	Mar-06	-	454.49	
070426 -	Nov-02	2006-07		738.17	

APPENDIX

S. No	Name of project/work	Cost of work
	(F) Power Development Department Jammu Division-	(In lakh of rupees)
1	132 KV D/C Hiranagar Battal Manwal Tr Line	2368.62
2	132 KV for Grid Station Banihal/Bhalassa	163.94
3	132 KV Kathua Mahanpur Transmission Line	584.00
4	132 KV, D/C Ramban-Batote - Khellani Tr Line	2435.83
5	132 KV, S/C on D/C Towers Draba-Chandak Tr. Line	1272.94
6	132 KV Kathua-Mahanpur Tr. Line	584.00
7	132 KV Miran Sahab Bishnah Transmission line	683.24
8	132 KV D/C Khilaini Kishtwar Tr. Line	857.00
9	132 KV D/C Ramban, Batote- Khilaini Tr. Line	2435.83
10	132 KV, D/C, Siot Kalakote Tr. Line	1409.80
11	132 KV,D/C Barn Siot Tr Line	1937.32
12	132, KV D/C Barn Canal Tr Line	390.54
13	1x20 MVA, 132/33 KV Grid Station Draba	637.00
14	220 KV , D/C Miransahib-Barn Tr Line	1934.26
15	220 KV, D/C Barn Kishanpur Tr. Line	1337.60
16	220 KV TLP Division Batote Champari Tethar	2602.00
17	2x160 MVA, 220/132/KV Grid Station Miransahib (Shifted to Bishnah)	4060.74
18	2x20 MVA, 132/33 KV Grid Station Banihal Bhalassa	1189.55
19	2x20 MVA, 132/33 KV Grid Station Kishtwar	-
20	Augumentation of 132/66 KV Grid Station Hiranagar from 42.5 to 72.5 MVA	294.85
21	Augumentation of 132/66 KV Grid Station Samba from 50 to 100 MVA	346.80
22	Augumentation. of 132/66 KV Grid Station Kathua from 70 to 100 MVA	294.85

-IV (Contd.)

Sanction Order No. and Date	Date of Commence- ment	Target date of completion	Revised costs (if any)	Expenditure upto 31st March, 2008	Remarks
				(In lakh of rupees)	
	Jul-05	Mar-09	1650.10	7.614	Work in progress
		Mar-09	842.60	38.682	Work in progress
PDD 44 9.10.98	Sept. 1998	March 2006		1,75.92	
		Mar-09	1531.60	177.843	Work in progress
	2005-06	Mar-09	1007.70	254.005	Work in progress
44-PDP 9-10-1998	Sep-98	Mar-06	1116.00	484.082	
	2005-06	Mar-09	597.90	0.867	Work in progress
		2008-09	2233.20	7.815	
		2008-09	1531.60	177.843	
	Nov-05	2008-09	614.50	46.809	Work in progress
	Nov-05	2008-09	2165.60	111.62	Work in progress
TEC No. DC/PDP 25-5-99 10/99/ TEC	2001-02	Mar-09	691.30	143.760	
80-PDP 25-4-2000	1996-97	Mar-08	1113.87	947.281	
	Jun-05	Mar-09	2192.80	17.076	Work in progress
	Mar-05	2007-08	1583.40	1565.002	Work in progress
070193 -	Sep-91				
		2008-09			Work in progress
	Mar-05	2008-09	1388.10	102.023	Work in progress
	Mar-05	2008-09	2005.30	360.608	Work in progress
		2007-08	383.50	332.566	Work in Progress
	Mar-05	2007-08	593.40	468.191	
		2007-08	383.50	370.365	Work in progress

APPENDIX

S. No	Name of project/work	Cost of work
(In lakh of rupees)		
(F) Power Development Department Jammu Division- (Concl.)		
23	2x20 MVA, 132/33 KV Grid Station Battal Manwal	1556.77
24	2x20 MVA, 132/33 KV Grid Station Chandak	1189.55
25	2x20 MVA, 132/33 KV Grid Station Gangyal	1420.84
26	2x20 MVA, 132/33 KV Grid Station Katra	1556.77
27	2x20 MVA, 132/33 KV Grid station Mahanpur	609.60
28	2x50 MVA, 132/33 KV Grid Station Bari Brahamana-II	1891.57
29	320 MVA 220/132/33 KV Grid Station Bran	2131.40
30	Ganika Bhalla Patnitop Prem Nagar	425.05
31	Jib Thathap & Majori	370.54
32	Katra	167.84
33	O.A. Dachan	288.70
34	S.I. Malahar Jagir	156.40
35	SPA DA Barnoti	223.68
36	SPA EA Ghagwal	157.70
37	SPA PE Marh	114.61
38	Tehsil Akhnoor	453.83
39	RE Pumpset Scheme Vijaypur	427.94
40	Energization of Pump Lift Irrigation Purmandal Vijaypur Block	-
41	Energization of 300 Pumpsets Satwari District, Jammu	207.77
42	Improvement of Power System Ramkot Billawar	197.150
39	Augumentation of JDA, Jammu	143.000

-IV (Concl.)

Sanction Order No. and Date	Date of Commence- ment	Target date of completion	Revised costs (if any)	Expenditure upto 31st March, 2008	Remarks
(In lakh of rupees)					
-	Jul-05	2008-09	1774.70	232.517	Work in progress
-	2004-05	2008-09	1388.10	149.043	Work in progress
-	Mar-05	2007-08	1785.30	967.442	Work in progress
-	Jul-05	2008-09	1774.70	322.299	Work in progress
79 PDP 25-4-2000	Sep-98	Mar-09	1391.00	597.445	
-	Mar-05	2007-08	2573.10	2152.163	Work in progress
-	Mar-05	2008-09	4541.20	2075.739	Work in progress
070332 -	Mar-98	2005-06	-	405.849	
070391 -	Mar-00	2006-07	-	225.072	Subject to release of Funds
070413 -	Dec-01	2005-06	-	89.364	
070347 -	Nov-98	2006-07	288.71	268.880	Subject to release of Funds
- 2002	2002-03	2006-07	-	193.150	Subject to release of Funds
070422 -	15/1/2001	2006-07	-	118.390	Subject to release of Funds
070423 -	15/1/2001	2005-06	-	60.590	Subject to release of Funds
070355 -	Feb-99	2005-06	-	115.050	Subject to release of Funds
070381 2000-2001	Jan-00	2005-06	-	410.133	Subject to release of Funds
900003	2006	-	-	291.524	
900008	2007	-	-	66.520	
900018	2008	-	-	40.530	
-	2007-08	-	-	30.000	
-	2007-08	-	-	40.000	

APPENDIX - V

Expenditure on Salaries,*organized by Major Heads, During the year 2007-08
(Figures in italics represent charged expenditure)

Actuals for the year 2007-08			
Head 1	Non-Plan 2	Plan 3	Total 4
(In thousands of rupees)			
Expenditure Heads (Revenue Account)			
A- General Services -			
(a)Organs of State-			
2011- Parliament/ State/Union Territory Legislatures	10,72,26 <i>12,77</i>	-	10,85,03
2012- President, Vice President/ Governor/ Administrator of Union Territories	<i>1,29,00</i>	-	<i>1,29,00</i>
2013- Council of Ministers	1,12,09	-	1,12,09
2014- Administration of Justice	30,20,32 <i>6,87,83</i>	-	37,08,15
2015- Elections	1,91,29	-	1,91,29
Total-(a)Organs of State	43,95,96 <i>8,29,60</i>	-	52,25,56
(b)Fiscal Services-			
2029- Land Revenue	27,89,49	-	27,89,49
2030- Stamps and Registration	69,25	-	69,25
2035- Collection of Other Taxes on Property and Capital Transactions	17,24	-	17,24
2039- State Excise	7,72,62	-	7,72,62
2040- Sales Tax	12,61,49	-	12,61,49
2041- Taxes on Vehicles	2,66,04	-	2,66,04
2045- Other Taxes and Duties on Commodities and Services	78,96	-	78,96
2047- Other Fiscal Services	15,94	-	15,94
Total(b) Fiscal Services	52,71,03	-	52,71,03
(d)Administrative Services-			
2051- Public Service Commission	1,81,24	-	1,81,24
2052- Secretariat - General Services	16,06,85	-	16,06,85
2053- District Administration	29,79,15	31,00	30,10,15
2054- Treasury and Accounts Administration	33,57,69	1,05,80	34,63,49
2055- Police	8,45,62,54	15,56	8,45,78,10
2056- Jails	15,73,59	4	15,73,63

* The figures represent expenditure booked in the accounts under the object head salary.

APPENDIX - V (Contd.)

Expenditure on Salaries, organized by Major Heads, During the year 2007-08

(Figures in italics represent charged expenditure)

Actuals for the year 2007-08			
Head	Non-Plan	Plan	Total
1	2	3	4
(In thousands of rupees)			
Expenditure Heads (Revenue Account) (Contd.)			
A- General Services -(Contd.)			
(d)Administrative Services-(Concl.)			
2058- Stationery and Printing	8,92,93	15,49	9,08,42
2059- Public Works	1,54,76,97	-	1,54,76,97
2070- Other Administrative Services	88,70,87	8	88,70,95
Total(d)Administrative Services	11,93,20,59	1,67,97	11,96,69,80
	<i>1,81,24</i>		
(e) Pensions and Miscellaneous General Services-			
2075- Miscellaneous General Services	2,83	-	2,83
Total- (e)Pensions and Miscellaneous General Services	2,83	-	2,83
Total -A- General Services	12,89,90,41	1,67,97	13,01,69,22
	<i>10,10,84</i>		
B- Social Services-			
(a) Education, Sports, Art and Culture-			
2202- General Education	8,97,04,43	1,05,16,97	10,02,21,40
2203- Technical Education	25,18,24	1,13,80	26,32,04
2204- Sports and Youth Services	32,28,68	18,41	32,47,09
2205- Art and Culture	5,69,05	1,78	5,70,83
Total- (a)Education, Sports, Art and Culture	9,60,20,40	1,06,50,96	10,66,71,36
(b) Health and Family Welfare-			
2210- Medical and Public Health	4,14,68,43	16,46,41	4,31,14,84
2211- Family Welfare	1,85,98	24,69,32	26,55,30
Total(b)Health and Family Welfare	4,16,54,41	41,15,73	4,57,70,14

APPENDIX - V (Contd.)

Expenditure on Salaries, organized by Major Heads, During the year 2007-08
(Figures in italics represent charged expenditure)

Actuals for the year 2007-08

Head	Non-Plan	Plan	Total
1	2	3	4
(In thousands of rupees)			
Expenditure Heads (Revenue Account)(Contd.)			
B- Social Services-(Contd.)			
(c) Water Supply, Sanitation, Housing and Urban Development-			
2215- Water Supply and Sanitation	2,63,92,38	45	2,63,92,83
2216- Housing	10,25,06	-	10,25,06
2217- Urban Development	11,74,94	7,47,49	19,22,43
Total (c) Water Supply, Sanitation, Housing and Urban Development	2,85,92,38	7,47,94	2,93,40,32
(d) Information and Broadcasting -			
2220- Information and Publicity	7,91,97	-	7,91,97
Total-(d) Information and Broadcasting	7,91,97	-	7,91,97
(e) Welfare of Scheduled Castes, Scheduled Tribes and Other Backward Classes -			
2225- Welfare of Scheduled Castes, Scheduled Tribes and other Backward Classes	3,22,48	6,01,41	9,23,89
Total(e) Welfare of Scheduled Castes, Scheduled Tribes and Other Backward Classes	3,22,48	6,01,41	9,23,89
(f) Labour and Labour Welfare-			
2230- Labour and Employment	5,96,84	1,38,14	7,34,98
Total-(f) Labour and Labour Welfare	5,96,84	1,38,14	7,34,98
(g) Social Welfare and Nutrition -			
2235- Social Security and Welfare	16,42,57	6,02,52	22,45,09
2236- Nutrition	1,20,22	1,89,88	3,10,10
2245- Relief on account of Natural Calamities	24,51	-	24,51
Total(g) Social Welfare and Nutrition	17,87,30	7,92,40	25,79,70

APPENDIX - V (Contd.)

Expenditure on Salaries, organized by Major Heads, During the year 2007-08

(Figures in italics represent charged expenditure)

Actuals for the year 2007-08

Head 1	Non-Plan 2	Plan 3	Total 4
(In thousands of rupees)			
Expenditure Heads (Revenue Account)(Contd.)			
B- Social Services-(Concl'd.)			
(h) Other Social Service-			
2250- Other Social Services	92,14	-	92,14
2251- Secretariat-Social Services	6,16,91	-	6,16,91
Total-(h)Other Social Service	7,09,05	-	7,09,05
Total(B)-Social Services	17,04,74,83	1,70,46,58	18,75,21,41
C- Economic Services-			
(a) Agriculture and Allied Activities-			
2401- Crop Husbandry	1,17,56,34	75,24	1,18,31,58
2402- Soil and Water Conservation	21,88,42	5,70	21,94,12
2403- Animal Husbandry	1,26,49,28	1,24,98	1,27,74,26
2405- Fisheries	18,85,53	-	18,85,53
2406- Forestry and Wild Life	1,79,70,47	1	1,79,70,48
2408- Food, Storage and Warehousing	91	36,93	37,84
2415- Agricultural Research and Education	94,60	-	94,60
2425- Co-operation	11,68,69	-	11,68,69
2435- Other Agricultural Programmes	7,97,89	-	7,97,89
Total(a) Agriculture and Allied Activities	4,85,12,13	2,42,86	4,87,54,99
(b) Rural Development-			
2501- Special Programmes for Rural Development	87,77	34,42	1,22,19
2506- Land Reforms	28,86,21	88	28,87,09
2515- Other Rural Development Programmes	40,96,88	36,95,08	77,91,96
Total(b)Rural Development	70,70,86	37,30,38	1,08,01,24
(c) Special Areas Programmes-			
2575- Other Special Areas Programmes	8,20,27	-	8,20,27
Total-(c) Special Areas Programmes	8,20,27	-	8,20,27

APPENDIX - V (Contd.)

Expenditure on Salaries, organized by Major Heads, During the year 2007-08

(Figures in italics represent charged expenditure)

Actuals for the year 2007-08

Head 1	Non-Plan 2	Plan 3	Total 4
(In thousands of rupees)			
Expenditure Heads (Revenue Account)(Contd.)			
C- Economic Services-(Contd.)			
(d) Irrigation and Flood Control-			
2700- Major Irrigation	1,88,10	-	1,88,10
2701- Medium Irrigation	9,77,82	-	9,77,82
2702- Minor Irrigation	1,06,46,77	-	1,06,46,77
2705- Command Area Development	10,70,74	35	10,71,09
2711- Flood Control and Drainage	27,63,89	-	27,63,89
Total(d)Irrigation and Flood Control	1,56,47,32	35	1,56,47,67
(e) Energy-			
2801- Power	2,20,29,11	-	2,20,29,11
Total(e)Energy	2,20,29,11	-	2,20,29,11
(f) Industry and Minerals-			
2851- Village and Small Industries	92,24,85	5,66	92,30,51
2853- Non-Ferrous Mining and Metallurgical Industries	11,78,57	-	11,78,57
Total(f)Industry and Minerals	1,04,03,42	5,66	1,04,09,08
(i)Science, Technology and Environment-			
3435- Ecology and Environment	3,26,82	-	3,26,82
Total (i)Science, Technology and Environment	3,26,82	-	3,26,82
(j)General Economic Services-			
3451- Secretariat-Economic Services	13,73,81	-	13,73,81
3452- Tourism	13,52,93	6,11	13,59,04
3454- Census Surveys and Statistics	11,65,08	66,05	12,31,13

APPENDIX - V (Contd.)

Expenditure on Salaries, organized by Major Heads, During the year 2007-08

(Figures in italics represent charged expenditure)

Actuals for the year 2007-08.			
Head 1	Non-Plan 2	Plan 3	Total 4
(In thousands of rupees)			
Expenditure Heads (Revenue Account)(Concl.)			
C- Economic Services-(Concl.)			
(j)General Economic Services-			
(Concl.)			
3475- Other General Economic Services	1,95,64	1,02,09	2,97,73
Total (j)General Economic Services	40,87,46	1,74,25	42,61,71
Total-C-Economic Services	10,88,97,39	41,53,50	11,30,50,89
Total Expenditure on Salaries (Revenue Account)	40,83,62,63 <i>10,10,84</i>	2,13,68,05	43,07,41,52
Expenditure Heads (Capital Account)			
A- Capital Account of General Services-			
4059- Capital outlay on Public Works	1,87	10,28,37	10,30,24
4075- Capital outlay on Miscellaneous General Services	21,80	1,30,72	1,52,52
	23,67	11,59,09	11,82,76
Total-A-Capital Account of General Services	23,67	11,59,09	11,82,76
B- Capital Account of Social Services-			
(a)Education, Sports, Art and Culture-			
4202- Capital outlay on Education, Sports, Art and Culture	10,23	10,85,67	10,95,90
Total (a)Education, Sports, Art and Culture	10,23	10,85,67	10,95,90

APPENDIX - V (Contd.)

Expenditure on Salaries, organized by Major Heads, During the year 2007-08

(Figures in italics represent charged expenditure)

Actuals for the year 2007-08

Head 1	Non-Plan 2	Plan 3	Total 4
(In thousands of rupees)			
Expenditure Heads (Capital Account) (Contd.)			
B- Capital Account of Social Services-			
(Concl'd.)			
(b) Health & Family Welfare			
4210- Capital Outlay on Medical & Public Health	71	2,16	2,87
Toatal (b)Health & Family Welfare	71	2,16	2,87
(c) Water Supply, sanitaion , Housig and Urban Development.			
4215 Capital outlay on Water supply and Sanitation	-	34,64	34,64
4217- Capital outlay on Urban Development	-	54	54
Total (c)Water Supply, sanitaion , Housig and Urban Development	-	35,18	35,18
(g) Social Welfare and Nutrition			
4235- Capital Outlay on Social Security and Welfare	1,54,99	12,82,44	14,37,43
Total (g)Social Welfare and Nutrition	1,54,99	12,82,44	14,37,43
Total (B) Capital Account of Social Services	1,65,93	24,05,45	25,71,38
C- Capital Account of Economic Services-			
(a)Agriculture and Allied Activities-			
4401- Capital outlay on Crop Husbandry	2,38,52	-	2,38,52
4408- Capital outlay on Food, Storage and Warehousing	49,19,03	-	49,19,03
Total (a)Agriculture and Allied Activities	51,57,55	-	51,57,55

APPENDIX - V (Concl.)

Expenditure on Salaries, organized by Major Heads, During the year 2007-08
(Figures in italics represent charged expenditure)

Actuals for the year 2007-08			
Head 1	Non-Plan 2	Plan 3	Total 4
(In thousands of rupees)			
Expenditure Heads (Capital Account) (Concl.)			
C- Capital Account of Economic Services-(Concl.)			
(e)Energy-			
4801- Capital outlay on Power Projects	-	14,92	14,92
Total (e)Energy	-	14,92	14,92
(j)General Economic Services-			
5475- Capital outlay on other General Economic Services	-	2,93,53	2,93,53
Total (j)General Economic Services-	-	2,93,53	2,93,53
Total (C)Economic Services-	51,57,55	3,08,45	54,66,00
Total Expenditure on Salaries (Capital Account)	53,47,15	38,72,99	92,20,14
Grand Total Expenditure on Salaries (Revenue and Capital Account)	41,37,09,78	2,52,41,04	43,99,61,66
	10,10,84		

APPENDIX-VI
CHANGES IN THE FINANCIAL ASSETS OF THE
GOVERNMENT OF JAMMU & KASHMIR

S.No	Particulars	Balance as on 1 st April 2007	Balance as on 31 st March 2008 (Rupees in Crore)	Changes (+) Increase (-) Decrease
1.	F-Loans and Advances	9,43.82	9,80.20	(+36.38
2.	Investment held in Cash Balance investment Account	37.39	37.39	NIL
3.	Investment of Government in Statutory corporations, Government Companies, Other Joint Stock Companies Corporative Banks and Societies	3,55.77	3,56.97	(+1.20
4.	General Cash Balance			
	i) Cash in Treasuries	16.86	36.98	(+20.12
	ii) Cash in Banks	30.11	27.36	(-)2.75
	iii) Remittance in Transit (Local)	14.09	0.98	(-)13.11
	Total General cash Balance	61.06	65.32	(+)4.26
5.	Other Cash Balance & Investment			
	i) Cash with Departmental Officers	(-) 1.19	0.08	(+1.27
	ii) Permanent Advances for contingent expenditure with departmental officers	0.12	0.13	(+0.01
	iii) Investment of earmarked Funds	10.86	10.86	NIL
	Total other cash balance and investment	9.79	11.07	(+)1.28
	Grand Total	14,07.83	14,50.95	(+)43.12