



सत्यमेव जयते

FINANCE ACCOUNTS

2002-2003

GOVERNMENT OF TRIPURA




TABLE OF CONTENTS

Certificate of the Comptroller and Auditor General of India	Page(s) (v)
Introductory	(vii)-(ix)

PART I- SUMMARISED STATEMENTS

No.1	Summary of Transactions	2-18
No.2	Capital Outlay-Progressive Capital Outlay to the end of 2002-2003	19-21
No.3	Debt Position -	
	(i) Statement of Borrowings	22
	(ii) Other Obligations	23
	(iii) Service of Debt	23
No.4	Loans and Advances by the State Government-	
	(i) Statement of Loans and Advances	24
	(ii) Recoveries in Arrears	24
No.5	Guarantees given by the Government for repayment of loans, etc., raised by Statutory Corporations, Local Bodies and other Institutions	25-26
No.6	Cash Balances and Investment of Cash Balances	27
No.7	Summary of Balances under Consolidated Fund, Contingency Fund and Public Account	28-29

PART II - DETAILED ACCOUNTS AND OTHER STATEMENTS

SECTION - A-REVENUE AND EXPENDITURE

No.8	Statement of revenue and expenditure under different heads expressed as a percentage of total revenue/total expenditure	32-33
No.9	Statement showing the distribution between charged and voted expenditure	34
No.10	Detailed Account of Revenue by Minor Heads	35-52
No.11	Detailed Account of Expenditure by Minor Heads	53-79
No.12	Detailed statement of Capital Expenditure during and to end of the year 2002-2003	80-97
No.13	Statement showing details of investments of Government in Statutory Corporations, Government Companies, Other Joint Stock Companies, Co-operative Banks and Societies etc., up to and to the end of 2002-2003	98-109
No.14	Statement showing the capital and other expenditure (other than on Revenue Account) to end of 2002-2003 and the principal sources from which funds were provided for that expenditure	110-111

SECTION - B-DEBT, CONTINGENCY FUND AND PUBLIC ACCOUNT


No.15	Detailed Statement of receipts, disbursements and balances under heads of account relating to Debt, Contingency Fund and Public Account	113-118
No.16	Detailed Statement of debt and other interest bearing obligations of Government	119-126
No.17	Detailed statement of loans and advances by Government	127-131

ADDITIONAL FINANCIAL STATEMENT

Statement of Commitments-List of incomplete Capital Works	132-180
---	---------

APPENDIX


Statement of Grants-in-Aid given by the Government to the Local Bodies.	181-185
---	---------



Certificate of the Comptroller and Auditor General of India

This compilation containing the Finance Accounts of the Government of Tripura for the year 2002-2003 presents the accounts of the receipts and outgoings of the Government for the year, together with the financial results disclosed by the revenue and capital accounts, the accounts of the public debt and the liabilities and assets as worked out from the balances recorded in the accounts. The Appropriation Accounts of the Government for the year for Grants and Charged Appropriations, presented separately, supplement this compilation.

These accounts have been prepared and examined under my direction in accordance with the requirements of the Comptroller and Auditor General's (Duties, Powers and Conditions of Service) Act, 1971. According to the best of my information, as a result of audit of these accounts, the accounts now presented read with the observations in this compilation, are correct statements of receipts and outgoings of the Government of Tripura for the year 2002-2003. Points of interest arising out of the study of these accounts as well as test audit conducted during the year or earlier years are contained in my Report(s) being presented separately for the year 2002-2003, Government of Tripura.



(Vijayendra N. Kaul)

Comptroller and Auditor General of India

New Delhi,

The 30 OCT 2003

END TO

INTRODUCTORY

1. The accounts of Government are kept in three parts:-

Part I - Consolidated Fund

Part II - Contingency Fund

Part III - Public Account

In Part I, namely Consolidated Fund, there are two main divisions, viz.,-

(1) Revenue - consisting of sections for 'Receipt Heads (Revenue Account)', Expenditure Heads (Revenue Account)'.
(2) Capital, Public Debt, Loans, etc. consisting of sections for 'Receipt Heads (Capital Account)', 'Expenditure Heads (Capital Account)', and 'Public Debt, Loans and Advances, etc.'

The Revenue Division deals with the proceeds of taxation and other receipts classed as Revenue and the expenditure met therefrom, the net result of which represents the revenue surplus or deficit for the year.

In Capital Division, the section 'Receipt Head (Capital Account)' deals with receipts of capital nature which cannot be applied as a set-off to capital expenditure.

The section 'Expenditure Heads (Capital Account)' deals with expenditure met usually from borrowed funds with the object either of increasing concrete assets of a material and permanent character or of reducing recurring liabilities. It also includes receipts of a capital nature intended to be applied as a set-off against expenditure.

The section 'Public Debt, Loans and Advances, etc.', comprises loans raised and their repayments by Government such as 'Internal Debt' and 'Loans and Advances' made (and their recoveries) by Government. The section also includes certain special types of heads for transaction relating to 'Transfers from the Consolidated Fund to the Contingency Fund' and 'Inter-State Settlement'.

In part II, namely Contingency Fund, of the accounts, the transactions connected with the Contingency Fund set up by Government under Article 267(2) of the Constitution of India are recorded.

In part III, namely Public Account, of the accounts, the transactions relating to 'Debt' (other than those included in Part I), 'Deposits', 'Advances', 'Remittances', and 'Suspense' are recorded. The transactions under 'Debt', 'Deposits', and 'Advances' in this part are those in respect of which Government incurs a liability to repay the moneys received or has a claim to recover the amounts paid, together with the repayments of the former ('Debt' and 'Deposit') and the recoveries of the latter ('Advances'). The transactions relating to 'Remittances' and 'Suspense' in this part embrace all heads which are merely adjusting heads under which appear such transactions as remittances of cash between treasuries and currency chests, transfers between different accounting circles, etc. The initial debits or credits to these heads will be cleared eventually by corresponding receipts or payments either within the same circle of account or in another account circle.

2. Sectors and Heads of Accounts

Within each of the sections in Part I mentioned above the transactions are grouped into sectors, such as 'Tax-Revenue', 'Non-Tax Revenue' and 'Grants-in-Aid and Contributions' for the receipt heads (Revenue Account), and 'General Services', 'Social Services', 'Economic Services' and 'Grants-in-Aid and Contributions' for expenditure heads. Specific functions or services (Such as Education, Sports, Art and Culture, Health and Family Welfare, Water Supply, Sanitation, Housing and Urban Development, etc. in respect of Social Services) are grouped in the sectors for expenditure heads. In part III (Public Account) also the transactions are grouped into sectors, such as 'Small Savings', 'Provident Funds,' etc.. The sectors are sub-divided into Sub-Sectors before their divisions into major heads of account.

The Major heads are divided into Minor heads in some cases and Minor Heads with a number of subordinate heads generally known as sub-heads. The sub-heads are further divided into detailed heads. Under each of these heads, the expenditure is shown distributed between charged and voted. Sometimes major heads are also divided into sub-major heads, before their further division into minor heads. Apart from the sectoral and sub-sectoral classifications, the major heads, sub-major heads, sub-heads, detailed heads and object-heads together constitute a six-tier arrangement of the classification structure of the Government Account. The Major, Minor and Sub-Heads prescribed for the classification of expenditure in the general accounts are not necessarily identical with the Grants, sub-heads and other units of allotments which are adopted by the Governments for the Demands for Grants presented to the Parliament or Legislatures but in general a certain degree of correlation is maintained between the Demand for Grants and the Finance Accounts.

The major heads of accounts, falling within the sectors for expenditure heads, generally correspond to functions of Government, while the Minor Heads, subordinate to them identify the programmes undertaken to achieve the objectives of the function represented by the major heads. The sub-head represents the schemes, the detailed head the sub schemes and object to the object level of classification.

3. Coding Pattern

Major Heads

From 1st April 1987 a four digit code has been allotted to the major heads, the first digit indicating whether the major head is a Receipt head or Revenue Expenditure head or Capital Expenditure head or a Loan head.

The first digit of Code for Revenue Receipt head is either '0' or '1'. Adding 2 to the first digit code of Revenue Receipt head will give the number allotted to corresponding Revenue Expenditure head; adding another 2, the Capital Expenditure head; and another 2, the Loan head of account. For example, for Crop Husbandry code 0401 represents the Receipts head, 2401, the revenue expenditure head, 4401, Capital Outlay head and 6401, Loan head.

Such a pattern is, however, not relevant for those departments which are not operating Capital/Loan heads of accounts e.g. Department of Supply. In a few cases, where receipt and expenditure are not heavy, certain functions have been combined under a single major head, the functions themselves forming sub-major heads under that major head.

Sub-Major Heads: A two digit has been allotted, the code starting from 01 under each Major Head. Where no sub-major head exists it is allotted a Code '00'. The nomenclature 'General' has been

allotted Code '80' so that even after further sub-major heads are introduced the Code for 'General' will continue to remain the last one.

Minor Heads: These have been allotted a three digit code, the codes starting from '001' under each Sub-Major Head/ Major Head (where there is no sub-major head). Codes from '001' to '100' and few codes '750' to '900' have been reserved for certain standard minor heads. The coding pattern for minor heads has been designed in such a way that in respect of certain minor heads having a common nomenclature under many major/sub-major heads, the same three digit code is adopted as far as possible.

Under this scheme of codification, the receipt major heads (Revenue Account) are assigned the block numbers from 0020 to 1606, expenditure major heads (Revenue Account) from 2011 to 3606, expenditure major heads (Capital Account) from 4046 to 5475 'major heads', under 'Public Debt' from 6001 to 6004 and those under 'Loans and Advances', 'Inter-State Settlement' and 'Transfer to Contingency Fund' from 6075 to 7999. The code number 4000 has been assigned for Capital receipt major head. The only major head 'Contingency Fund' in part II 'Contingency Fund' has been assigned the code number 8000. The major heads in the Public Account are assigned the code numbers from 8001 to 8999.

4. The transactions included in these accounts represent mainly the actual cash receipts and disbursements during the financial year April to March as distinguished from the amounts due to or from Government during the same period. The cash basis system is, however, not entirely suitable for recording the transactions and presenting the true state of affairs of Government commercial undertakings run on commercial principles. The detailed accounts of this class of undertakings are, therefore, maintained outside the regular accounts in proper commercial form and are subject to test-check by the Indian Audit and Accounts Department.

5. The figures of actuals shown in these accounts are net, after taking into account the recoveries, although the demands presented to the Legislature and the Appropriation Accounts are for gross expenditure and exclude all credits and recoveries, which are otherwise taken as reduction of expenditure.

6. As indicated in paragraph 1 of the "Introductory" to the Finance Accounts 1974-75, changes were introduced from April 1974 in the structure and classification of Government transaction. The progressive figures carried forward under different heads of account up to 31st March 1974 were to be shown against new heads of account effective from 1st April 1974. In many cases the progressive figure at the end of 1973-74 under an existing minor head was to be distributed under new minor heads within a new major head or, in some cases, even more than one major head. In several cases, the scheme-wise identification and consequently functional reclassification of the expenditure already booked were not possible. As such, allocation of the progressive figures to new heads of account could not be made with reference to records maintained in the Accounts Offices and necessary information had to be collected from the departmental offices. As progressive figures of capital expenditure at the end of a year had been carried forward over many years past, collection of information necessary for distribution of such figures among the new heads of account effective from 1st April 1974 was further rendered difficult on account of many factors like reorganisation of departmental offices, reorganisation of Audit and Accounts offices and even reorganisation of States and integration of the former princely States. Attempt was made to distribute such figures on the basis of details/information obtained from the records available with the Indian Audit and Accounts Department or from Government departments. The progressive figures up to 31st March 1974 which could not be distributed were shown under a separate minor head 'Pre-1974-75 Outlay not allocated' in the Finance Accounts for the year 1974-75 to 1994-95. No further distribution has been made during 2001-2002 and 2002-2003.



PART I – SUMMARISED
STATEMENT

STATEMENT NO. 1

Part I -

(1) -

Receipts		Actuals	
		2001-02	2002-2003
(In lakh of Rupees)			
Receipt Heads (Revenue Account)			
A.	Tax Revenue		
	(a) Taxes on Income and Expenditure-		
0020	Corporation Tax	54,81.00	59,80.07
0021	Taxes on Income Other than Corporation Tax	36,43.31	20,70.06
0022	Taxes on Agricultural Income	13.55	0.85
0028	Other Taxes on Income and Expenditure	11,59.51	12,59.50
	Total- (a) Taxes on Income and Expenditure	102,97.37	93,10.48
	(b) Taxes on Property and Capital Transactions-		
0029	Land Revenue	1,13.93	1,31.05
0030	Stamps and Registration Fees	9,60.69	7,81.02
0032	Taxes on Wealth	17.00	10.00
	Total-(b) Taxes on Property and Capital Transactions	10,91.62	9,22.07
	(c) Taxes on Commodities and Services-		
0037	Customs	58,56.00	63,09.00
0038	Union Excise Duties	77,41.00	97,02.00
0039	State Excise	22,03.13	28,21.27
0040	Taxes on Sales, Trade etc.	105,79.60	126,97.10
0041	Taxes on Vehicles	5,27.83	5,28.72
0043	Taxes and Duties on Electricity	20.52	1.02
0044	Service Tax	5,24.00	7,27.00
0045	Other Taxes and Duties on Commodities and Services	2,71.00	2,61.14
	Total-(c) Taxes on Commodities and Services	277,23.08	330,47.25
	Total -A-Tax Revenue	391,12.07	432,79.80
B.	Non-Tax Revenue-		
	(a) Fiscal Services-		
0047	Other Fiscal Services	0.11	0.56
	Total-(a) Fiscal Services	0.11	0.56
	(b) Interest Receipts, Dividends and profits-		
0049	Interest Receipts	3,57.88	5,82.52
0050	Dividends and Profits	...	(a)
	Total-(b) Interest Receipts, Dividends and Profits	3,57.88	5,82.52
	(c) Other Non-Tax Revenue		
	(i) General Services-		
0051	Public Service Commission	3.02	0.54
0055	Police	4,18.98	2,98.72
0056	Jails	12.69	13.00
0058	Stationery and Printing	1,18.31	68.66
0059	Public Works	1,31.38	1,40.91

(a) Rs.450 only.

SUMMARY OF TRANSACTIONS
Consolidated Fund
Revenue

		Disbursements	Actuals
		2001-02	2002-03
(In lakh of Rupees)			
Expenditure Heads (Revenue Account)			
A.	General Services -		
	(a) Organs of State-		
2011	Parliament/State/Union Territory Legislatures	4,09.35	4,21.84
2012	President/Vice-President/ Governor /Administrator of Union Territories	1,15.18	1,14.73
2013	Council of Ministers	37.36	37.28
2014	Administration of Justice	10,85.96	11,45.41
2015	Elections	1,14.86	4,12.13
	Total-(a) Organs of State	17,62.71	21,31.39
	(b) Fiscal Services-		
	(i) Collection of Taxes on Income and Expenditure-		
2020-	Collection of Taxes on Income and Expenditure	19.06	13.89
	Total (i)-Collection of Taxes on Income and Expenditure	19.06	13.89
	(ii) Collection of Taxes on Property and Capital Transactions-		
2029	Land Revenue	8,54.79	9,32.30
2030	Stamps and Registration	1,00.91	1,01.30
	Total-(ii) Collection of Taxes on Property and Capital Transactions	9,55.70	10,33.59
	(iii) Collection of Taxes on Commodities and Services-		
2039	State Excise	56.66	50.39
2040	Taxes on Sales, Trade etc.	1,71.68	2,05.19
2041	Taxes on Vehicles	65.93	50.85
2045	Other Taxes and Duties on Commodities and Services	14.17	14.82
	Total-(iii) Collection of Taxes on Commodities and Services	3,08.44	3,21.25
	(iv) Other Fiscal Services-		
2047	Other Fiscal Services	81.67	78.97
	Total-(iv)-Other Fiscal Services	81.67	78.97
	Total-(b)- Fiscal Services	13,64.87	14,47.71
	(c) Interest Payment and Servicing of Debt-		
2049	Interest Payments	253,22.49	290,73.36
	Total-(c)-Interest Payment and Servicing of Debt	253,22.49	290,73.36
	(d) Administrative Services-		
2051	Public Service Commission	1,06.23	1,05.56
2052	Secretariat-General Services	9,22.83	12,28.19

STATEMENT NO. 1
Part I -
(1) -

Receipts	2001-02	Actuals
		2002-03
	(In lakh of Rupees)	
Receipt Heads (Revenue Account)-Contd.		
B. Non-Tax Revenue- Contd.		
(c) Other Non Tax Revenue -Contd.		
(i) General Services- Concl.		
0070 Other Administrative Services	1,01.75	1,16.27
0071 Contributions and Recoveries		
towards Pension and Other Retirement Benefits -	20.96	20.31
0075 Miscellaneous General Services	(a)	1.95
Total (i) - General Services	8,07.09	6,60.36
(ii) Social Services -		
0202 Education, Sports, Art and Culture	4,34.94	1,09.62
0210 Medical and Public Health	1,31.46	1,58.45
0211 Family Welfare	1.29	2.66
0215 Water Supply and Sanitation	6,05.41	87.54
0216 Housing	82.23	80.36
0217 Urban Development	28.66	1.29
0220 Information and Publicity	5.39	6.35
0230 Labour and Employment	10.06	9.12
0235 Social Security and Welfare	111.06	17.19
0250 Other Social Services	16.15	8,40.42
Total-(ii) Social Services	14,26.65	13,13.00
(iii) Economic Services-		
0401 Crop Husbandry	1,46.03	83.89
0403 Animal Husbandry	91.71	75.35
0404 Dairy Development	0.59	2.50
0405 Fisheries	33.22	42.59
0406 Forestry and Wild Life	4,53.05	4,08.55
0408 Food Storage and Warehousing	9.63	8.55
0425 Co-operation	9.58	6.43
0435 Other Agricultural Programmes	0.16	0.06
0506 Land Reforms	2.22	2.04
0515 Other Rural Development Programmes	13.48	11.64
0552 North Eastern Areas	10,69.90	1.00
0701 Major and Medium Irrigation	1.73	13.97
0702 Minor Irrigation	3.85	9.53
0801 Power	46,20.34	59,67.99
0851 Village and Small Industries	32.75	8.94

(a) Rs.5 only.

SUMMARY OF TRANSACTIONS
Consolidated Fund
Revenue

		Disbursements	Actuals	
			2001-02	2002-03
(In lakh of Rupees)				
Expenditure Heads (Revenue Account)-Contd.				
A.	General Services-Concl.			
	(d) Administrative Services-Concl.			
2053	District Administration	14,45.78	12,26.73	
2054	Treasury and Accounts Administration	1,93.76	1,85.98	
2055	Police	172,10.11	191,06.19	
2056	Jails	5,54.45	5,59.64	
2058	Stationery and Printing	4,59.34	4,58.12	
2059	Public Works	29,99.00	24,18.87	
2070	Other Administrative Services	18,94.22	20,77.06	
	Total-(d)-Administrative Services	257,85.72	273,66.34	
	(e) Pensions and Miscellaneous General Services			
2071	Pensions and Other Retirement Benefits	175,02.62	226,53.19	
2075	Miscellaneous General Services	1.39	1.04	
	Total-(e)-Pensions and Miscellaneous General Services	175,04.01	226,54.23	
	Total-A-General Services	717,39.80	826,73.03	
B.	Social Services-			
	(a) Education , Sports , Art and Culture-			
2202	General Education	405,66.36	441,74.89	
2203	Technical Education	4,00.95	3,48.15	
2204	Sports and Youth Services	13,20.53	12,97.56	
2205	Art And Culture	2,43.83	2,44.49	
	Total-(a)-Education, Sports, Art and Culture	425,31.67	460,65.09	
	(b) Health and Family Welfare-			
2210	Medical and Public Health	66,28.96	64,68.41	
2211	Family Welfare	18,74.78	19,44.07	
	Total-(b)-Health and Family Welfare	85,03.74	84,12.48	
	(c) Water Supply, Sanitation, Housing and Urban Development-			
2215	Water Supply and Sanitation	11,22.94	13,74.94	
2216	Housing	2,43.40	2,02.16	
2217	Urban Development	9,41.48	1,88.99	
	Total-(c)-Water Supply, Sanitation, Housing and Urban Development	23,07.82	17,66.09	
	(d) Information and Broadcasting-			
2220	Information and Publicity	8,13.38	9,10.04	
	Total-(d)-Information and Broadcasting	8,13.38	9,10.04	

STATEMENT NO. 1
Part I -
(1) -

Receipts		2001-02	Actuals 2002-03
(In lakh of Rupees)			
Receipts Heads(Revenue Account)-Contd.			
B. Non-Tax Revenue-Concl.			
(c) Other Non-Tax revenue-Concl.			
(iii) Economic Services-Concl.			
0852	Industries	6,26.82	6,04.11
0875	Other Industries	...	(a)
1075	Other Transport Services	...	(b)
1452	Tourism	20.74	30.63
1456	Civil Supplies	7.87	7.10
1475	Other General Economic Services	29.10	31.41
Total-(iii)-Economic Services		71,72.77	73,16.28
Total-(c)- Other Non-Tax Revenue		94,06.51	92,89.64
Total-B-Non-Tax Revenue		97,64.50	98,72.72

-
- (a) Rs.5 only.
(b) Rs.20 only.

SUMMARY OF TRANSACTIONS

Consolidated Fund
Revenue

	Disbursements	Actuals	
		2001-02	2002-03
(In-lakh of Rupees)			
Expenditure Heads (Revenue Account)-Contd.			
B. Social Services-Concltd.			
(e) Welfare of Scheduled Castes , Scheduled Tribes and other Backward Classes-			
2225 Welfare of Scheduled Castes, Scheduled Tribes and other Backward Classes		70,40.72	67,70.06
Total-(e)-Welfare of Scheduled Castes Scheduled Tribes and other Backward Classes		70,40.72	67,70.06
(f) Labour and Labour Welfare-			
2230 Labour and Employment		4,94.54	5,28.11
Total-(f)-Labour and Labour Welfare		4,94.54	5,28.11
(g) Social Welfare and Nutrition-			
2235 Social Security and Welfare		40,73.74	47,46.55
2236 Nutrition		13,76.41	12,08.87
2245 Relief on Account of Natural Calamities		58.94	11,85.97
Total-(g) Social Welfare and Nutrition		55,09.09	71,41.39
(h) Others-			
2252 Other Social Services		77.94	62.54
Total-(h) Others		77.94	62.54
Total-B- Social Services		672,78.90	716,55.80
C. Economic Services-			
(a) Agriculture and Allied Activities-			
2401 Crop Husbandry		57,43.06	58,18.61
2402 Soil and Water Conservation		6,17.38	6,45.44
2403 Animal Husbandry		18,82.09	19,70.30
2404 Dairy Development		78.06	80.68
2405 Fisheries		10,58.23	10,58.53
2406 Forestry and Wild Life		23,85.87	25,97.91
2407 Plantations		14.62	20.00
2408 Food Storage and Warehousing		5,71.96	6,69.58
2415 Agricultural Research and Education		5.89	7.02
2425 Co-operation		6,52.51	6,08.05
2435 Other Agricultural Programmes		6.50	0.25
Total-(a) Agriculture and Allied Activities		130,16.17	134,76.37

STATEMENT NO. 1
Part I -
(1) -

Receipts		2001-02	Actuals 2002-03
		(In lakh of Rupees)	
Receipts Heads(Revenue Account)-Concl.			
C.	Grants-in-aid and Contributions		
1601	Grants-in-aid from Central Government	1378,61.63	1348,54.12
	Total-C. Grants-in-aid and Contributions	1378,61.63	1348,54.12
	Total-Receipt Heads (Revenue Account)	1867,38.20	1880,06.64

SUMMARY OF TRANSACTIONS

Consolidated Fund

Revenue

Disbursements

Actuals
2001-2002 2002-2003
(In lakh of Rupees)

Expenditure Heads (Revenue Account)-Contd.

C. Economic Services -Concl'd.

(b) Rural Development-

2501	Special Programmes for Rural Development	3,69.99	3,85.34
2505	Rural Employment	2.53	4,39.05
2506	Land Reforms	7,88.61	8,13.36
2515	Other Rural Development Programmes	57,44.18	56,78.75
	Total-(b) Rural Development	69,05.31	73,16.50

(c) Special Areas Programmes-

2552	North Eastern Areas	40.01	3.17
	Total-(c) Special Areas Programmes	40.01	3.17

(d) Irrigation and Flood Control-

2702	Minor Irrigation	15,37.65	16,71.58
2711	Flood Control and Drainage	8,17.39	6,58.04
	Total-(d) Irrigation and Flood Control	23,55.04	23,29.62

(e) Energy-

2801	Power	113,86.50	80,49.97
2810	Non Conventional Sources of Energy	34.76	38.77
	Total-(e) Energy	114,21.26	80,88.74

(f) Industry and Minerals-

2851	Village and Small Industries	16,53.59	18,99.55
2875	Other Industries	12.00	16.14
	Total-(f) Industry and Minerals	16,65.59	19,15.69

(g) Transport-

3054	Roads and Bridges	26,03.54	28,38.21
3055	Road Transport	27.21	32.48
3075	Other Transport Services	10.25	65.00
	Total-(g) Transport	26,41.00	29,35.69

(h) Communications-

3275	Other Communication Services	7,64.27	7,12.06
	Total-(h)-Communications	7,64.27	7,12.06

(i) Science , Technology and Environment-

3425	Other Scientific Research	49.81	46.39
	Total-(i) Science , Technology and Environment	49.81	46.39

(j) General Economic Services-

3451	Secretariat - Economic Services	1,26.61	1,34.14
3452	Tourism	1,03.18	1,30.83
3454	Census Surveys and Statistics	2,22.79	2,19.08
3456	Civil Supplies	2,99.85	1,19.42
3475	Other General Economic Services	97.21	1,07.45
	Total (j) General Economic Services	8,49.64	7,10.92
	Total-C-Economic Services	397,08.10	375,35.14

STATEMENT NO. 1
Part I -

Receipts		2001-02	Actuals 2002-03
Receipts Heads-		(In lakh of Rupees)	
Capital, Public Debt, Loans etc.			
E.	Public Debt		
	6003 Internal Debt of the State Government	476,13.87	331,74.49
	6004 Loans and Advances from the Central Government	96,25.13	84,84.06
	Total E. Public Debt	572,39.00	416,58.55
F.	Loans and Advances		
	Loans and Advances	2,32.21	3,09.68
	Total-F. Loans and Advances	2,32.21	3,09.68
	Total-Consolidated Fund	2442,09.41	2299,74.87
	8000 Contingency Fund
	Total :Contingency Fund

SUMMARY OF TRANSACTIONS
Consolidated Fund

Disbursements		Actuals	
		2001-2002	2002-2003
Expenditure Heads (Revenue Account)-Concl'd.		(In lakh of Rupees)	
D	Grants-in-aid and Contributions-		
3604	Compensation and Assignments to Local Bodies and Panchayati Raj Institutions	25,64.60	42,07.70
	Total-D-Grants-in-aid and Contributions	25,64.60	42,07.70
	Total-Expenditure Heads (Revenue Account)	1812,91.40	1960,71.67
(2)	Capital, Public Debt Loans , etc.		
	Expenditure Heads (Capital Account)	586,82.47	451,20.66
	(Figures for each Major Head are given in Statement No.2)		
E	Public Debt-		
6003	Internal Debt of the State Government	285,47.08	230,82.55
6004	Loans and Advances from the Central Government	32,73.15	89,08.47
	Total-E.Public Debt	318,20.23	319,91.02
F	Loans and Advances -		
	Loans and Advances	8,14.03	8,23.63
	Total-F.Loans and Advances	8,14.03	8,23.63
H	Transfer to Contingency Fund-		
7999	Appropriation to Contingency fund
	Total-H.Transfer to Contingency Fund		
	Total-Consolidated Fund	2726,08.13	2740,06.98
CONTINGENCY FUND			
8000	Contingency Fund
	Total:Contingency Fund

STATEMENT NO.1

Part I -

(III) -

Receipts

Actuals

2001-2002

2002-2003

(In lakh of Rupees)

Receipt Heads-Concl'd.		2001-2002	2002-2003
I.	Small Savings, Provident Funds , etc.-		
	(a) National Small Savings Fund		
8007	Investment of National Small Savings Fund	50,53.00	216,64.00
	(b) Provident Funds		
8009	State Provident Funds	314,94.70	347,22.02
	(c) Other Accounts-		
8011	Insurance and Pension Funds .	3,22.70	3,36.73
	Total I. Small Savings, Provident Funds etc.	368,70.40	567,22.75
J.	Reserve Fund-		
	(b) Reserve Funds not bearing Interest-		
8235	General and Other Reserve Funds	3,82.14	16,50.52
	Total-(b) Reserve Funds not bearing Interest	3,82.14	16,50.52
	Total-J- Reserve Fund	3,82.14	16,50.52
K.	Deposits and Advances-		
	(b) Deposits not bearing interest		
8443	Civil Deposits	173,49.05	182,85.38
	Total-(b)-Deposits not bearing Interest	173,49.05	182,85.38
	(c) Advances-		
8550	Civil Advances	22,37.69	23,09.78
	Total- (c) Advances	22,37.69	23,09.78
	Total-K- Deposits and Advances	195,86.74	205,95.16
L	Suspense and Miscellaneous-		
	(b) Suspense-		
8658	Suspense Accounts	69,34.92	42,10.92
	Total(b)-Suspense	69,34.92	42,10.92
	(c) Other Accounts-		
8670	Cheques and Bills	76.05	-71.72(b)
8673	Cash Balance Investment Account	3295,20.00	3200,31.00
	Total(c) Other Accounts	3295,96.05	3199,59.28
	Total-L Suspense and Miscellaneous	3365,30.97	3241,70.20
M.	Remittances-		
	(a) Money Orders and other Remittances-		
8782	Cash Remittances and adjustments between officers rendering accounts to the same Accounts Officer.	750,98.97	744,88.28
	Total-(a)-Money Orders and Other Remittances	750,98.97	744,88.28
	(b) Inter Government Adjustment Account	(-)0.05	0.67
	Total-M Remittances	750,98.92	744,88.95
	Total-Public Account	4684,69.17	4776,27.58
	Total-Receipts	7126,78.58	7076,02.45
	Opening Cash Balance	(-)7089.65	(-)29,47.61(c)
	GRAND TOTAL	7055,88.93	7046,54.84

(b) Minus figure is due to clearance of cheques of previous year.

(c) The closing cash balance was made up of cash in Treasuries (Rs.0.01 lakh) and Deposits with the Reserve Bank of India Rs 95,37.31 lakh (-Dr.). There was a net difference of Rs 6.46 lakh (-Dr.) between the figures of "Deposit with the Reserve Bank of India" as reflected in the accounts for Rs 95,37.31 lakh (-Dr.) and that intimated by the Reserve Bank of India for Rs. 95,30.85 lakh (-Dr.). The work of reconciliation is in progress (September 2003).

SUMMARY OF TRANSACTIONS

Public Account

Disbursements		Actuals	
		2001-2002	2002-2003
(In lakh of Rupees)			
Expenditure Heads - Concl.			
I.	Small Savings , Provident Funds , etc.		
	(b) Provident Funds-		
8009	State Provident Funds	197,68.82	221,60.94
	(c) Other Accounts-		
8011	Insurance and Pension Funds	3,00.41	3,36.59
	Total I. Small Savings, Provident Funds etc.	200,69.23	224,97.53
J.	Reserve Fund-		
	(b) Reserve Funds not bearing interest-		
8235	General and other Reserve Funds	25.91	15,31.07
	Total-(b) Reserve Funds not bearing Interest	25.91	15,31.07
	Total-J-Reserve Fund.	25.91	15,31.07
K.	Deposits and Advances-		
	(b) Deposits not bearing Interest		
8443	Civil Deposits	166,96.54	161,46.77
	Total-(b)-Deposits not bearing Interest	166,96.54	161,46.77
	(c) Advances-		
8550	Civil Advances	22,44.10	23,10.97
	Total-(c)-Advances	22,44.10	23,10.97
	Total-K-Deposits and Advances	189,40.64	184,57.74
L.	Suspense and Miscellaneous-		
	(b) Suspense-		
8658	Suspense Accounts	61,80.68	59,36.78
	Total-(b)-Suspense	61,80.68	59,36.78
	(c) Other Accounts-		
8671	Departmental Balances	(-)2,01.88	2,31.78
8672	Permanent Cash Impress	0.34	0.32
8673	Cash Balance Investment Account	3168,90.00	3153,41.00
	Total-(c)-Other Accounts	3166,88.46	3155,73.10
	Total-L-Suspense and Miscellaneous	3228,69.14	3215,09.88
M.	Remittances-		
	(a) Money Orders and Other Remittances-		
8782	Cash Remittances and adjustments between officers rendering accounts to the same accounts officer	740,27.57	761,73.17
	Total (a)-Money Orders and Other Remittances	740,27.57	761,73.17
	(b) Inter-Government Adjustment Account	(-)4.08	15.80
	Total-M Remittances	740,23.49	761,88.97
	Total-Public Account	4359,28.41	4401,85.19(a)
	Total-Disbursement	7085,36.54	7141,92.15
	Closing Cash Balance	(-)29,47.61(b)	(-)95,37.31
	GRAND TOTAL	7055,88.93	7046,54.84

(a) Differs with Statement No.15 due to rounding.

STATEMENT NO. 1 - Contd.

EXPLANATORY NOTES

The transactions on Revenue Account resulted in deficit of Rs. 80,65.03 lakh in 2002-2003 as against surplus of Rs.54,46.80 lakh in 2001-2002. Taking into account the transactions other than Revenue Account, there was an overall Deficit of Rs. 65,89.73 lakh in 2002-2003 against an overall surplus of Rs.41,42.04 lakh in 2001-2002. The details are given below:

	2001-2002	2002-2003
	(In lakh of rupees)	
Opening Cash Balance	(-)70,89.65	
Part I- Consolidated Fund-		
(a) Transaction of Revenue Account-		
(i) Receipt heads	1867,38.20	1880,06.64
(ii) Expenditure heads	1812,91.40	1960,71.67
(iii) Revenue Surplus (+)/Deficit(-)	(+)54,46.80	(-)80,65.03
(b) Transaction other than on Revenue Accounts-		
(i) Capital expenditure	586,82.47	451,20.66
(ii) Receipts from borrowings(Net)	254,18.77	96,67.52
(iii) Loans and Advances by the State Government (Net)	(-)5,81.82	(-)5,13.95
(iv) Transfer to Contingency Fund
Part I Consolidated Fund (Net)	(-)283,98.72	(-)440,32.12
Part II- Contingency Fund
Part III- Public Account (Net)	325,40.76	374,42.39
Closing Cash balance	(-)29,47.61	(-)95,37.31
Overall surplus(+)/ Deficit(-)	(+)41,42.04	(-)65,89.73

2. Receipts from the Government of India: The revenue receipts in 2002-2003 include Rs. 1597,34.25 lakh received from the Government of India against Rs. 1611,23.94 lakh received during the previous year. The details are as under :

	2001-2002	2002-2003
	(In lakh of rupees)	
(a) Share of net proceeds of-		
(i) Taxes on income other than Corporation Tax	36,43.31	20,07.06
(ii) Corporation Tax	54,81.00	59,80.07
(iii) Taxes on Wealth	17.00	10.00
(iv) Customs	58,56.00	63,09.00
(v) Union Excise Duties	77,41.00	97,02.00
(vi) Service Tax and Other Taxes and Duties on Commodities and Services	5,24.00	8,72.00
TOTAL	232,62.31	248,80.13
(b) Grants from the Central Government-		
(i) Grants under the Constitution (Distribution of Revenue) order and under Proviso to Article 275(1) of the Constitution	86,86.70	22,74.98
(ii) Other Grants (for details refer Major Head 1601 in Statement No.10)	1291,74.93	1325,79.14
TOTAL	1378,61.63	1348,54.12
GRAND TOTAL:	1611,23.94	1597,34.25

3. Taxation measures during the year: No new tax was introduced during the year.

STATEMENT NO. 1 – Contd.

EXPLANATORY NOTES- Contd.

4. Revenue Receipts :

The Revenue Receipts in 2002-2003(Rs. 1880.07 crore) were higher by Rs. 13.29 crore than that of 2001-2002 (Rs. 1867.38 crore). The increase was mainly under :

Major Head of Account	Actuals		Increase	Main Reasons
	2001-2002	2002-2003		
	(In lakh of rupees)			
(i) 0020 Corporation Taxes	54,81.00	59,80.07	4,99.07	(a)
(ii) 0028 Other Taxes on Income and Expenditure	11,59.52	12,59.50	99.98	(a)
(iii) 0029 Land Revenue	1,13.93	131.05	17.12	(a)
(iv) 0037 Customs	58,56.00	63,09.00	4,53.00	(a)
(v) 0038 Union Excise Duties	77,41.00	97,02.00	19,61.00	(a)
(vi) 0039 State Excise	22,03.13	28,21.27	6,18.14	(a)
(vii) 0040 Taxes on Sales, Trade etc.	105,79.60	126,97.10	21,17.50	(a)
(viii) 0041 Taxes on Vehicles	5,27.83	5,28.72	0.89	(a)
(ix) 0044 Service Tax	5,24.00	7,27.00	2.03	(a)
(x) 0047 Other Fiscal Services	0.11	0.56	0.45	(a)
(xi) 0049 Interest Receipts	3,57.88	5,82.52	2,24.64	(a)
(xii) 0056 Jails	12.69	13.00	0.31	(a)
(xiii) 0059 Public Works	1,31.38	1,40.91	9.53	(a)
(xiv) 0070 Other Administrative Services	1,01.75	1,16.27	14.52	(a)
(xv) 0075 Miscellaneous General Services	...	1.95	1.95	(a)
(xvi) 0210 Medical and Public Health	1,31.46	1,58.45	26.99	(a)
(xvii) 0220 Information and Publicity	5.39	6.35	0.96	(a)
(xviii) 0250 Other Social Services	16.15	8,40.42	8,24.27	(a)
(xix) 0405 Fisheries	33.22	42.59	9.37	(a)
(xx) 0701 Major and Medium Irrigation	1.73	13.97	12.24	(a)
(xxi) 0702 Minor Irrigation	3.85	9.53	5.68	(a)
(xxii) 0801 Power	46,20.34	59,67.99	13,47.65	(a)
(xxiii) 1452 Tourism	20.74	30.63	9.89	(a)
(xxiv) 1475 Other General Economic Services	29.10	31.41	2.31	(a)

(a) Reasons for increase/decrease in Revenue Receipts/Expenditure were called for from the State Government; the reply had not been received (September 2003).

STATEMENT NO. 1 – Contd.

EXPLANATORY NOTES- Contd.

The increase was partly counterbalanced by decrease, mainly under :-

	Major Head of Account	Actuals		Decrease	Main Reasons
		2001-2002	2002-2003		
				(In lakh of Rupees)	
(i)	0021 Taxes on Income Other than Corporation Tax	36,43.31	20,70.06	15,73.25	(a)
(ii)	0022 Taxes on Agricultural Income	13.55	0.85	12.70	(a)
(iii)	0030 Stamps and Registration Fees	9,60.69	7,81.02	1,79.67	(a)
(iv)	0032 Taxes on Wealth	17.00	10.00	7.00	(a)
(v)	0043 Taxes and Duties on Electricity	20.52	1.02	19.50	(a)
(vi)	0045 Other Taxes and Duties on Commodities and Services	2,71.00	2,61.14	9.86	(a)
(vii)	0051 Public Service Commission	3.02	0.54	2.48	(a)
(viii)	0055 Police	4,18.98	2,98.72	1,20.26	(a)
(ix)	0058 Stationery and Printing	1,18.31	68.66	49.65	(a)
(x)	0071 Contributions and Recoveries towards Pension and Other Retirement Benefits	20.96	20.31	0.65	(a)
(xi)	0202 Education, Sports, Art and Culture	4,34.94	1,09.62	3,25.32	(a)
(xii)	0215 Water Supply and Sanitation	6,05.41	87.54	5,17.87	(a)
(xiii)	0216 Housing	82.23	80.36	1.87	(a)
(xiv)	0217 Urban Development	28.66	1.29	27.37	(a)
(xv)	0230 Labour and Employment	10.06	9.12	0.94	(a)
(xvi)	0235 Social Security and Welfare	1,11.06	17.19	93.87	(a)
(xvii)	0401 Crop Husbandry	1,46.03	83.89	62.14	(a)
(xviii)	0403 Animal Husbandry	91.71	75.35	16.36	(a)
(xix)	0406 Forestry and Wild Life	4,53.05	4,08.55	44.50	(a)
(xx)	0408 Food Storage and Ware Housing	9.63	8.55	1.08	(a)
(xxi)	0425 Co-operation	9.58	6.43	3.15	(a)
(xxii)	0435 Other Agricultural Programmes	0.16	0.06	0.10	(a)
(xxiii)	0506 Land Reforms	2.22	2.04	0.18	(a)
(xxiv)	0515 Other Rural Development Programmes	13.48	11.64	1.84	(a)
(xxv)	0552 North Eastern Areas	10,69.90	1.00	10,68.90	(a)
(xxvi)	0851 Village and Small Industries	32.75	8.94	23.81	(a)
(xxvii)	0852 Industries	6,26.82	6,04.11	22.71	(a)
(xxviii)	1456 Civil Supplies	7.87	7.10	0.77	(a)
(xxix)	01601 Grants-in-Aid from Central Government	1378,61.63	1348,54.12	30,07.51	(a)

(a) Reasons for increase/decrease in Revenue Receipts/Expenditure were called for from the State Government; the reply had not been received (September 2003).

STATEMENT NO. 1 – Contd.

EXPLANATORY NOTES- Contd.

5. Expenditure on Revenue Account:

The increase of Rs 147.81 crore in expenditure on Revenue Account from Rs 18,12.91 crore in 20001-02 to Rs. 1960.72 crore in 2002-2003 was mainly under :

	Major Head of Account	Actuals		Increase	Main Reasons
		2001-2002	2002-2003		
		(In lakh of rupees)			
(i)	2011 Parliament/State/Union Territory Legislatures	4,09.35	4,21.84	12.49	(a)
(ii)	2014 Administration of Justice	10,85.96	11,45.41	59.45	(a)
(iii)	2015 Election	1,14.86	4,12.13	2,97.27	(a)
(iv)	2029 Land Revenue	8,54.79	9,32.30	77.50	(a)
(v)	2030 Stamps and Registration	1,00.91	1,01.30	0.39	(a)
(vi)	2040 Taxes on Sales, Trade etc.	1,71.68	2,05.19	33.51	(a)
(vii)	2045 Other Taxes and Duties on Commodities and Services	14.17	14.82	0.65	(a)
(viii)	2049 Interest Payments	253,22.49	290,73.36	37,50.87	(a)
(ix)	2052 Secretariat General Services	9,22.83	12,28.19	3,05.36	(a)
(x)	2055 Police	172,10.11	191,06.19	18,96.08	(a)
(xi)	2056 Jails	5,54.45	5,59.64	5.19	(a)
(xii)	2070 Other Administrative Services	18,94.22	20,77.06	1,82.84	(a)
(xiii)	2071 Pensions and Other Retirement Benefits	175,02.62	226,53.19	51,50.57	(a)
(xiv)	2202 General Education	405,66.36	441,74.89	36,08.53	(a)
(xv)	2205 Art and Culture	2,43.83	2,44.49	0.66	(a)
(xvi)	2211 Family Welfare	18,74.78	19,44.07	69.29	(a)
(xvii)	2215 Water Supply and Sanitation	11,22.94	13,74.94	2,52.00	(a)
(xviii)	2220 Information and Publicity	8,13.38	9,10.04	96.66	(a)
(xix)	2230 Labour and Employment	4,94.54	5,28.11	33.57	(a)
(xx)	2235 Social Security and Welfare	40,73.74	47,46.55	6,72.81	(a)
(xxi)	2245 Relief on Account of Natural Calamities	58.94	11,85.97	11,27.03	(a)
(xxii)	2401 Crop Husbandry	57,43.06	58,18.61	75.55	(a)
(xxiii)	2402 Soil and Water Conservation	6,17.38	6,45.44	28.06	(a)
(xxiv)	2403 Animal Husbandry	18,82.09	19,70.30	88.21	(a)
(xxv)	2404 Dairy Development	78.06	80.68	2.62	(a)
(xxvi)	2406 Forestry and Wild Life	23,85.87	25,97.91	2,12.04	(a)
(xxvii)	2407 Plantation	14.62	20.00	5.38	(a)
(xxviii)	2408 Food Storage and Warehousing	5,71.96	6,69.58	97.62	(a)
(xxix)	2415 Agricultural Research and Education	5.89	7.02	1.13	(a)
(xxx)	2501 Special Programmes for Rural Development	3,69.99	3,85.34	15.35	(a)
(xxxi)	2505 Rural Employment	2.53	4,39.05	4,36.52	(a)
(xxxii)	2506 Land Reforms	7,88.61	8,13.36	24.75	(a)
(xxxiii)	2702 Minor Irrigation	15,37.65	16,71.58	1,33.93	(a)
(xxxiv)	2810 Non-Conventional Sources of Energy	34.76	38.77	4.01	(a)
(xxxv)	2851 Village and Small Industries	16,53.59	18,99.55	2,45.96	(a)
(xxxvi)	2875 Other Industries	12.00	16.14	4.14	(a)
(xxxvii)	3054 Roads and Bridges	26,03.54	28,38.21	2,34.67	(a)
(xxxviii)	3055 Road Transport	27.21	32.48	5.27	(a)
(xxxvix)	3075 Other Transport Services	10.25	65.00	54.75	(a)
(xL)	3451 Secretariat Economic Services	1,26.61	1,34.14	7.53	(a)
(xLi)	3452 Tourism	1,03.18	1,30.83	27.65	(a)
(xLii)	3475 Other General Economic Services	97.21	1,07.45	10.24	(a)
(xLiii)	3604 Compensation and Assignments to Local Bodies and Panchayati Raj Institutions	25,64.60	42,07.70	16,43.10	(a)

(a) Reasons for increase/decrease in Revenue Receipts/Expenditure were called for from the State Government; the reply had not been received (September 2003).

STATEMENT NO. 1 – Concl'd.

EXPLANATORY NOTES- Concl'd.

The increase was partly counterbalanced by decrease, mainly under :

Major Head of Account		<u>Actuals</u>		<u>Decrease</u>	<u>Main Reasons</u>	
		2001-2002	2002-2003	In lakh of rupees)		
(i)	2012	President/Vice President/Governor Administrator of Union Territories	1,15.18	1,14.73	0.45	(a)
(ii)	2020	Collection of Taxes on Income and Expenditure	19.06	13.89	5.17	(a)
(iii)	2039	State Excise	56.66	50.39	6.27	(a)
(iv)	2041	Taxes on Vehicles	65.93	50.85	15.08	(a)
(v)	2047	Other Fiscal Services	81.67	78.97	2.70	(a)
(vi)	2051	Public Service Commission	1,06.23	1,05.56	0.67	(a)
(vii)	2053	District Administration	14,45.78	12,26.73	2,19.05	(a)
(viii)	2054	Treasury and Accounts Administration	1,93.76	1,85.98	7.78	(a)
(ix)	2058	Stationary and Printing	4,59.34	4,58.12	1.22	(a)
(x)	2059	Public Works	29,99.00	24,18.87	5,80.13	(a)
(xi)	2203	Technical Educaion	4,00.95	3,48.15	52.80	(a)
(xii)	2204	Sports and Youth Services	13,20.53	12,97.56	22.97	(a)
(xiii)	2210	Medical and Public Health	66,28.96	64,68.41	1,60.55	(a)
(xiv)	2216	Housing	2,43.40	2,02.16	41.24	(a)
(xv)	2217	Urban Development	9,41.48	1,88.99	7,52.49	(a)
(xvi)	2225	Welfare of Scheduled Castes, Scheduled Tribes and Other Backward Classes	70,40.72	67,70.06	2,70.66	(a)
(xvii)	2236	Nutrition	13,76.41	12,08.87	1,67.54	(a)
(xviii)	2252	Other Social Services	77.94	62.54	15.40	(a)
(xix)	2425	Co-operation	6,52.51	6,08.05	44.46	(a)
(xx)	2435	Other Agricultural Programmes	6.50	0.25	6.25	(a)
(xxi)	2515	Other Rural Development Programmes	57,44.18	56,78.75	65.43	(a)
(xxii)	2552	North Eastern Areas	40.01	3.17	36.84	(a)
(xxiii)	2711	Flood Control and Drainage	8,17.39	6,58.04	1,59.35	(a)
(xxiv)	2801	Power	113,86.50	80,49.97	33,36.53	(a)
(xxv)	3275	Other Communication Services	7,64.27	7,12.06	52.21	(a)
(xxvi)	3425	Other Scientific Research	49.81	46.39	3.42	(a)
(xxvii)	3454	Census Survey and Statistics	2,22.79	2,19.08	3.71	(a)

(a) Reasons for increase/decrease in Revenue Receipts/Expenditure were called for from the State Government; the reply had not been received (September 2003).

**STATEMENT NO. 2 - CAPITAL OUTLAY - PROGRESSIVE CAPITAL OUTLAY
TO THE END OF 2002-2003**

Nature of expenditure	Expenditure to the end of 2001-2002	Expenditure during 2002-2003 (In lakh of rupees)	Expenditure to the end of 2002-2003
A. Capital Account of General Services-			
4055 Capital Outlay on Police	44,87.85	11,82.87	56,70.72
4059 Capital Outlay on Public Works	78,76.50	13,64.47	92,40.97
4070 Capital Outlay on Other Administrative Services	61,24.09	17,80.23	79,04.32
Total- A Capital Account of General Services	1,84,88.44	43,27.57	2,28,16.01
B. Capital Account of Social Services-			
4202 Capital Outlay on Education , Sports, Art and Culture	82,70.94	24,58.41	1,07,29.35
4210 Capital Outlay on Medical and Public Health	54,75.45	11,93.76	66,69.22
4211 Capital Outlay on Family Welfare	4,08.39	2.14	4,10.54
4215 Capital Outlay on Water Supply and Sanitation	4,35,83.33	46,96.22	4,82,79.54
4216 Capital Outlay on Housing	3,38,58.82	59,70.22	3,98,29.04
4217 Capital Outlay on Urban Development	16,51.89	5,09.62	21,61.51
4220 Capital Outlay on Information and Publicity	...	10.00	10.00
4225 Capital Outlay on Welfare of Scheduled Castes, Scheduled Tribes and Other Backward Classes	21,64.58	18,78.65	40,43.22
4235 Capital Outlay on Social Security and Welfare	1,73.27	...	1,73.27
4236 Capital Outlay on Nutrition	1,32.04	...	1,32.04
4250 Capital Outlay on Other Social Services	1.24	4.59	5.83
Total-B-Capital Account of Social Services	9,57,19.95	1,67,23.61	1124,43.56
C. Capital Accounts of Economic Services			
(a) Capital account of Agriculture and Allied Activities			
4401 Capital Outlay on Crop Husbandry	4,70.73	3,16.69	7,87.42
4402 Capital Outlay on Soil and Water Conservant	3,19.41	1,84.00	5,03.41
4403 Capital Outlay on Animal Husbandry	4,03.40	4,07.16	8,10.57
4404 Capital Outlay on Dairy Development	1,96.20	...	1,96.20
4405 Capital Outlay on Fisheries	92.75	0.23	92.98
4406 Capital Outlay on Forestry and Wild Life	5,44.33	2,82.14	8,26.47
4407 Capital Outlay on Plantations	87.50	...	87.50
4408 Capital Outlay on Food Storage and Warehousing	31,86.74	(-)2,70.33	29,16.41
4415 Capital Outlay on Agricultural Research and Education	48.53	...	48.53
4425 Capital Outlay on Co-operation	38,77.42	8,50.78	47,28.19
4435 Capital Outlay on Other Agricultural Programmes	4,19.37	2,37.32	6,56.69
Total-(a)-Capital Account of Agriculture and Allied Activities	96,46.38	20,07.99	1,16,54.37
(b) Capital Account of Rural Development-			
4515 Capital Outlay on Other Rural Development Programmes	89,04.54	7,63.73	96,68.27
Total-(b)-Capital Account of Rural Development	89,04.54	7,63.73	96,68.27
(c) Capital Account of Special Areas Programme			
4552 Capital Outlay on North Eastern Areas	2,66,67.98	33,01.94	2,99,69.92
Total-(c) Capital Account of Special Areas Programme	2,66,67.98	33,01.94	2,99,69.92

STATEMENT NO. 2 - Contd.

Nature of expenditure		Expenditure to the end of 2001-2002	Expenditure during 2002-2003	Expenditure to the end of 2002-2003
(In lakh of rupees)				
C. Capital Accounts of Economic Services - Concl'd.				
(d) Capital Account of Irrigation and Flood Control				
4701	Capital Outlay on Major and Medium Irrigation	1,25,72.86	2,25.73	1,27,98.60
4702	Capital Outlay on Minor Irrigation	80,09.41	29,32.64	1,09,42.05
4705	Capital Outlay on Command Area Development	48.72	...	48.72
4711	Capital Outlay on Flood Control Projects	61,61.06	4,17.98	65,79.03
Total-(d) Capital Account of Irrigation and Flood Control		2,67,92.05	35,76.35	3,03,68.40
(e) Capital Account of Energy-				
4801	Capital Outlay on Power Projects	5,88,52.76	60,18.77	6,48,71.53
4810	Capital Outlay on Non-Conventional Sources of Energy	7,62.41	41.78	8,04.19
Total-(e)-Capital Account of Energy		5,96,15.17	60,60.55	6,56,75.72
(f) Capital Account of Industry and Minerals-				
4851	Capital Outlay on Village and Small Industries	4,23.76	...	4,23.76
4860	Capital Outlay on Consumer Industries	76,17.31	9,00.00	85,17.31
4875	Capital Outlay on Other Industries	8,97.50	1,67.00	10,64.50
4885	Capital Outlay on Industries and Minerals	11,33.00	80.00	12,13.00
Total-(f) Capital Account of Industry and Minerals		1,00,71.57	11,47.00	1,12,18.57
(g) Capital Account of Transport-				
5054	Capital Outlay on Roads and Bridges	5,64,01.41	56,70.19	6,20,71.60
5055	Capital Outlay on Road Transport	80,00.48	9,59.64	89,60.12
Total-(g)-Capital Account of Transport		6,44,01.89	66,29.83	7,10,31.72
(h) Capital Account of Communication				
5275	Capital Outlay on Other Communication Services	...	4.25	4.25
Total (h) Capital Account of Communication		...	4.25	4.25
(i) Capital Account of Science, Technology and Environment-				
5425	Capital Outlay on Other Scientific and Environ- mental Research	1,48.52	7.69	1,56.21
Total-(i)-Capital Account of Science, Technology and Environment		1,48.52	7.69	1,56.21
(j) Capital account of General Economic Services-				
5452	Capital Outlay on Tourism	60.68	1,26.80	1,87.48
5465	Investments in General Financial and Trading Institutions	47,64.12	4,43.35	52,07.47
Total-(j) Capital Account of General Economic Services		48,24.80	5,70.15	53,94.95
Total-C-Capital Account of Economic Services		2110,72.90	2,40,69.48	2351,42.38
GRAND TOTAL		3252,81.29	4,51,20.66	3704,01.95

STATEMENT NO. 2 - Concl'd.

EXPLANATORY NOTES

During 2002-2003, the Government invested Rs.26,12.83 lakh in various concerns as under:

Sl.No.	Name of the concern	Amount (in lakh of rupees)
I.	Statutory Corporation-	
	Tripura Road Transport Corporation, Agartala	9,59.64
II.	Govt. Companies	
(i)	Tripura Handloom and Handicrafts Development Corporation Limited, Agartala	2,03.35
(ii)	Tripura Forest Development and Plantation Corporation Ltd.	20.00
(iii)	Tripura Small Industries Corporation Ltd	2,20.00
(iv)	Tripura Jute Mills Limited, Agartala	7,50.00
(v)	Tripura Tea Development Corporation Limited, Agartala	1,50.00
(vi)	Tripura Industrial Development corporation Limited , Agartala	80.00
III	Co-operative Banks, Societies etc.	
(i)	Multipurpose Rural Co-operative	43.35
(ii)	Credit Co-operative	62.54
(iii)	Other Co-operatives	1,23.95
	TOTAL:	26,12.83

The total investments of the Government in share capital of different concerns at the end of 2001-02 and 2002-03 were Rs.260,13.71 lakh and Rs.286,26.54 lakh respectively as shown below. During 2002-03, no dividend was received.

	2001-2002		2002-2003	
	Number of Concern(s)	Amount (in lakh of rupees)	Number of concern(s)	Amount (in lakh of rupees)
(i) Statutory Corporations	2	80,57.98	2	90,17.62
(ii) Government Companies	9	133,15.19	9	1,47,38.54
(iii) Bank	1	4,24.11	1	4,24.11
(iv) Co-operatives	676	42,16.43	676	44,46.27
TOTAL:	688	260,13.71	688	286,26.54*

*Differs with Statement No. 13 ; the difference is under re-conciliation.

STATEMENT NO. 3
DEBT POSITION
(i) Statement of Borrowings

Nature of Borrowings	Balance on 1st April 2002	Receipt during the year	Repayment during the year	Balance on 31st March 2003	Net Increase (+) Decrease (-)
E. Public Debt (In lakh of rupees)					
1. Internal Debt of the State Government-					
(i) Market Loans bearing Interest	469,91.09	121,45.37	8,89.65	582,46.81	+112,55.72(a)
(ii) Market Loans not bearing Interest	22.57	22.57	...
(iii) Loans from the Life Insurance Corporation of India	228,81.21	...	10,59.23	218,21.98	-10,59.23
(iv) Loans from General Insurance Corporation of India	68.27	59,91.22	7.33	60,52.16	+59,83.89
(v) Loans from the National Bank for Agricultural and Rural Development	(-)1,93.42	9,85.76	8.40	7,83.94	+9,77.36
(vi) Loans from National Co-operative Development Corporation	1,14.87	0.30	51.73	63.44	-51.43
(vii) Loans from other Institutions	60,82.31	11,69.84	5,55.21	66,96.94	+6,14.63(a)
(viii) Ways and Means Advances from the Reserve Bank of India	76,29.00	128,82.00	205,11.00	...	-76,29.00
(ix) Other Loan	5,32.81	5,32.81	...
2. Loans and Advances from the Central Government.	733,82.94	84,84.05	89,08.47	729,58.52	-4,24.42
TOTAL-Public Debt	1575,11.65	416,58.54	319,91.02	1671,79.17	+96,67.52
I Small Savings, Provident Fund Etc	1064,17.55	567,22.75	224,97.53	1406,42.77	+342,25.22
TOTAL -DEBT	2639,29.20	983,81.29	544,88.55	3078,21.94	+438,92.74

EXPLANATORY NOTES

1. **Total Debt:** The indebtedness of the State Government increased by Rs.438,92.74 lakh from Rs.2639,29.20 lakh on 1st April 2002 to Rs.3078,21.94 lakh on 31st March 2003.

2. **Market loans bearing interest:** These are long-term loans (which have a currency of more than 12 months) raised in the open market. During the year, the Government floated loan of Rs. 121,45.37 lakh (7.80 percent Tripura State Development Loan – 2012 I&II ,6.80 percent Tripura State Development Loan – 2012, 6.95 percent and 6.75 percent Tripura State Development Loan – 2013)

3. **Market loans not bearing interest:** These are unclaimed balance of matured loan which have been notified for discharge and have ceased to bear interest from the due date of discharge.

4. **Loans from autonomous bodies:** This category of borrowings embraces loans obtained by the Government from various autonomous bodies, such as the Life Insurance Corporation of India, General Insurance Corporation of India, National Insurance Corporation of India, National Bank for Agricultural and Rural Development, National Co-operative Development Corporation and Rural Electrification Corporation. The Government received Rs.81,47.12 lakh as loan from these bodies during 2002-2003

No act under Article 293 of the Constitution of India has been passed by the Legislature of the State laying down the limits within which the Government may borrow on the Security of the consolidated fund of the State.

(a) Differs from the figure of Statement No.16 due to rounding.

STATEMENT NO.3 - Concl'd.

5. **Short Term borrowings:** This class of debt comprises borrowings of purely temporary character repayable within twelve months such as ways and means advances obtained from the Reserve Bank of India to cover shortfalls in the minimum cash balance with the Bank. The balance of ways and means advances at the beginning of the year was Rs.76,29.00 lakh.

6. **Loans and Advances from the Central Government:** Borrowings from the Government of India increased by Rs.4,24.42 lakh from Rs. 733.82.94 lakh on 1st April 2002 to Rs.729,58.52 lakh on 31st March 2003. These constitute the largest component (23.70 percent) of the State Government total debt of Rs..3078,23.49 lakh on the 31st March 2003.

7. **Small Savings, Provident Funds, etc.:** This head comprises the provident fund balances of the Government servants. A more detailed account of various types of borrowings is given in Statement Nos. 16.

(ii) OTHER OBLIGATIONS

In addition to the above, the balances at the credit of certain deposits, to the extent to which they have not been invested but are merged with general cash balance of the Government, also constitute the liability of the State Government. The amount of such liability at the end of March 2003 was Rs. 74,17.03 lakh as shown below. Further details are given in Statement No.15.

Nature of obligations	Balance on 1st April 2002	Receipts during the year	Repayment during the year (In lakh of rupees)	Balance on 31st March 2003	Net Increase(+) or Decrease(-)
Non-interest bearing obligations, such as civil deposits, deposits of Local Funds	52,78.42	182,85.38	161,46.77	74,17.04	+21,38.62

(iii) SERVICE OF DEBT

(a) **Interest on debt and other obligations :** The outstanding gross debt and other obligations and the net amount of interest charges met from revenue during 2001-2002 and 2002-2003 are as shown below :

	2001-2002	2002-2003	Net Increase(+) or Decrease(-)
	(In lakh of rupees)		
Gross Debt and other Obligations outstanding at the end of the year	2692,07.61	3155,86.87	+463,79.26
Interest paid by Government on debt and other obligations	253,22.49	290,73.36	+37,50.87
Deduct			
(a)Interest received on loans and Advances given by the Government	37.31	32.61	-4.70
(b)Interest realised on Investment of Cash Balance	3,20.56	5,49.91	+2,29.35
Net amount of interest charges	249,64.62	284,90.84	+35,26.22
Percentage of Gross Interest to total revenue receipts	13.56	15.46	+1.90
Percentage of net interest to total revenue receipts	13.37	15.15	+1.78

STATEMENT NO. 4-LOANS AND ADVANCES BY THE STATE GOVERNMENT

(i) Statement of Loans and Advances

Sl. No.	Category of Loans and Advances	Balance outstanding on 1st April 2002	Paid during the year	Recovered during the year	Balance outstanding during the year	Net Increase(+) Decrease(-) on 31st March 2003
(In lakh of rupees)						
1.	Loans for Social Services-					
(i)	Education, Sports, Art and Culture	0.80	0.80	...
(ii)	Water Supply, Sanitation, Housing and Urban Development	9,63.08	...	16.44	9,46.64	(-)16.44
(iii)	Social Welfare and Nutrition	10,21.45	3.18	3.18	10,21.45	...
(iv)	Others	23.90	23.90	...
	Total-1-Loans for Social Services	20,09.23	3.18	19.62	19,92.79	(-)16.44
2.	Loans for Economic Services-					
(i)	Agriculture and Allied Activities	10,67.39	15.79	5.27	10,77.91	(+)10.52
(ii)	Other Rural Development	39.72	39.72	...
(iii)	Industries and Minerals	3,61.35	...	5.00	3,56.35	(-)5.00
(iv)	Transport	15.00	15.00	...
(v)	General Economic Services	0.04	...	0.04	...	(-)0.04
	Total-2-Loans for Economic Services	14,83.50	15.79	10.31	14,88.98	(+)5.48
3.	Loans to Government Servants	22,26.07	8,04.67	2,79.75	27,50.99	(+)5,24.92
4.	Loans for Miscellaneous Purposes	31.03	...	0.01	31.02	(-)0.01
	Total-F-Loans and Advances	57,49.83	8,23.64	3,09.69	62,63.78	5,13.95

A more detailed account is given in Statement No.17.

(ii) Recoveries in arrears

Detailed account of certain classes of loans and advances is maintained by the Accountant General (Accounts & Entitlement) while that of others is maintained by the officers of the State Government.

Loans of which the detailed accounts are maintained by the Departmental Officers: Every departmental officer maintaining detailed account of loans is required to furnish to Accounts Office each year details of arrears (as on 31st March) in recovery of loans and interest thereon. Information about arrears as on 31st March 2003 had not been received.

**STATEMENT NO. 5 - GUARANTEES GIVEN BY THE GOVERNMENT FOR REPAYMENT
OF LOANS, ETC., RAISED BY STATUTORY CORPORATIONS,
LOCAL BODIES AND OTHER INSTITUTIONS**

Guarantees have been given by the Government for due discharge of certain liabilities like loans raised by Statutory Corporations, Co-operative Institutions, Local Bodies, etc. These guarantees constitute contingent liabilities on the State revenues.

2. The Government does not levy any fee or charge to cover the risk in the guarantee nor has it set apart any funds for meeting the liabilities which may arise on invocation of the guarantee.

3. No act under Article 293 of the Constitution has been passed by the State Legislature laying down the limits within which Government may give guarantee on the security of the consolidated fund of the State.

4. The maximum amount guaranteed up to 31st March 2003 was Rs. 6629.56 lakh (a) against which the amount outstanding on that date was Rs. 2410.86 lakh as principal and Rs. 88.99 lakh as interest. Particulars of guarantees given by the Government and Outstanding on the 31st March 2003 are shown below:

Serial No.	Body on whose behalf guarantee has been given and brief nature of guarantee	Maximum amount guaranteed	Sum guaranteed outstanding on 31st March 2003	
			Principal	Interest
(In lakh of rupees)				
I. Government Companies-				
(i)	Tripura Forest Development and Plantation Corporation Limited for Development of Rubber Plantation.	132.35	132.35	85.52
(ii)	Tripura Handloom & Handicrafts Development Corporation Ltd. for cash credit	50.00	50.00	Nil
	Total:	182.35	182.35	85.52
II Co-operative Institutions and Banks-				
(i)	Tripura State Co-operative Bank Limited Guarantee for :-			
(a)	refinance from NABARD in respect of ST(SAO) Loan	250.00	Nil	Nil
(b)	Block guarantee given for refinance from NABARD for availing loan(MT)	1250.00	307.28	3.47
(c)	Block guarantee given for long term loan under World Bank Aided Rubber Project	600.00	Nil	Nil
(ii)	Tripura Co-operative Agricultural and Rural Development Bank Limited for availing NABARD loan for floatation of debenture for a block period of three years i.e, from 2001-02 to 2003-04.	1000.00	575.47	Nil
(iii)	Tripura Scheduled Castes Co-operative Development Corporation Limited for:			
	(a) raising loan from NSFDC	740.78	355.62	Nil
	(b) block guarantee provided for raising loan from NSKFDC for rehabilitation of Safai Karmacharies	160.00	135.09	Nil

(a) The maximum amount of guarantee come down by Rs. 151,94.13 lakh during the year 2002-2003 as compared with the last year i.e, 2001-2002, the reason for which was stated to be due to number of guaranteed loans (off budget borrowings) availed by Co-orporations, Local Bodies, P.S.U.s were settled with the concerned financial institutions under negotiation.

STATEMENT NO.5 - Concl'd.

Serial No.	Body on whose behalf guarantee has been given and brief nature of guarantee	Maximum amount guaranteed	Sum guaranteed outstanding on 31st March 2003	
			Principal (In lakh of rupees)	Interest
(iv)	Tripura OBC Co-operative Development Corporation for borrowing loan from NBCFDC, New Delhi	600.00	273.78	Nil
(v)	Tripura Minorities Co-operative Development Corporation for borrowing loan from NMFDC	270.00	97.56	Nil
(vi)	Fishermen Co-operative societies of Tripura (11 Nos) for borrowing loan in the year 1989-90.	24.71	13.61	Nil
(vii)	Tripura Scheduled Tribe Co-operative Development Corporation for raising loan from National SC/ST Corporation.	502.75	68.26	Nil
	Total:	5398.24	1826.67	3.47
III Municipality and Notified Area-				
(i)	Agartala Municipal Council:-			
(a)	Guarantee provided for raising loan from L.I.C. for augmentation of Agartala Water supply Scheme.	42.00	11.36	Nil
(b)	Guarantee given for raising loan for giving HBA to Municipal Employees.	87.15	Nil	Nil
(ii)	Notified Area Authorities-			
(a)	Sonamura Nagar Panchayat:-			
(i)	for raising loan from LIC for water supply	30.00	14.18	Nil
(ii)	for raising loan HUDCO for 2-MHP	110.80	78.87	Nil
(b)	Khowai Nagar Panchayat for raising HUDCO loan for 2-MHP	110.80	27.70	Nil
(c)	Telimura Nagar Panchayat			
(i)	for raising HUDCO loan for 2-MHP	110.80	7.87	Nil
(ii)	for raising HUDCO loan for SHAHU-NRY	4.08	3.11	Nil
(d)	Ranir Bazar Nagar Panchayat for raising HUDCO loan for 2-MHP	66.54	Nil	Nil
(e)	Udaipur Nagar Panchayat:			
(i)	for raising loan from L.I.C. for water supply scheme	12.00	4.51	Nil
(ii)	for raising HUDCO loan for 2-MHP	110.80	51.23	Nil
(f)	Sabroom Nagar Panchayat for raising HUDCO loan for 2-MHP	61.00	58.80	Nil
(g)	Dharmanagar Nagar Panchayat:			
(i)	for raising LIC loan for water supply scheme	30.00	15.01	Nil
(ii)	for raising HUDCO loan for 2-MHP	253.00	119.95	Nil
(h)	Kailashahar Nagar Panchayat for raising LIC loan for water supply scheme	20.00	9.25	Nil
	Total:	1048.97	401.84	Nil
	GRAND TOTAL:	6629.56	2410.86	88.99

STATEMENT NO. 6 - CASH BALANCES AND INVESTMENT OF CASH BALANCES

	As on 1st April 2002	As on 31st March 2003
(In lakh of rupees)		
(a) General Cash Balances-		
(1) Cash in Treasuries	0.01	0.01
(2) Deposit with Reserve Bank	(-)29,47.62	(-)95,37.32*
(3) Investment held in the "Cash Balance" Investment Account	1,39,08.50	92,18.50
Total - (a)	1,09,60.89	(-)3,18.81
(b) Other Cash Balances and Investments-		
(i) Cash with Departmental Officers Forest and Public Works Officers etc.	61.29	2,93.07
(ii) Permanent Advances with depart- mental Officers for contingent expenditure	19.00	19.32
Total-(b)	80.29	3,12.39
Total-(a) and (b)	1,10,41.18	(-)6.42

EXPLANATORY NOTES

Under an agreement with the Reserve Bank of India, the State Government has to maintain a minimum cash balance of Rs.10,00,000 with the Bank on all days. The Bank makes ways and means advances when the cash balance falls short of the minimum balances.

Prior to 1st August 1996, the State Government could draw Rs.8.40 crore as ordinary ways and means advances and Rs.3.20 crore as special ways and means advances. Under new agreement executed with the Reserve Bank of India on 1st August 1996, the limit for normal ways and means advances has been increased from Rs.8.40 crore to Rs.16.80 crore and the special ways and means advances from Rs.3.20 crore to Rs.6.40 crore.

The extent to which the Government maintained the minimum balance with the Bank during 2002-2003 is given below:

(i) Number of days on which the minimum balance was maintained without obtaining any advance :	338
(ii) Number of days on which the minimum balance was maintained by obtaining ways and means advances (No special ways and means advance obtained):	27
(iii) Number of days on which there was shortfall in the minimum balance after taking the above advance but there was no minus balance:	Nil
(iv) Number of days on which over drafts were taken:	Nil

The rate of interest applicable to ways and means advances, shortfall and overdraft of Tripura Government, if any, will be applied as follows from the 01.04.2001 :

	Upto 22 nd October 2001	From 23 rd October 2001
1. WAYS AND MEANS ADVANCES:	7%	6.5%
2. SHORTFALL :	7%	6.5%
3. OVERDRAFT:	9%	8.5%
4.(a) Discount rate for 14 days Treasury Bills	4%	5.5%
(b) Rediscounting of 14 days Treasury Bills	4.5%	6.00%

During the year 2002-2003, the Government obtained Rs 128.82 crore ordinary ways and means advances and repaid Rs. 205.11 crore leaving outstanding Rs. NIL crore at the end of the year. Interest of Rs. 33.68 lakh was paid on ways and means advances.

To make up the deficiency in the cash balance the holdings of the Government of India Treasury Bills were rediscounted on 179 days during the year.

* Please see footnote at page 117.

**STATEMENT NO.7 - SUMMARY OF BALANCES UNDER CONSOLIDATED FUND,
CONTINGENCY FUND AND PUBLIC ACCOUNT.**

The following is a summary of balances on 31st March 2003:-

<u>Debit Balance</u>	<u>Sector of the General Account</u>	<u>Name of the Account</u>	<u>Credit Balance</u>
Rs.			Rs.
3074,60,25,443	A to D	Consolidated Fund- Government Account	
	E	Public Debt	1671,79,16,842
62,63,78,386	F	Loans and Advances- Contingency Fund-	 10,00,00,000
		Contingency Fund Public Account-	
	I	Small Savings, Provi- dent Funds, etc.	
		(a) National Small Savings Fund	429,83,98,079
		(b) Provident Funds	959,43,69,428
		(c) Other Accounts	17,15,08,567
24,96,89,359	J	(b) Reserve Fund not bearing interest	
	K	Deposits and Advances-	
		(b) Deposit not bearing Interest	74,17,04,039
1,31,06,066		(c) Advances	
	L	Suspense and Misce- llaneous	
16,22,68,130		(b) Suspense	
94,57,28,265		(c) Other Accounts	
	M	Remittances-	
		(a) Money Orders and other remittances	16,89,44,484
33,76,462		(b) Inter-Government Adjustment Accounts	
(-) 95,37,30,672	N	*Cash Balance (Closing)	
3179,28,41,439		Total	3179,28,41,439

EXPLANATORY NOTES

(1) The significance of the head "Government Account" is explained in note 3 below. The other headings in the summary taken into account the balances under all account heads in the Government books where Government has a claim to recover the amount paid and also heads of account opened in the books for adjustment of remittance transactions. It must be understood that these balances are not a complete record of the financial position of the Government of Tripura as these do not take into account all the physical assets of the State, such as lands, buildings, communications, etc., nor any accrued dues or outstanding liabilities which are not brought to account under the cash basis of accounting followed by Government.

(* Please see foot note at page 117.

STATEMENT NO. 7 - Concl'd.

(2) A summary of receipts, disbursements and balances under heads of account relating to Debt, Contingency Fund and Public Account is given in Statement No. 15.

In a number of cases(Statement No.15) there are unreconciled differences in closing balances as shown in that statement and those shown in the separate registers or other records maintained in the Accounts Office/Departmental Offices for the purpose. Steps are being taken to settle the differences as soon as possible.

The balances are communicated to the offices concerned every year for acceptance thereof. In a large number of cases such acceptances have not been received. In the following cases the acceptance of balances have been delayed. In many cases the delay extends over several years. The position of non-receipt of acceptance is also brought to the notice of the Government.

Heads of Account	Number of acceptances awaited	Year from which acceptances are awaited	Amount outstanding in respect of those items as on 31st March 2003 (in lakh of rupees)
6216-Loans for Housing	264	1980-2002	9,46.64
6245-Loans for Relief on account of natural Calamities	01	1980-2002	10.53
6250-Loans for Other Social Services	NA	1980-2002	13.37
6401-Loans for Crop Husbandry	06	1979-2002	28.30
7610-Loans to Government Servants , etc.	5231	1980-2002	27,50.99

3. **Government Account:** Under the system of book-keeping followed in the Government Accounts, the amounts booked under revenue, capital and other transactions of Government, the balances of which are not carried forward from year to year in the accounts, are closed to single head called "Government Account". The balance under this head represents the cumulative result of all such transactions so that after adding thereto the balances under Public Debt, Loans and Advances, Small Savings, Provident Funds, etc., Reserve Funds, Deposits and Advances, Suspense and Miscellaneous (Other than Miscellaneous Government Account), Remittances and Contingency Fund, the closing cash balance at the end of the year may be worked out and probed. The Government Account for 2002-2003 given below will show how the net amount at the end of the year has been arrived at :

Dr. Rs.	Details	Cr. Rs.
2542,74,57,633	A-Balance at the Debit of the Government Account on 1st April 2002	
	B-Revenue Receipts	1880,06,64,381
1960,71,66,659	C-Expenditure (Revenue Account)	...
451,20,65,532	D-Expenditure (Capital Account)	...
	E-Balance at the Debit of the Government Account on 31st March 2003	3074,60,25,443
4954,66,89,824	Total	4954,66,89,824

NA = Not Available.

PART-II

**DETAILED ACCOUNTS AND
OTHER STATEMENTS**

SECTION-A
REVENUE AND EXPENDITURE

STATEMENT NO.8 - STATEMENT OF REVENUE AND EXPENDITURE UNDER DIFFERENT HEADS EXPRESSED AS A PERCENTAGE OF TOTAL REVENUE/TOTAL EXPENDITURE

Heads	Amount (In lakh of rupees)	Percentage of total revenue	Percentage of total expenditure
REVENUE-			
(A) Tax Revenue -			
(i) Taxes on Income and Expenditure-			
Corporation Tax	59,80.07	3.18	3.05
Taxes on Income Other than Corporation Tax	20,70.06	1.10	1.06
Taxes on Agricultural Income	0.85
Other Taxes on Income and Expenditure	12,59.50	0.67	0.64
(ii) Taxes on Property and Capital Transactions-			
Land Revenue	1,31.05	0.07	0.07
Stamps and Registration Fees	7,81.02	0.41	0.40
Taxes on Wealth	10.00	0.01	...
(iii) Taxes on Commodities and Services -			
Customs	63,09.00	3.36	3.22
Union Excise Duties	97,02.00	5.16	4.95
State Excise	28,21.27	1.50	1.44
Taxes on Sales, Trade etc.	126,97.10	6.75	6.47
Taxes on Vehicles	5,28.72	0.28	0.27
Taxes and Duties on Electricity	1.02
Service Tax	7,27.00	0.39	0.37
Other Taxes and Duties on Commodities and Services	2,61.14	0.14	0.13
Total-A. Tax Revenue	432,79.80	23.02	22.07
(B) Non-Tax Revenue -			
(i) Fiscal Services	0.56
(ii) Interest Receipts, Dividends and Profits	5,82.52	0.31	0.30
(iii) Administrative General Services	6,38.10	0.34	0.33
(iv) Pensions and Miscellaneous General Services	22.26	0.01	0.01
(v) Social Services	13,13.00	0.70	0.67
(vi) Economic Services-			
Agriculture and Allied Activities	6,27.92	0.33	0.32
Rural Development	13.68	...	0.01..
Irrigation and Flood Control	23.50	0.01	0.01
Special Areas Programmes	1.00
Energy	59,67.99	3.18	3.04
Industry and Minerals	6,13.05	0.33	0.31
Tourism	30.63	0.02	0.02
Civil Supplies	7.10
Other General Economic Services	31.41	0.02	0.02
Total-B.Non-Tax Revenue	98,72.72	5.25	5.04
Total -C. Grants-in-aid contributions	1348,54.12	71.73	68.78
Grand Total-Revenue	1880,06.64	1,00.00	95.89

Statement No. 8 - Concl'd.

Heads	Amount (In lakh of rupees)	Percentage of total revenue	Percentage of total expenditure
Expenditure-			
Fiscal Services-			
(i) Collection of Taxes on Income and expenditure	13.89	...	
(ii) Collection of Taxes on Property and Capital Transactions-			
Land Revenue	9,32.30	0.50	0.48
Stamps and Registration	1,01.30	0.05	0.05
(iii) Collection of Taxes on Commodities and Services-			
State Excise	50.39	0.02	0.03
Taxes on Sales, Trade etc.	2,05.19	0.11	0.10
Taxes on Vehicles	50.85	0.03	0.03
Other Taxes and Duties on Commodities and Services	14.82	0.01	0.01.
(iv) Other Fiscal Services	78.97	0.04	0.04
Total-Fiscal Services	14,47.71	0.77	0.74
Interest payments and Servicing of Debt	290,73.36	15.46	14.83
Organs of State	21,31.39	1.13	1.09
Administrative Services	273,66.34	14.55	13.96
Pension and Misc. General Services	226,54.23	12.05	11.55
Social Services	716,55.80	38.11	36.55
Economic Services-			
Agriculture and Allied Activities	134,76.37	7.17	6.87
Rural Development	73,16.50	3.89	3.73
Special Areas Programmes	3.17
Irrigation and Flood Control	23,29.62	1.24	1.19
Energy	80,88.74	4.30	4.12
Industry and Minerals	19,15.69	1.02	0.98
Transport	29,35.69	1.56	1.50
Communications	7,12.06	0.38	0.36
Science, Technology and Environment	46.39	0.02	0.02
General Economic Services	7,10.92	0.38	0.36
Grants-in-aid and Contributions	42,07.70	2.24	2.15
Grand Total-Expenditure(Revenue Account)	1960,71.67	1,04.28	100.00

**STATEMENT NO.9 - STATEMENT SHOWING THE DISTRIBUTION BETWEEN CHARGED
AND VOTED EXPENDITURE**

Particulars	Actuals for 2002-2003		
	Charged Rs.	Voted Rs.	Total Rs.
Expenditure Heads (Revenue Account)	296,10,45,667	1664,61,20,992	1960,71,66,659
Expenditure Heads (Capital Account)	...	451,20,65,532	451,20,65,532
Disbursement under Public Debt, Loans and Advances (a)	319,91,02,374	8,23,63,348	328,14,65,722
Transfer to Contingency Fund
Total -	616,01,48,041	2124,05,49,872	2740,06,97,913

(a) The figures have been arrived at as follows :-

E-Public Debt -

Internal Debt of the State Government	230,82,55,586	...	230,82,55,586
Loans and Advances from the Central Government	89,08,46,788	...	89,08,46,788

F-Loans and Advances

...	...	8,23,63,348	8,23,63,348
Total -	319,91,02,374	8,23,63,348	328,14,65,722

STATEMENT NO. 10 - DETAILED ACCOUNT OF REVENUE BY MINOR HEADS

Receipt Heads (Revenue Account)	Actuals for 2002-03 Rs.
A. Tax Revenue	
(a) Taxes on Income and Expenditure	
0020 Corporation Tax	
800 Other receipts	7,156
902 Share of net proceeds assigned to states	59,80,00,000
Total 0020	59,80,07,156
0021 Taxes on Income other than Corporation Tax	
800 Other receipts	15,06,427
901 Share of net proceeds assigned to States	20,55,00,000
Total 0021	20,70,06,427
0022 Taxes on Agricultural Income	
800 Other receipts	85,000
Total 0022	85,000
0028 Other Taxes on Income and Expenditure	
107 Taxes on Professions, Trades, Callings and Employment	12,16,49,877
901 Share of net proceeds assigned to States	43,00,000
Total 0028	12,59,49,877
Total-(a) Taxes on Income and Expenditure	93,10,48,460
(b) Taxes on Property and Capital Transactions	
0029 Land Revenue	
101 Land Revenue/Tax	20,60,629
103 Rates and Cesses on Land	3,663
106 Receipts on account of Survey and Settlement Operations	2,54,951
107 Sale proceeds of Waste Lands and redemption of Land Tax	1,45,034
800 Other Receipts	1,06,40,616
Total 0029	1,31,04,893

STATEMENT NO. 10 - Contd.

Heads		Actuals for 2002-03
Receipts Heads(Revenue Account)- Contd.		
A. Tax Revenue- Contd.		
(b) Taxes on Property and Capital Transactions		
0030	Stamps and Registration Fees	
01	Stamps – Judicial	12,47,512
101	Court Fees realized in stamps	9,01,624
102	Sale of Stamps	36,46,893
800	Other Receipts	1,31,53,804
Total	01	1,89,49,833
02	Stamps -Non-Judicial	
102	Sale of Stamps	1,95,84,096
800	Other Receipts	1,36,64,575
Total	02	3,32,48,671
03	Registration Fees	
104	Fees for registering documents	1,55,61,094
800	Other Receipts	1,03,42,635
Total	03	2,59,03,729
Total	0030	7,81,02,233
0032	Taxes on Wealth	
901	Share of net proceeds assigned to States	10,00,000
Total	0032	10,00,000
Total-(b) Taxes on Property and Capital Transactions		9,22,07,126
(c) Taxes on Commodities and Services		
0037	Customs	
901	Share of net proceeds assigned to states	63,09,00,000
Total	0037	63,09,00,000
0038	Union Excise Duties	
01	Shareable Duties	
901	Share of net proceeds assigned to States	97,02,00,000
Total	0038	97,02,00,000

STATEMENT NO. 10 - Contd.

Heads Receipts Heads(Revenue Account)- Contd.		Actuals for 2002-03 Rs.
A.	Tax Revenue - Contd.	
	(c) Taxes on Commodities and Services -contd.	
0039	State Excise	
101	Country Spirits	1,52,45,573
107	Medicinal and toilet preparations containing alcohol, opium etc.	1,94,16,475
800	Other Receipts	24,74,65,203
	Total 0039	28,21,27,251
0040	Tax on Sales, Trade etc.	
101	Receipts under Central Sales Tax Act	10,32,42,306
102	Receipts under State Sales Tax Act	42,47,21,185
104	Surcharge on Sales Tax	4,10,81,245
107	Receipts of Turnover Tax	7,49,32,639
800	Other Receipts	62,57,32,892
	Total 0040	1,26,97,10,267
0041	Taxes on Vehicles	
101	Receipts under the Indian Motor Vehicles Act	50,961
102	Receipts under the State Motor Vehicles Taxation Acts	20,80,993
800	Other Receipts	5,07,39,601
	Total 0041	5,28,71,555
0043	Taxes and Duties on Electricity	
800	Other Receipts	1,02,012
	Total 0043	1,02,012
0044	Service Tax	
901	Share of net proceeds assigned to States	7,27,00,000
	Total 0044	
	7,27,00,000	

STATEMENT NO. 10 - Contd.

Heads Receipts Heads(Revenue Account)- Contd.	Actuals for 2002-03 Rs.
A. Tax Revenue - Concl'd.	
(c) Taxes on Commodities and Services -concl'd.	
0045 Other Taxes and Duties on Commodities and Services	
101 Entertainment Tax	17,95,216
102 Betting Tax	9,42,279
105 Luxury Tax	10,30,659
800 Other Receipts	78,45,469
901 Share of net proceeds assigned to States	1,45,00,000
Total 0045	2,61,13,623
Total-(c) Taxes on Commodities and Services	3,30,47,24,708
TOTAL -A. TAX REVENUE	432,79,80,294
B. Non-Tax Revenue	
(a) Fiscal Services	
0047 Other Fiscal Services	
800 Other Receipts	56,423
Total 0047	56,423
Total (a) Fiscal Services	56,423
(b) Interest Receipts, Dividends & Profits.	
0049 Interest Receipts	
04 Interest Receipts of State / Union Territory Governments	
110 Interest realised on investment of Cash balances	5,49,91,250
800 Other Receipts	32,60,374
Total 04	5,82,51,624
Total 0049	5,82,51,624
0050 Dividends and Profits	
101 Dividends from Public Undertakings	450
Total 0050	450
Total-(b)-Interest Receipts, Dividends and Profits	5,82,52,074

STATEMENT NO. 10 - Contd.

Receipts Heads(Revenue Account)- Contd.		Actuals for 2002-03 Rs.
B. Non-Tax Revenue - Contd.		
(c) Other Non-Tax Revenue		
(i) General Services		
0051 Public Service Commission		
102	State Public Service Commission Examination Fees	48,533
800-	Other Receipts	5,791
Total 0051		54,324
0055 Police		
800	Other Receipts	2,98,72,059
Total 0055		2,98,72,059
0056 Jails		
800	Other Receipts	12,99,910
Total 0056		12,99,910
0058 Stationery and Printing		
101	Stationery and receipts.	50,628
102	Sale of Gazettes etc.	1,01,453
800	Other Receipts	67,14,030
Total 0058		68,66,111
0059 Public Works		
01	Office Buildings.	
800	Other Receipts	2,03,633
Total 01		2,03,633
80 General		
011	Rents	3,24,314
102	Hire charges of Machinery and Equipment	8,28,015
800	Other Receipts	1,27,35,291
Total 80		1,38,87,620
Total 0059		1,40,91,253

STATEMENT NO. 10 - Contd.

Receipts Heads(Revenue Account)- Contd.		Actuals for 2002-03 Rs.
B. Non-Tax Revenue - Contd.		
(c) Other Non-Tax Revenue- contd.		
(i) General Services- Concltd.		
0070	Other Administrative Services-	
01	Administration of Justice	
	102 Fines and Forfeitures	11,283
	800 Other Receipts	3,55,899
	Total 01	3,67,182
02	Elections	
	800 Other Receipts	8,34,856
	Total 02	8,34,856
60	Other Services	
	102 Receipt Under Citizenship Act	1,350
	105 Home Guards	46,186
	108 Marriage Fees	45
	115 Receipts from Guest Houses, Government Hostels Etc.	43,05,150
	800 Other Receipts	60,71,723
	Total 60	1,04,24,454
	Total 0070	1,16,26,492
0071	Contributions and Recoveries towards Pension and Other Retirement Benefits	
01	Civil	
	101 Subscriptions and Contributions	2,21,110
	800 Other Receipts	18,10,124
	Total 01	20,31,234
	Total 0071	20,31,234
0075	Miscellaneous General Services	
	800 Other Receipts	1,94,861
	Total 0075	1,94,861
	Total(i) General Services	6,60,36,244

STATEMENT NO. 10 - Contd.

Receipts Heads(Revenue Account) Contd.		Actuals for 2002-03 Rs.
B.	Non-Tax Revenue - Contd.	
	(c) Other Non-Tax Revenue - Contd.	
	(ii) Social Services	
0202	Education, Sports, Art and Culture	
	01 General Education	
	101 Elementary Education	3,00,518
	102 Secondary Education	24,205
	600 General	2,33,034
	800 Other receipts	92,31,317
	Total 01	97,89,074
	03 Sports and Youth Services	
	101 Physical Education – Sports and Youth Welfare	12,081
	800 Other Receipts	250
	Total 03	12,331
	04 Art and Culture	
	800 Other Receipts	11,60,992
	Total 04	11,60,992
	Total 0202	1,09,62,397
0210	Medical and Public Health	
	01 Urban Health Services	
	800 Other Receipts	47,01,394
	Total 01	47,01,394
	03 Medical Education, Training and Research	
	101 Ayurveda	5,190
	Total 03	5,190
	04 Public Health	
	800 Other Receipts	25,03,358
	Total 04	25,03,358
	80 General	
	800 Other Receipts	86,35,040
	Total 80	86,35,040
	Total 0210	1,58,44,982
0211	Family Welfare	
	800 Other Receipts	2,65,677
	Total 0211	2,65,677

STATEMENT NO. 10 - Contd.

Receipts Heads(Revenue Account) Contd.		Actuals for 2002-03
		Rs.
B.	Non-Tax Revenue - Contd.	
	(c) Other Non-Tax Revenue - Contd.	
	(ii) Social Services – Contd.	
0215	Water Supply and Sanitation	
	01 Water Supply	
	103 Receipts From Urban Water supply Schemes	4,21,782
	800 Other Receipts	74,30,984
	Total 01	78,52,766
	02 Sewerage and Sanitation	
	800 Other Receipts	9,01,370
	Total 02	9,01,370
	Total 0215	87,54,136
0216	Housing	
	01 Government Residential Buildings	
	106 General Pool Accommodation	2,33,701
	107 Police Housing	41,115
	700 Other Housing	8,484
	800 Other Receipts	12,55,539
	Total 01	15,38,839
	80 General	
	800 Other Receipts	64,97,327
	Total 80	64,97,327
	Total 0216	80,36,166
0217	Urban Development	
	60 Other Urban Development Schemes	
	800 Other Receipts	1,28,675
	Total 60	1,28,675
	Total 0217	1,28,675

STATEMENT NO. 10 - Contd.

Heads	Actuals for 2002-03 Rs.
Receipts Heads(Revenue Account) Contd.	
B. Non-Tax Revenue - Contd.	
(c) Other Non-Tax Revenue-Contd.	
(ii) Social Services-Concl'd.	
0220 Information and Publicity	
01 Films	
800 Other Receipts	4,41,612
Total 01	4,41,612
60 Others	
800 Other Receipts	1,94,026
Total 60	1,94,026
Total 0220	6,35,638
0230 Labour and Employment	
800 Other Receipts	9,11,602
Total 0230	9,11,602
0235 Social Security and Welfare	
60 Other Social Security and Welfare Programmes	
800 Other Receipts	17,18,981
Total 60	17,18,981
Total 0235	17,18,981
0250 Other Social Services	
800 Other Receipts	8,40,41,945
Total 0250	8,40,41,945
Total (ii) Social Services	13,13,00,199
(iii) Economic Services	
0401 Crop Husbandry	
800 Other Receipts	83,88,564
Total 0401	83,88,564
0403 Animal Husbandry	
800 Other Receipts	75,35,275
Total 0403	75,35,275

STATEMENT NO. 10 - Contd.

Heads	Actuals for 2002-03 Rs.
Receipts Heads(Revenue Account) Contd.	
B. Non-Tax Revenue - Contd.	
(c) Other Non-Tax Revenue-Contd.	
(iii) Economic Services-Contd.	
0404 Dairy Development	
800 Other Receipts	2,49,903
Total 0404	2,49,903
0405 Fisheries	
800 Other Receipts	42,59,036
Total 0405	42,59,036
0406 Forestry and Wild Life	
01 Forestry	
101 Sale of timber and other forest produce	13,33,562
104 Receipts from Forest Plantations	15,318
800 Other Receipts	3,95,05,777
Total 01	4,08,54,657
02 Environmental Forestry and Wild Life	
800 Other Receipts	139
Total 02	139
Total 0406	4,08,54,796
0408 Food Storage and Warehousing	
800 Other Receipts	8,55,173
Total 0408	8,55,173
0425 Co-operation	
800 Other Receipts	6,42,959
Total 0425	6,42,959
0435 Other Agricultural Programmes	
800 Other Receipts	5,739
Total 0435	5,739
0506 Land Reforms	
800 Other Receipts	2,03,939
Total 0506	2,03,939
0515 Other Rural Development Programmes	
800 Other Receipts	11,64,398
Total 0515	11,64,398

STATEMENT NO. 10 - Contd.

Heads		Actuals for 2002-03 Rs.
Receipts Heads(Revenue Account) Contd.		
B.	Non-Tax Revenue - Contd.	
(c)	Other Non-Tax Revenue-Contd.	
(iii)	Economic Services-Contd.	
0552	North Eastern Areas	
800	Other Receipts	1,00,000
	Total 0552	1,00,000
0701	Major and Medium Irrigation	
80	General	
800	Other Receipts	13,96,651
	Total 80	13,96,651
	Total 0701	13,96,651
0702	Minor Irrigation	
01	Surface Water	
800	Other Receipts	9,49,172
	Total 01	9,49,172
80	General	
800	Other Receipts	3,750
	Total 80	3,750
	Total 0702	9,52,922
0801	Power	
01	Hydel Generation	
800	Other Receipts	1,23,06,147
	Total 01	1,23,06,147
02	Thermal Power Generation	
800	Other Receipts	28,83,358
	Total 02	28,83,358
04	Diesel/ Gas Power Generation	
800	Other Receipts	1,97,56,397
	Total 04	1,97,56,397

STATEMENT NO. 10 - Contd.

Heads	Actuals for 2002-03 Rs.
Receipts Heads(Revenue Account) Contd.	
B. Non-Tax Revenue - Contd.	
(c) Other Non-Tax Revenue-Contd.	
(iii) Economic Services-Contd.	
0801 Power-Contd.	
05 Transmission and Distribution	
800 Other Receipts	52,71,42,719
Total 05	52,71,42,719
80 General	
800 Other Receipts	3,47,10,256
Total 80	3,47,10,256
Total 0801	59,67,98,877
0851 Village and Small Industries	
800 Other Receipts	8,93,422
Total 0851	8,93,422
0852 Industries	
80 General	
800 Other Receipts	6,04,11,307
Total 80	6,04,11,307
Total 0852	6,04,11,307
0875 Other Industries	
60 Others	
800 Other Receipts	5
Total 0875	5
1075 Other Transport Services	
800 Other Receipts	20
Total 1075	20
1452 Tourism	
800 Other Receipts	30,63,315
Total 1452	30,63,315

STATEMENT NO. 10 - Contd.

Heads		Actuals for 2002-03 Rs.
Receipts Heads(Revenue Account) Contd.		
B. Non-Tax Revenue - Concl'd.		
(c) Other Non-Tax Revenue-Concl'd.		
(iii) Economic Services-Concl'd.		
1456	Civil Supplies	
800	Other Receipts	7,10,016
	Total 1456	7,10,016
1475	Other General Economic Services	
107	Census	7,173
800	Other Receipts	31,34,105
	Total 1475	31,41,278
	Total (iii) Economic Services	73,16,27,595
	Total-(c) - Other Non-Tax Revenue	92,89,64,039
	TOTAL-B-NON-TAX REVENUE	98,72,72,535
C. Grants-in-Aid and Contributions-contd.		
1601	Grants-in-aid from Central Government	
01	Non-Plan Grants	
105	Grants to meet non-plan revenue deficit	4,21,02,00,000
	Relief on account of Natural Calamities	
104	Grants under proviso to Art.275(I) of the Constitution	19,09,48,000
109	Grants towards contribution to Calamity Relief Fund	4,30,00,000
800	Other Grants :-	
	Administration of Justice	
	Special Grants	5,00,000
	Police	
	Special Police	29,85,22,000
	Modernisation of Police Force	2,75,75,902
	Jail	
	Other Grants	4,20,00,000
	Other Administrative Services	
	Home Guards	3,40,78,191

STATEMENT NO. 10 - Contd.

Heads	Actuals for 2002-03 Rs.
Receipts Heads(Revenue Account) Contd.	
C. Grants-in-Aid and Contributions-Contd.	
1601 Grants-in-aid from Central Government – Contd.	
01 Non-Plan Grants- Concltd.	
General Education	
Secondary Education	
Scholarship	15,765
North Eastern Areas	
Other Grants	24,00,000
Social Security and Welfare	
Rehabilitation	
Other Rehabilitation Schemes	10,99,00,000
Welfare of SC,ST & OBC	
Welfare of SC	
Education	1,22,00,800
Other Grants	63,28,28,595
TOTAL-01-Non-Plan Grants	5,60,41,68,253
02 Grants for State / Union Territory Plan Schemes	
101 Block Grants	6,12,73,73,603
104 Grants under Proviso to Article 275(1) of the Constitution	3,65,50,000
800 Other Grants	
Welfare of Scheduled Castes, Scheduled Tribes and Other Backward Classes	
Welfare of Scheduled Tribes	
Education	
Special Central Assistance for Tribal Sub-Plan	10,41,03,000

STATEMENT NO. 10 - Contd.

Receipts Heads(Revenue Account) - Contd.		Actuals for 2002-03
		Rs.
C.	Grants-in-Aid and Contributions-Contd.	
1601	Grants-in-aid from Central Government-Contd.	
02	Grants for State/Union Territory Plan Schemes-Concltd.	
Other Special Area Programme		
	Other Grants	2,50,00,000
Road & Bridges		
	National Highway	
	Other Grants	2,08,76,000
	TOTAL-02-Grants for State/Union Territory Plan Schemes	6,31,39,02,603
Grants for Central Plan Schemes		
	Other Grants	
03	General Education	
	Secondary Education	
	Other Grants	45,72,000
Language Development		
	Sanskrit Education	5,67,500
Sports & Youth Services		
	Youth welfare Programme for Students	47,67,656
Welfare of Scheduled Castes, Scheduled Tribes and Other Backward Classes		
Welfare of Scheduled Castes		
	Special Central Assistance for Scheduled Castes Component Plan	
	Upgradation of SC Students	1,76,91,000
	Education	3,00,000
Welfare of Schedule Tribes		
	Education	72,14,000
Other Backward Classes		
	Education	2,54,03,380
Social Security and Welfare		
	Social Welfare	
	Child Welfare	70,73,000

STATEMENT NO. 10 - Contd.

Receipts Heads(Revenue Account) - Contd.		Actuals for 2002-03
		Rs.
C. Grants-in-Aid and Contributions-Contd.		
1601	Grants-in-aid from Central Government-Contd.	
03	Grants for Central Plan Schemes-concl'd.	
Crop Husbandry		
	Commercial Crops	1,50,000
	Agri - Economics and Statistics	13,00,000
Animal Husbandry		
	Extension and Training	19,28,000
	Other Grants	1,29,50,000
Land Reforms		
	Other Grants	1,85,50,000
North Eastern Areas		
	Other Grants	30,33,500
Village and Small Industries		
	Small Scale Industries	3,21,000
	TOTAL-03-Grants for Central Plan Schemes	10,58,21,036
04	Grants for Centrally Sponsored Plan Schemes	
800	Other Grants	33,600
Administration of Justice		
	Other Grants	10,00,000
General Education		
	Elementary Education	
	Teacher Training	40,00,000
	Secondary Education	
	Equipments	8,19,565
Sports and Youth Services		
	Physical education	2,47,000
Medical and Public Health		
	Public Health	
	Prevention and Control of Diseases	15,74,000
Family Welfare-		
	Direction and Administration	1,28,00,000
	Training	10,34,50,000
	Rural Family Welfare Services	15,10,76,000
	Urban Family Welfare Services	36,00,000
	Compensation	86,92,000

STATEMENT NO. 10 - Contd.

Receipts Heads(Revenue Account) - Contd.

Actuals for 2002-03
Rs

C. Grants-in-Aid and Contributions-Contd.

1601 Grants-in-aid from Central Government-Contd.

04 Grants for Centrally Sponsored Plan Schemes-contd.

Water Supply & Sanitation

Water Supply

Urban Water Supply Programmes	3,29,83,000
Rural Water Supply Programmes	24,35,94,000

Urban Development

Integrated Development of Small and Medium Towns

Other Grants	45,60,000
--------------	-----------

Welfare of Scheduled Castes , Scheduled Tribes and Other

Backward Classes

Welfare of Scheduled Castes

Education	95,70,690
-----------	-----------

Welfare of Backward Classes

Education	3,26,23,400
-----------	-------------

Labour & Employment

Training

Training of Craftsmen & Supervisor	1,84,38,783
------------------------------------	-------------

Social Security and Welfare

Social Welfare

Child Welfare	13,33,22,000
---------------	--------------

Women's Welfare	4,25,000
-----------------	----------

Crop Husbandry-

Commercial Crops	23,15,000
------------------	-----------

Agri Eco. & Statistics	3,00,000
------------------------	----------

Development of Pulses	37,00,000
-----------------------	-----------

Development of Oil Seeds	60,00,000
--------------------------	-----------

Other Grants	7,40,00,000
--------------	-------------

STATEMENT NO. 10 - Concl'd.

Receipts Heads(Revenue Account) - Concl'd.

Actuals for 2002-03
Rs.

C. Grants-in-aid and Contributions-Concl'd.

1601 Grants-in-aid from Central Government-Concl'd.

04 Grants for Centrally Sponsored Plan Schemes-Concl'd.

Animal Husbandry-

Veterinary Services and Animal Health	1,44,96,000
Cattle & Buffalo Development	5,51,000
Poultry Development	85,00,000

Food Storage and Warehousing

Food	
Food processing	19,75,000

Fisheries-

Inland Fisheries	45,09,000
Marine Fisheries	12,52,000

North Eastern Areas

Other Grants	9,18,38,500
--------------	-------------

Minor Irrigation

General	
Investigation	10,89,270

Non Conventional Sources of Energy

Others	
Other Grants	2,77,450

Village and Small Industries

Handloom Industries	8,28,701
Employment Scheme for Unemployed Educated Youth	11,25,500

TOTAL-04-Grants for Centrally Sponsored Plan Schemes 97,55,66,459

Grants for Special Plan Schemes

Other Grants 48,59,53,000

TOTAL - 05- Grants for Special Plan Schemes 48,59,53,000

TOTAL 1601 – Grants In Aid From Central Government 13,48,54,12,351

TOTAL – C – Grants-In-Aid Contributions 13,48,54,12,351

TOTAL – RECEIPTS HEADS (REVENUE ACCOUNT) 1880,06,64,381

STATEMENT NO. 11 - DETAILED ACCOUNT OF EXPENDITURE BY MINOR HEADS

(Figures in *italics* represent charged Expenditure)

Heads	Actuals for 2002-2003			Total Rs.	
	Non-Plan Rs.	Plan Rs.	C.S.S. Rs.		
Expenditure Heads (Revenue Account)					
A. GENERAL SERVICES					
(a) Organs of State					
2011 Parliament /State/Union Territory Legislatures					
02 State/Union Territory Legislatures					
101	Legislative Assembly	<i>6,88,000</i>	62,37,000
		55,49,000			
103	Legislative Secretariat	3,59,47,000	3,59,47,000
	Total-02	<i>6,88,000</i>	
		4,14,96,000	4,21,84,000
	Total-2011	<i>6,88,000</i>	
		4,14,96,000	4,21,84,000
2012 President, Vice-President/ Governor , Administrator of Union Territories					
03 Governor/Administrator of Union Territories					
090	Secretariat	<i>57,73,806</i>	57,73,806
101	Emoluments and allowances of the Governor/Administrator of Union Territories	<i>6,32,079</i>	6,32,079
102	Discretionary Grants	<i>1,50,000</i>	1,50,000
103	Household Establishment	34,13,176	34,13,176
104	Sumptuary Allowances	<i>72,865</i>	72,865
105	Medical Facilities	<i>49,189</i>	49,189
106	Entertainment Expenses	<i>14,000</i>	14,000
107	Expenditure from Contract Allowances	<i>13,67,746</i>	13,67,746
	Total-03	<i>1,14,72,861</i>	1,14,72,861
	Total-2012	<i>1,14,72,861</i>	1,14,72,861
2013 Council of Ministers					
101	Salary of Ministers and Deputy Ministers	9,24,000	9,24,000
102	Sumptuary and other Allowances	3,65,963	3,65,963
104	Entertainment and Hospitality Expenses	24,904	24,904
105	Discretionary grant by Ministers	10,52,550	10,52,550
108	Tour Expenses	13,60,408	13,60,408
	Total - 2013	<i>37,27,825</i>	37,27,825

STATEMENT NO. 11 - Contd.

(Figures in *italics* represent charged Expenditure)

Heads	Actuals for 2002-2003			Total Rs.
	Non-Plan Rs.	Plan Rs.	C.S.S. Rs.	
Revenue Account - Contd				
A. GENERAL SERVICES - Contd.				
(a) Organs of State - Concl.				
2014 Administration of Justice				
102	High Courts	2,07,44,460	...	2,07,44,460
105	Civil and Session Courts	3,76,43,722	1,50,000	3,77,93,722
106	Small Causes Courts	1,18,13,981	...	1,18,13,981
108	Criminal Courts	2,90,31,435	...	2,90,31,435
114	Legal Advisors and Counsels	1,18,43,835	33,14,000	1,51,57,835
	Total - 2014	2,07,44,460		
		9,03,32,973	34,64,000	11,45,41,433
2015 Elections				
102	Electoral Officers	1,70,96,868	...	1,70,96,868
105	Charges for conduct of elections to Parliament	15,22,891	...	15,22,891
106	Charges for conduct of elections to State/ Union Territory Legislatures	1,85,17,621	...	1,85,17,621
800	Other Expenditure	40,75,486	...	40,75,486
	Total-2015	4,12,12,866	...	4,12,12,866
	Total-(a) Organs of State	3,29,05,321		
		17,67,69,664	34,64,000	21,31,38,985
(b) Fiscal Services				
(i) Collection of Taxes on Income and Expenditure				
2020 Collection of Taxes on Income and Expenditure				
104	Collection Charges-Agriculture Income Tax	2,54,841	...	2,54,841
105	Collection Charges-Taxes on Professions, Trades Callings and Employment	11,34,047	...	11,34,047
	Total-2020	13,88,888	...	13,88,888
	Total (i) Collection of Taxes on Income and Expenditure	13,88,888	...	13,88,888
(ii) Collection of Taxes on Property and Capital Transactions				
2029 Land Revenue				
001	Direction and Administration			
101	Collection Charges	7,30,18,003	75,000	7,30,93,003
102	Survey and Settlement Operations	24,00,393	...	24,00,393
103	Land Records	1,71,99,874	...	1,71,99,874
800	Other expenditure	5,36,286	5,36,286
	Total -2029	9,26,18,270	75,000	9,32,29,556

STATEMENT NO. - 11 - Contd.

(Figures in *italics* represent charged Expenditure)

Heads	Actuals for 2002-2003			Total Rs.
	Non-Plan Rs.	Plan Rs.	C.S.S. Rs.	
A. GENERAL SERVICES - Contd.				
(b) Fiscal Services-Contd.				
(ii) Collection of Taxes on Property and Capital Transactions-Contd.				
2030 Stamps and Registration				
01 Stamps- Judicial				
101 Cost of Stamps	1,23,992	1,23,992
Total-01	1,23,992	1,23,992
02 Stamps - Non-Judicial				
101 Cost of Stamps	8,38,178	8,38,178
Total-02	8,38,178	8,38,178
03 Registration				
001 Direction and Administration	91,68,000	91,68,000
Total - 03	91,68,000	91,68,000
Total - 2030	1,01,30,170	1,01,30,170
Total-(ii) Collection of Taxes on Property and Capital Transactions	10,27,48,440	75,000	5,36,286	10,33,59,726
(iii) Collection of Taxes on Commodities and Services				
2039 State Excise				
001 Direction and Administration	50,38,649	50,38,649
Total -2039	50,38,649	50,38,649
2040 Taxes on Sales, Trade etc.				
001 Direction and Administration	41,58,789	41,58,789
101 Collection Charges	1,48,44,385	1,48,44,385
800 Other expenditure	15,16,413	15,16,413
Total -2040	2,05,19,587	2,05,19,587
2041 Taxes on Vehicles				
001 Direction and Administration	48,20,904	48,20,904
102 Inspection of Motor Vehicles	4,385	4,385
800 Other Expenditure	2,59,675	2,59,675
Total-2041	50,84,964	50,84,964
2045 Other Taxes and Duties on Commodities and Services				
103 Collection Charges-Electricity Duty	14,81,730	14,81,730
Total-2045	14,81,730	14,81,730
Total-(iii) Collection of Taxes on Commodities and Services	3,21,24,930	3,21,24,930

STATEMENT NO. - 11 - Contd.
(Figures in *italics* represent charged Expenditure)

Heads	Actuals for 2002-2003			
	Non-Plan Rs.	Plan Rs.	C.S.S. Rs.	Total Rs.
A. GENERAL SERVICES - Contd.				
(b) Fiscal Services-Contd.				
(iv) Other Fiscal Services				
2047 Other Fiscal Services				
103 Promotion of Small Savings	78,97,287	78,97,287
Total -2047	78,97,287	78,97,287
Total- (iv) Other Fiscal Services	78,97,287	78,97,287
Total- (b) Fiscal Services	14,41,59,545	75,000	5,36,286	14,47,70,831
(c) Interest payment and servicing of Debt				
2049 Interest Payments				
01 Interest on Internal Debt				
101 Interest on Market Loans	53,73,51,586	53,73,51,586
122 Interest on Investment In Special Central Govt. Securities Issued against net collections of Small Savings from 1.4.1999	27,22,85,000	27,22,85,000
200 Interest on Other Internal Debts	36,68,48,135	36,68,48,135
305 Management of Debt	9,35,528	9,35,528
Total-01	117,74,20,249	117,74,20,249
03 Interest on Small Savings , Provident Funds, etc.				
104 Interest on State Provident Funds	79,08,67,631	79,08,67,631
Total-03	79,08,67,631	79,08,67,631
04 Interest on Loans and Advances from Central Government				
101 Interest on Loans for State Plan Schemes	53,79,81,172	53,79,81,172
102 Interest on Loans for Central Plan Schemes	13,49,758	13,49,758
103 Interest on Loans for Centrally sponsored Plan Schemes	1,50,83,539	1,50,83,539
104 Interest on Loans for Non-Plan Schemes	34,90,28,344	34,90,28,344
105 Interest on loans for Special Plan Schemes	2,10,31,532	2,10,31,532
106 Interest on Ways and Means Advances	22,74,250	22,74,250
107 Interest on Pre 1984-85 Loans	1,22,99,098	1,22,99,098
Total-04	93,90,47,693	93,90,47,693
Total-2049	290,73,35,573	290,73,35,573
Total-(c)-Interest Payment and Servicing of Debt	2,90,73,35,573	290,73,35,573

STATEMENT NO. - 11 - Contd.
(Figures in *italics* represent charged Expenditure)

Heads	Actuals for 2002-2003				
	Non-Plan Rs.	Plan Rs.	C.S.S. Rs.	Total Rs.	
A. GENERAL SERVICES - Contd.					
(d) Administrative services					
2051 Public Service Commission					
102	State Public Service Commission	<i>1,05,56,073</i>	<i>1,05,56,073</i>
	Total-2051	<i>1,05,56,073</i>	<i>1,05,56,073</i>
2052 Secretariat- General Services					
090	Secretariat	12,25,53,162	12,25,53,162
800	Other Expenditure	2,66,000	2,66,000
	Total-2052	<i>12,28,19,162</i>	<i>12,28,19,162</i>
2053 District Administration					
093	District Establishments	3,91,03,338	3,91,03,338
094	Other Establishments	5,13,41,347	5,13,41,347
800	Other Expenditure	3,22,28,115	3,22,28,115
	Total-2053	<i>12,26,72,800</i>	<i>12,26,72,800</i>
2054 Treasury and Accounts Administration					
097	Treasury Establishment	1,85,97,582	1,85,97,582
	Total-2054	<i>1,85,97,582</i>	<i>1,85,97,582</i>
2055 Police					
001	Direction and Administration	2,11,88,924	2,11,88,924
003	Education and Training	5,12,94,981	5,12,94,981
101	Criminal Investigation and Vigilance	11,00,54,005	11,00,54,005
108	State Headquarters Police	70,74,50,774	70,74,50,774
109	District Police	92,18,92,089	92,18,92,089
113	Welfare of Police Personnel	55,55,841	55,55,841
800	Other expenditure	9,31,82,386	9,31,82,386
	Total-2055	<i>191,06,19,000</i>	<i>191,06,19,000</i>
2056 Jails					
101	Jails	5,59,64,339	5,59,64,339
102	Jail Manufactures				
800	Other expenditure				
	Total -2056	<i>5,59,64,339</i>	<i>5,59,64,339</i>

STATEMENT NO. - 11 - Contd.
(Figures in *italics* represent charged Expenditure)

Heads	Actuals for 2002-2003				
	Non-Plan Rs.	Plan Rs.	C.S.S. Rs.	Total Rs.	
A. GENERAL SERVICES - Contd.					
(d) Administrative services – Concl'd.					
2058 Stationery and Printing					
001	Direction and Administration	68,27,423	38,657	...	68,66,080
101	Purchase and Supply of Stationery Stores	52,61,436	52,61,436
102	Printing, Storage and Distribution of Forms	3,20,551	3,20,551
103	Government Presses	3,10,60,257	7,14,290	...	3,17,74,547
104	Cost of printing by other sources	7,80,756	2,25,684	...	10,06,440
105	Government Publications	4,55,806	4,55,806
800	Other expenditure	1,26,928	1,26,928
	Total – 2058	4,48,33,157	9,78,631	...	4,58,11,788
2059 Public Works					
80 General					
001	Direction and Administration	26,77,42,115	38,51,037	...	27,15,93,152
003	Training	2,49,012	2,49,012
052	Machinery and Equipment	-4,31,140	-4,31,140
102	Maintenance and Repairs	86,09,700	3,16,02,721
		2,29,93,021			
105	Public Works Workshops	1,04,411	1,04,411
799	Suspense	- 6,12,31,263	-6,12,31,263
	Total – 80	86,09,700	38,51,037	...	24,18,86,893
		22,94,26,156			
	Total – 2059	86,09,700	38,51,037	...	24,18,86,893
		22,94,26,156			
2070 Other Administrative Services					
003	Training	53,50,272	61,20,158	...	1,14,70,430
104	Vigilance	64,55,250	64,55,250
105	Special Commission of Enquiry	20,980	20,980
106	Civil Defence	28,79,476	28,79,476
107	Home Guards	7,88,36,438	7,88,36,438
108	Fire Protection and Control	9,10,33,151	9,10,33,151
115	Guest Houses, Government Hostels etc.	1,70,10,711	1,70,10,711
	Total-2070	20,15,86,278	61,20,158	...	20,77,06,436
	Total-(d) Administrative Services	1,91,65,773			
		270,65,18,473	1,09,49,826	...	273,66,34,072

STATEMENT NO. - 11 - Contd.
(Figures in *italics* represent charged Expenditure)

Heads	Actuals for 2002-2003			
	Non-Plan Rs.	Plan Rs.	C.S.S. Rs.	Total Rs.
A. GENERAL SERVICES - Contd.				
(e) Pensions and Miscellaneous General Services				
2071 Pensions and other Retirement Benefits				
01 Civil				
101 Superannuation and Retirement				
Allowances	149,08,10,896	149,08,10,896
102 Commuted value of Pensions	2,88,55,798	2,88,55,798
104 Gratuities	16,99,65,048	16,99,65,048
105 Family Pensions	2,447			
	57,56,44,498	57,56,46,945
111 Pensions to Legislators	40,363	40,363
Total - 01	226,53,19,050	226,53,19,050
Total-2071	226,53,19,050	226,53,19,050
2075 Miscellaneous General Services				
800 Other expenditure	1,03,938	1,03,938
Total-2075	1,03,938	1,03,938
Total-(e) Pension and Miscellaneous General Services	226,54,22,988	226,54,22,988
Total-A. General Services	295,94,06,667			
	529,28,70,670	1,44,88,826	5,36,286	826,73,02,449

STATEMENT NO. - 11 - Contd.
(Figures in *italics* represent charged Expenditure)

Heads	Actuals for 2002-2003			
	Non-Plan Rs.	Plan Rs.	C.S.S. Rs.	Total Rs.
B. Social Services				
(a) Education, Sports Art and Culture				
2202 General Education-				
01 Elementary Education				
104 Inspection	3,78,98,700	2,00,000	...	3,80,98,700
106 Teachers and Other Services	18,98,47,400	8,25,000	...	19,06,72,400
107 Teachers Training	158,29,06,867	50,55,75,000	445,37,000	213,30,18,867
108 Text Books	1,50,68,900	...	99,50,000	2,50,18,900
800 Other Expenditure	65,700	2,00,000	43,25,000	45,90,700
Total-01	182,57,87,567	50,68,00,000	588,12,000	239,13,99,567
02 Secondary Education				
101 Inspection	44,49,600	7,46,744	...	51,96,344
104 Teachers and Other Services	8,80,600	8,80,600
105 Teachers Training	127,71,83,000	163,24,317	125,00,000	130,60,07,317
107 Scholarships	51,17,950	2,00,000	...	53,17,950
109 Government Secondary Schools	...	72,44,000	3,840	72,47,840
191 Assistance to Local Bodies for Secondary Education	15,66,60,000	12,00,000	1,50,00,000	17,28,60,000
800 Other Expenditure	70,00,000	10,00,000	...	80,00,000
Total-02	145,12,91,150	2,67,15,061	2,75,03,840	150,55,10,051
03 University and Higher Education				
102 Assistance to Universities	1,04,70,791	1,04,70,791
103 Government Colleges and Institutes	4,27,66,500	7,00,500	...	4,34,67,000
107 Scholarships	14,35,31,987	8,00,965	...	14,43,32,952
800 Other Expenditure	...	82,09,450	92,000	83,01,450
Total-03	19,67,69,278	97,10,915	92,000	20,65,72,193
04 Adult Education				
200 Other Adult Education Programmes	...	1,16,533	...	1,16,533
800 Other Expenditure	20,37,14,606	20,37,14,606
Total-04	20,37,14,606	1,16,533	...	20,38,31,139

STATEMENT NO. - 11 - Contd.
(Figures in *italics* represent charged Expenditure)

Heads	Actuals for 2002-2003			
	Non-Plan Rs.	Plan Rs.	C.S.S. Rs.	Total Rs.
B. Social Services- Contd.				
(a) Education, Sports Art and Culture- Contd.				
2202 General Education-Concl'd.				
05 Language Development				
102 Promotion of Modern Indian Languages and Literature	67,85,000	90,939	45,72,000	1,14,47,939
103 Sanskrit Education	10,92,600	...	6,80,461	17,73,061
200 Other Languages Education	77,02,300	2,00,000	...	79,02,300
Total-05	1,55,79,900	2,90,939	52,52,461	2,11,23,300
80 General-				
001 Direction and Administration	8,71,21,788	12,45,000	...	8,83,66,788
800 Other Expenditure	6,85,600	6,85,600
Total-80	8,78,07,388	12,45,000	...	8,90,52,388
Total-2202	378,09,49,889	54,48,78,448	9,16,60,301	441,74,88,638
2203 Technical Education				
105 Polytechnics	1,04,78,317	7,25,000	...	1,12,03,317
107 Scholarships	...	1,49,890	...	1,49,890
108 Examinations	...	10,000	...	10,000
112 Engineering/Technical Colleges and Institutes	2,17,80,650	3,49,320	...	2,21,29,970
800 Other expenditure	12,52,282	69,795	...	13,22,077
Total-2203	3,35,11,249	13,04,005	...	3,48,15,254
2204 Sports and Youth Services				
001 Direction and Administration				
101 Physical Education	...	7,73,992	...	7,73,992
102 Youth Welfare Programmes for Students	10,81,51,599	23,89,978	...	11,05,41,577
103 Youth Welfare Programmes for Non-Students	49,13,000	30,02,180	85,00,000	1,64,15,180
104 Sports and Games			2,25,500	2,25,500
800 Other expenditure		18,00,000	...	18,00,000
Total-2204	11,30,64,599	79,66,150	87,25,500	12,97,56,249
2205 Art and Culture				
101 Fine Arts Education	68,66,000	2,39,610	...	71,05,610
102 Promotion of Arts and Culture	1,25,500	17,10,000	...	18,35,500
103 Archaeology	3,61,500	3,61,500
104 Archives		99,970	...	99,970
105 Public Libraries	1,25,60,750	2,01,000	...	1,27,61,750
107 Museums	21,21,850	21,21,850
800 Other Expenditure	1,62,923	1,62,923
Total-2205	2,21,98,523	22,50,580	...	2,44,49,103
Total-(a) Education, Sports, Art and Culture	394,97,24,260	55,63,99,183	10,03,85,801	460,65,09,244

STATEMENT NO. - 11 - Contd.
(Figures in *italics* represent charged Expenditure)

Heads	Actuals for 2002-2003			
	Non-Plan Rs.	Plan Rs.	C.S.S. Rs.	Total Rs.
B. Social Services - Contd.				
(b) Health and Family Welfare-Contd.				
2210 Medical and Public Health				
01 Urban Health services-Allopathy				
001 Direction and Administration		1,48,76,526	...	1,48,76,526
109 School Health Scheme		10,000	...	10,000
110 Hospitals and Dispensaries	31,17,21,303	36,03,170	...	31,53,24,473
200 Other Health Schemes		1,94,000	19,61,300	21,55,300
Total-01	31,17,21,303	1,86,83,696	19,61,300	33,23,66,299
02 Urban Health Services -Other systems of medicine				
101 Ayurveda	1,02,60,721	5,89,000	...	1,08,49,721
102 Homeopathy	1,69,28,135	8,12,000	...	1,77,40,135
Total - 02	2,71,88,856	14,01,000	...	2,85,89,856
03 Rural Health Services-Allopathy				
101 Health Sub-centres		76,20,253	...	76,20,253
103 Primary Health Centres	14,17,95,443	1,85,47,533	...	16,03,42,976
104 Community Health Centres	...	74,65,540	...	74,65,540
800 Other expenditure	...	73,56,721	...	73,56,721
Total-03	14,17,95,443	4,09,90,047	...	18,27,85,490
05 Medical Education-Training and Research				
105 Allopathy	64,20,832	17,92,850	12,38,417	94,52,099
200 Other Systems	...	64,117	...	64,117
Total-05	64,20,832	18,56,967	12,38,417	95,16,216
06 Public Health				
001 Direction and Administration	4,02,11,265	4,02,11,265
101 Prevention and Control of diseases	17,65,384	...	1,48,47,333	1,66,12,717
102 Prevention of food adulteration	1,20,257	1,20,257
104 Drug Control	18,13,637	69,470	...	18,83,107
107 Public Health Laboratories	39,63,681	9,978	...	39,73,659
113 Public Health Publicity	...	2,04,105	...	2,04,105
800 Other Expenditure	6,75,405	6,75,405
Total-06	4,85,49,629	2,83,553	1,48,47,333	6,36,80,515

STATEMENT NO. - 11 - Contd.
(Figures in *italics* represent charged Expenditure)

Heads	Actuals for 2002-2003			
	Non-Plan Rs.	Plan Rs.	C.S.S. Rs.	Total Rs.
B. Social Services - Contd.				
(b) Health and Family Welfare-Concl'd.				
2210 Medical and Public Health-Concl'd.				
80 General				
001 Direction and Administration	2,79,52,006	2,79,52,006
004 Health Statistics and Evaluation	5,20,497	4,21,450	...	9,41,947
800 Other Expenditure	...	10,08,348	...	10,08,348
Total-80	2,84,72,503	14,29,798	...	2,99,02,301
Total-2210	56,41,48,566	6,46,45,061	1,80,47,050	64,68,40,677
2211 Family Welfare				
001 Direction and Administration
003 Training	2,18,06,462	2,18,06,462
101 Rural Family Welfare Services	7,03,17,065	7,03,17,065
102 Urban Family Welfare Services	9,41,05,618	9,41,05,618
103 Maternity and Child Health	6,45,300	6,45,300
104 Transport	51,48,331	51,48,331
105 Compensation	12,59,300	12,59,300
106 Mass Education	11,25,300	11,25,300
200 Other Services and Supplies
Total-2211	19,44,07,376	19,44,07,376
Total- (b) Health and Family Welfare	56,41,48,566	6,46,45,061	21,24,54,426	84,12,48,053
(c) Water Supply, Sanitations Housing and Urban Development-				
2215 Water Supply and Sanitation				
01 Water Supply				
001 Direction and Administration	5,46,89,086	3,30,90,000	...	8,77,79,086
101 Urban water Supply Programmes	1,76,60,526	1,76,60,526
102 Rural water Supply Programmes	1,24,22,014	1,24,22,014
799 Suspense	1,96,32,096	1,96,32,096
Total 01	10,44,03,722	3,30,90,000	...	13,74,93,722
Total - 2215	10,44,03,722	3,30,90,000	...	13,74,93,722
2216 Housing				
01 Government Residential Buildings				
106 General Pool accommodation	2,02,16,414	2,02,16,414
Total-01	2,02,16,414	2,02,16,414
Total-2216	2,02,16,414	2,02,16,414

STATEMENT NO. - 11 - Contd.
(Figures in *italics* represent charged Expenditure)

Heads	Actuals for 2002-2003			
	Non-Plan Rs.	Plan Rs.	C.S.S. Rs.	Total Rs.
B. Social Services - Contd.				
(c) Water Supply, Sanitation Housing and Urban Development-Concl'd.				
2217 Urban Development				
01 State Capital Development				
191 Assistance to Local Bodies Corporation, Urban Development Authorities, Town Improvement Boards etc.	...	32,02,600	9,89,000	41,91,600
Total-01	...	32,02,600	9,89,000	41,91,600
05 Other Urban Development Schemes				
191 Assistance to Local Bodies Corporation, Urban Development Authorities, Town Improvement Boards etc.	...	57,28,918	40,92,358	98,21,276
Total-05	...	57,28,918	40,92,358	98,21,276
80 General				
001 Direction and Administration	33,75,532	15,10,270	...	48,85,802
Total-80	33,75,532	15,10,270	...	48,85,802
Total-2217	33,75,532	104,41,788	50,81,358	1,88,98,678
Total-(c)-Water Supply, Sanitation, Housing and Urban Development	12,79,95,668	4,35,31,788	50,81,358	17,66,08,814
(d) Information and Broadcasting				
2220 Information and Publicity				
01 Films				
001 Direction and Administration	...	24,365	...	24,365
Total-01	...	24,365	...	24,365
60 Others				
001 Direction and Administration	96,99,928	2,43,40,195	...	3,40,40,123
003 Research & Training in mass Communication	5,91,960	19,896	...	6,11,856
101 Advertising and visual Publicity	2,06,61,724	4,49,220	...	2,11,10,944
102 Information Centres	47,57,810	8,74,979	...	56,32,789
103 Press Information Services	37,18,016	6,99,998	...	44,18,014
106 Field Publicity	1,60,40,239	6,09,992	...	1,66,50,231
107 Song and Drama Services	26,98,065	65,065	...	27,63,130
109 Photo Services	5,53,192	54,995	...	6,08,187

STATEMENT NO. - 11 - Contd.

(Figures in *italics* represent charged Expenditure)

Heads	Actuals for 2002-2003			
	Non-Plan Rs.	Plan Rs.	C.S.S. Rs.	Total Rs.
B. Social Services - Contd.				
(d) Information and Broadcasting- Concl'd.				
2220 Information and Publicity				
110 Publications	20,44,099	12,45,000	...	32,89,099
111 Community Radio and Television	18,49,738	5,000	18,54,738
Total-60	6,26,14,771	2,83,64,340	...	9,09,79,111
Total - 2220	6,26,14,771	2,83,88,705	...	9,10,03,476
Total-(d) Information and Broadcasting	6,26,14,771	2,83,88,705	...	9,10,03,476
(e) Welfare of Scheduled Castes , Scheduled Tribes and Other Backward Classes				
2225 Welfare of Scheduled Castes, Scheduled Tribes and other Backward classes.				
01 Welfare of Scheduled Castes				
001 Direction and Administration	2,36,05,000	12,00,000	...	2,48,05,000
102 Economic Development	...	12,42,000	...	12,42,000
277 Education	...	4,62,31,000	...	4,62,31,000
793 Special Central Assistance for Scheduled Castes Component Plan				
800 Other Expenditure	...	53,40,000	...	53,40,000
Total - 01	2,36,05,000	5,40,13,000	...	7,76,18,000
02 Welfare of Scheduled Tribes				
001 Direction and Administration	5,73,53,000	96,48,137	6,70,01,137
102 Economic Development	...	37,46,574	1,05,02,2.62	1,42,48,836
190 Assistance to Public Sector and Other Undertakings	...	90,00,000	...	90,00,000
277 Education	...	14,63,99,000	1,88,37,500	16,52,36,500
794 Special Central Assistance for Tribal Sub-plan	...	2,80,000	...	2,80,000
800 Other expenditure	3,75,000	29,51,91,882	...	29,55,66,882
Total-02	5,77,28,000	46,42,65,593	2,93,39,762	55,13,33,355
03 Welfare of Backward Classes				
001 Direction and Administration	...	16,62,000	...	16,62,000
102 Economic Development	...	40,69,000	...	40,69,000
277 Education	...	1,82,93,000	1,86,50,000	3,69,43,000
800 Other expenditure	...	17,32,000	...	17,32,000
Total-03	...	2,57,56,000	1,86,50,000	4,44,06,000

STATEMENT NO. - 11 - Contd.
(Figures in *italics* represent charged Expenditure)

Heads	Actuals for 2002-2003				Total Rs.
	Non-Plan Rs.	Plan Rs.	C.S.S. Rs.		
B. Social Services - Contd.					
(e) Welfare of Scheduled Castes , Scheduled Tribes and Other Backward Classes- Concl.					
2225 Welfare of Scheduled Castes, Scheduled Tribes -Concl.					
80 General					
800 Other expenditure	6,13,662	15,35,000	15,00,000		36,48,662
Total-80	6,13,662	15,35,000	15,00,000		36,48,662
Total-2225	8,19,46,662	54,55,69,593	4,49,89,762		67,70,06,017
Total-(e)-Welfare of Scheduled Castes, Scheduled Tribes and Other Backward Classes	8,19,46,662	54,55,69,593	4,94,89,762		67,70,06,017
(f) Labour and Labour Welfare.					
2230 Labour and Employment					
01 Labour					
001 Direction and Administration	1,73,69,452	15,71,362	...		1,89,40,814
102 Working Conditions and Safety	41,97,997	5,10,772	...		47,08,769
109 Beedi Workers Welfare	...	18,60,251	...		18,60,251
Total-01	2,15,67,449	39,42,385	...		2,55,09,834
02 Employment Services					
001 Direction and Administration	29,79,316		29,79,316
101 Employment Services					
Expansion coverage of employment Service	1,05,03,789	11,56,047	...		1,16,59,836
Total-02	1,34,83,105	11,56,047	...		1,46,39,152
03 Training					
800 Other Expenditure	95,39,000	31,23,000	...		1,26,62,000
Total-03	95,39,000	31,23,000	...		1,26,62,000
Total-2230	4,45,89,554	82,21,432	...		5,28,10,986
Total-(f) Labour and Labour Welfare	4,45,89,554	82,21,432	...		5,28,10,986

STATEMENT NO. - 11 - Contd.
(Figures in *italics* represent charged Expenditure)

Heads	Actuals for 2002-2003			
	Non-Plan Rs.	Plan Rs.	C.S.S. Rs.	Total Rs.
B. Social Services - Contd.				
(g) Social Welfare and Nutrition				
2235 Social Security and Welfare				
01 Rehabilitation				
001 Direction and Administration	23,94,527	23,94,527
202 Other Rehabilitation Schemes	...	75,000	...	75,000
800 Other expenditure	8,47,84,700	8,47,84,700
Total-01	8,71,79,227	75,000	...	8,72,54,227
02 Social Welfare				
001 Direction and Administration	43,44,610	3,59,74,126	...	4,03,18,736
101 Welfare of handicapped	51,56,699	66,80,175	6,53,355	1,24,90,229
102 Child Welfare	95,41,953	8,88,254	18,90,74,000	19,95,04,207
103 Women's Welfare	20,48,564	20,48,564
104 Welfare of aged , infirm and destitute	35,40,736	35,40,736
106 Correctional Services	...	7,14,965	...	7,14,965
107 Assistance to Voluntary Organisations	13,34,000	51,27,865	...	64,61,865
200 Other programme	99,99,998	99,99,998
800 Other Expenditure	39,72,000	39,72,000
Total-02	3,99,38,560	4,93,85,385	18,97,27,355	27,90,51,300
03 National Social Assistance Programme				
101 National Old Age Pension Scheme	...	9,03,07,000	...	9,03,07,000
102 National Family Benefit Schemes	...	72,35,000	...	72,35,000
Total - 03	...	9,75,42,300	...	9,75,42,300
60 Other Social Security and Welfare programmes				
102 Pensions under Social Security Schemes	79,93,505	79,93,505
200 Other Programme	18,95,840	18,95,840
800 Other expenditure	9,18,000	9,18,000
Total - 60	1,08,07,345	1,08,07,345
Total - 2235	13,79,25,132	14,70,02,685	18,97,27,355	47,46,55,172

STATEMENT NO. - 11 - Contd.
(Figures in *italics* represent charged Expenditure)

Heads	Actuals for 2002-2003			
	Non-Plan Rs.	Plan Rs.	C.S.S. Rs.	Total Rs.
B. Social Services - Concl'd.				
(g) Social Welfare and Nutrition- Concl'd.				
2236 Nutrition				
02 Distribution of nutritious food and beverages				
101 Special Nutrition Programmes	75,42,047	7,50,00,000	...	8,25,42,047
102 Mid- day Meals	33,44,800	2,00,00,000	...	2,33,44,800
800 Other Expenditure	...	1,50,00,000	...	1,50,00,000
Total - 02	1,08,86,847	11,00,00,000	...	12,08,86,847
Total - 2236	1,08,86,847	11,00,00,000	...	12,08,86,847
2245 Relief on account of Natural Calamities				
80 General				
800 Other expenditure	11,85,97,000	11,85,97,000
Total 80	11,85,97,000	11,85,97,000
Total-2245	11,85,97,000	11,85,97,000
Total-(g)-Social Welfare and Nutrition	26,74,08,979	25,70,02,685	18,97,27,355	71,41,39,019
(h) Others				
2250 Other Social Services				
103 Upkeep of Shrines, Temples etc.	44,99,925	44,99,925
800 Other expenditure	17,54,340	17,54,340
Total-2252	62,54,265	62,54,265
Total-(h)-Others	62,54,265	62,54,265
Total-B-Social Services	510,46,82,725	150,37,58,447	55,71,38,702	716,55,79,874
C. Economic Services				
(a) Agriculture and Allied Activities				
2401 Crop Husbandry				
001 Direction and Administration	39,22,22,824	5,36,67,000	...	44,58,89,824
102 Food grain crops	1,36,00,000	1,36,00,000
103 Seeds	...	2,54,000	...	2,54,000
104 Agricultural Farms	...	11,04,000	...	11,04,000
105 Manures and Fertilisers	...	6,50,00,000	2,00,000	6,52,00,000

STATEMENT NO. 11 - Contd.

(Figures in *italics* represent charged Expenditure)

Heads	Actuals for 2002-2003				Total Rs.
	Non-Plan Rs.	Plan Rs.	C.S.S. Rs.		
C. Economic Services - Contd.					
(a) Agriculture and Allied Activities - Contd.					
108 Commercial Crops	...	36,24,000	30,00,000		66,24,000
109 Extension and Farmers' Training	...	20,35,000	76,00,000		96,35,000
110 Crop Insurance		27,77,000	1,61,19,000		1,88,96,000
111 Agricultural Economics and Statistics	...	31,222	...		31,222
112 Development of Pulses	...	2,35,000	...		2,35,000
113 Agricultural Engineering	...	18,43,000	48,98,000		67,41,000
119 Horticulture and Vegetable Crops	...	13,54,000	...		13,54,000
800 Other expenditure	<i>16,39,000</i>	<i>1,06,54,000</i>	...		<i>1,22,93,000</i>
Total - 2401	<i>16,39,000</i>	<i>39,22,564</i>	<i>14,25,82,222</i>	<i>4,54,17,000</i>	<i>58,18,61,046</i>
2402 Soil and Water Conservation					
001 Direction and Administration	3,96,48,068	69,33,000	...		4,65,81,068
102 Soil Conservation	1,31,39,496	48,23,701		1,79,63,197
Total-2402	5,27,87,564	69,33,000	48,23,701		6,45,44,265
2403 Animal Husbandry					
001 Direction and Administration	7,13,81,875	1,43,88,652	...		8,57,70,057
101 Veterinary Services and Animal Health	4,96,14,953	12,75,888	26,47,862		5,35,38,703
102 Cattle and Buffalo Development	2,66,44,157	3,98,571	...		2,70,42,728
103 Poultry Development	72,51,154	28,11,837	...		1,00,62,991
104 Sheep and Wool Development	49,282	1,74,081	...		2,23,363
105 Piggery Development	12,08,815	35,73,794	...		47,82,609
106 Other Live Stock Development	44,64,348	1,13,247	...		45,77,595
107 Fodder and Feed Development	54,37,782	49,808	...		54,87,590
109 Extension and Training	10,06,512	2,14,945	...		12,21,457
113 Administrative Investigation and Statistics	38,25,782	49,773	4,47,288		43,22,843
Total-2403	17,08,84,660	2,30,50,596	30,95,150		19,70,30,406

STATEMENT NO. 11 - Contd.

(Figures in *italics* represent charged Expenditure)

Heads	Actuals for 2002-2003				Total Rs.
	Non-Plan Rs.	Plan Rs.	C.S.S. Rs.		
C. Economic Services - Contd.					
(a) Agriculture and Allied Activities-Contd.					
2404 Dairy Development					
001 Direction and Administration	21,87,982	21,87,982
102 Dairy Development Projects	20,69,555	3,50,000	24,19,555
191 Town Milk Supply Scheme	34,60,325	34,60,325
Total-2404	77,17,862	3,50,000	80,67,862
2405 Fisheries					
001 Direction and Administration	6,26,85,851	66,22,875	6,93,08,726
101 Inland Fisheries	1,47,77,022	1,38,22,951	2,85,99,973
109 Extension and Training	...	14,02,848	19,28,000	...	33,30,848
120 Fisheries Co-operatives	...	13,86,826	13,86,826
800 Other Expenditure	32,27,000	...	32,27,000
Total-2405	7,74,62,873	2,32,35,500	51,55,000	...	10,58,53,373
2406 Forestry and Wild Life					
01 Forestry					
001 Direction and Administration	20,15,17,474	1,06,88,075	21,22,05,549
005 Survey and Utilisation of Forest Resources	...	1,04,903	1,04,903
070 Communications and Buildings	...	72,83,113	72,83,113
101 Forest Conservation, Development and Re-generation	...	80,12,902	80,12,902
102 Social and Farm Forestry	...	1,53,10,665	1,68,538	...	1,54,79,203
105 Forest Produce	...	82,971	82,971
109 Extension and Training	...	23,04,207	23,04,207
800 Other Expenditure	...	35,42,801	35,42,801
Total-01	20,15,17,474	4,73,29,637	1,68,538	...	24,90,15,649
02 Environmental Forestry and Wild Life					
110 Wild Life Preservation	...	1,07,50,452	1,07,50,452
Total-02	...	1,07,50,452	1,07,50,452
04 Afforestation and Ecology Development					
101 National Afforestation and Ecology Development Programme	25,000	...	25,000
Total-04	25,000	...	25,000
Total-2406	20,15,17,474	5,80,80,089	1,93,538	...	25,97,91,101

STATEMENT NO. 11 - Contd.

(Figures in *italics* represent charged Expenditure)

Heads	Actuals for 2002-2003			Total Rs.
	Non-Plan Rs.	Plan Rs.	C.S.S. Rs.	
Revenue Account - Contd				
C. Economic Services - Contd.				
(a) Agriculture and Allied Activities-Concl.				
2407 Plantation				
01 Tea				
800 Other Expenditure	...	20,00,000	...	20,00,000
Total 01	...	20,00,000	...	20,00,000
Total-2407	...	20,00,000	...	20,00,000
2408 Food, Storage and Warehousing				
01 Food				
001 Direction and Administration	5,63,61,765	1,04,50,000	...	6,68,11,765
Total-01	5,63,61,765	1,04,50,000	...	6,68,11,765
02 Storage and Warehousing				
101 Rural Godowns Programme	...	1,45,863	...	1,45,863
Total-02	...	1,45,863	...	1,45,863
Total-2408	5,63,61,765	1,05,95,863	...	6,69,57,628
2415 Agricultural Research and Education-				
01 Crop Husbandry				
004 Research	...	5,05,384	...	5,05,384
277 Education	...	1,96,524	...	1,96,524
Total-2415	...	7,01,908	...	7,01,908
2425 Co-operation				
001 Direction and Administration	4,06,67,701	14,47,817	...	4,21,15,518
003 Training	...	30,56,000	...	30,56,000
101 Audit of Co-operatives	1,11,06,211	1,66,804	...	1,12,73,015
107 Assistance to credit Co-operatives	...	33,60,000	6,00,000	39,60,000
108 Assistance to other Co-operatives	...	2,00,000	2,00,000	4,00,000
Total-2425	5,17,73,912	82,30,621	8,00,000	6,08,04,533
2435 Other Agricultural Programmes				
01 Marketing and quality control				
101 Marketing facilities	...	25,000	...	25,000
Total -01	...	25,000	...	25,000
Total-2435	...	25,000	...	25,000
Total-(a) Agriculture and Allied Activities	16,39,000			
	101,07,28,934	27,57,84,799	5,94,84,389	134,76,37,122

STATEMENT NO. 11 - Contd.

(Figures in *italics* represent charged Expenditure)

Heads	Actuals for 2002-2003				Total Rs.
	Non-Plan Rs.	Plan Rs.	C.S.S. Rs.		
C. Economic Services - Contd.					
(b) Rural Development - Concl'd.					
2501 Special Programmes for Rural Development					
01 Integrated Rural Development Programme					
001	Direction and Administration	3,52,11,000	23,49,712	...	3,75,60,712
	Total-01	3,52,11,000	23,49,712	...	3,75,60,712
04 Integrated Rural Energy Planning Programme					
109	Monitoring	...	5,00,000	4,73,000	9,73,000
	Total-04	...	5,00,000	4,73,000	9,73,000
	Total-2501	3,52,11,000	28,49,712	4,73,000	3,85,33,712
2505 Rural Employment					
60 Other Programme-					
001	Direction & Administration	1,19,000	2,38,000	...	3,57,000
800	Other Expenditure	...	4,35,48,448	...	4,35,48,448
	Total-60	1,19,000	4,37,86,448	...	4,39,05,448
	Total-2505	1,19,000	4,37,86,448	...	4,39,05,448
(b) 2506 Land Reforms					
001	Direction and Administration	7,97,80,456	15,55,447	...	8,13,35,903
	Total-2506	7,97,80,456	15,55,447	...	8,13,35,903
2515 Other Rural Development Programmes-					
001	Direction & Administration	15,38,63,572	22,89,71,612	...	38,28,35,184
003	Training	19,93,812	14,84,723	...	34,78,535
101	Panchayati Raj	...	18,15,61,000	...	18,15,61,000
	Total-2515	15,58,57,384	41,20,17,335	...	56,78,74,719
	Total-(b) Rural Development	27,09,67,840	46,02,08,942	4,73,000	73,16,49,782
(c) Special Areas Programmes					
2552 North Eastern Areas-					
01	Forestry				
105	Forest Produce	...	3,17,400	...	3,17,400
	Total 01	...	3,17,400	...	3,17,400
	Total-2552	...	3,17,400	...	3,17,400
	Total-(c)- Special Area Programmes-	...	3,17,400	...	3,17,400
(d) Irrigation and Flood Control-					
2702 Minor Irrigation-					
01 Surface Water-					
102	Lift Irrigation Schemes	4,37,06,536	4,37,06,536
	Total-01	4,37,06,536	4,37,06,536

STATEMENT NO. 11 - Contd.

(Figures in *italics* represent charged Expenditure)

Heads	Actuals for 2002-2003				Total Rs.
	Non-Plan Rs.	Plan Rs.	C.S.S. Rs.		
C. Economic Services-Contd.					
(d) Irrigation and Flood Control-Concl'd.					
80 General-					
001 Direction and Administration	10,11,77,249	53,39,073	10,65,16,322
799 Suspense	1,69,34,675	1,69,34,675
Total-80	11,81,11,924	53,39,073	12,34,50,997
Total-2702	16,18,18,460	53,39,073	16,71,57,533
2711 Flood Control and Drainage-					
01 Flood Control-					
001 Direction and Administration	4,44,66,185	4,44,66,185
800 Other expenditure	2,13,38,261	2,13,38,261
Total 01	6,58,04,446	6,58,04,446
Total-2711	6,58,04,446	6,58,04,446
Total-(d)-Irrigation and Flood Control	22,76,22,906	53,39,073	23,29,61,979
(e) Energy-					
2801 Power-					
01 Hydel Generation-					
001 Direction and Administration	1,98,12,464	1,98,12,464
800 Other expenditure	36,85,443	36,85,443
Total-01	2,34,97,907	2,34,97,907
04 Diesel/Gas Power Generation					
001 Direction and Administration	1,80,87,105	1,80,87,105
800 Other expenditure	22,61,21,359	22,61,21,359
Total-04	24,42,08,464	24,42,08,464
05 Transmission and Distribution					
001 Direction and Administration	30,48,41,865	30,48,41,865
799 Suspense	-97,99,028	-97,99,028
800 Other expenditure	24,22,47,893	24,22,47,893
Total-05	53,72,90,730	53,72,90,730
Total-2801	80,49,97,101	80,49,97,101
2810 Non-Conventional Sources of Energy-					
01 Bio-energy-					
001 Direction and Administration	32,07,699	6,66,952	38,74,651
003 Training	...	1800	1800
Total 01	32,07,699	6,68,752	38,76,451
Total-2810	32,07,699	6,68,752	38,76,451
Total-(e)-Energy	80,82,04,800	6,68,752	80,88,73,552

STATEMENT NO. 11 - Contd.

(Figures in *italics* represent charged Expenditure)

Heads	Actuals for 2002-2003			Total Rs.
	Non-Plan Rs.	Plan Rs.	C.S.S. Rs.	
C. Economic Services -Contd.				
(f) Industry and Minerals-				
2851 Village and Small Industries-				
001 Direction and Administration	5,39,12,796	62,00,497	...	6,01,13,293
101 Industrial Estates	20,45,000	20,45,000
102 Small Scale Industries	2,99,67,312	2,60,40,000	10,72,000	5,70,79,312
103 Handloom Industries	47,17,403	1,04,34,338	6,57,650	1,58,09,391
104 Handicraft Industries	19,31,000	28,80,000	...	48,11,000
105 Khadi and Village Industries	...	1,58,00,000	...	1,58,00,000
107 Sericulture Industries	99,10,499	59,49,117	24,00,000	1,82,59,616
200 Other Village Industries	12,86,000	12,86,000
800 Other expenditure	1,02,40,000	45,11,000	...	1,47,51,000
Total-2851	11,40,10,010	7,18,14,952	41,29,650	18,99,54,612
2875 Other Industries-				
60 Other Industries-				
800 Other expenditure	12,34,000	3,80,000	...	16,14,000
Total 60	12,34,000	3,80,000	...	16,14,000
Total-2875	12,34,000	3,80,000	...	16,14,000
Total-(f)-Industry and Minerals	11,52,44,010	7,21,94,952	41,29,650	19,15,68,612
(g) Transport-				
3054 Roads and Bridges-				
04 District and Other Roads-				
800 Other expenditure	27,96,23,371	27,96,23,371
Total-04	27,96,23,371	27,96,23,371
80 General				
052 Machinery and Equipment	41,97,418	41,97,418
Total-80	41,97,418	41,97,418
Total-3054	28,38,20,789	28,38,20,789
3055 Road Transport-				
001 Direction and Administration	...	32,48,238	...	32,48,238
Total-3055	...	32,48,238	...	32,48,238
3075 Other Transport Services-				
60 Others-				
800 Other expenditure	65,00,000	65,00,000
Total-3075	65,00,000	65,00,000
Total-(g)-Transport	29,03,20,789	32,48,238	...	29,35,69,027

STATEMENT NO. - 11 - Contd.
(Figures in *italics* represent charged Expenditure)

Heads	Actuals for 2002-2003			
	Non-Plan Rs.	Plan Rs.	C.S.S. Rs.	Total Rs.
C. Economic Services-Contd.				
(h) Communications-				
3275 Other Communication Services-				
101 Wireless Planning and Co-ordination	7,12,05,583	7,12,05,583
Total-3275	7,12,05,583	7,12,05,583
Total-(h)-Communication	7,12,05,583	7,12,05,583
(i) Science, Technology and Environment				
3425 Other Scientific Research-				
60 Others-				
001 Direction and Administration	35,75,915	62,966	...	36,38,881
800 Other Expenditure	...	10,00,000	...	10,00,000
Total - 60	35,75,915	10,62,966	...	46,38,881
Total-3425	35,75,915	10,62,966	...	46,38,881
Total-(i)-Science, Technology and Environment	35,75,915	10,62,966	...	46,38,881
(j) General Economic Services-				
3451 Secretariat - Economic Services-				
091 Attached Offices				
092 Others Offices	98,12,176	33,29,554	...	1,31,41,730
101 Planning Commission- Planning Board	2,72,197			2,72,197
Total-3451	1,00,84,373	33,29,554	...	1,34,13,927
3452 Tourism-				
01 Tourist Infrastructure-				
101 Tourist Centre	...	16,80,995	...	16,80,995
102 Tourist Accommodation	1,63,056	22,77,892	...	24,40,948
Total-01	1,63,056	39,58,887	...	41,21,943
80 General				
001 Direction and Administration	7,51,658	59,21,379	...	66,73,037
800 Other Expenditure	9,67,704	13,20,115	...	22,87,819
Total-80	17,19,362	72,41,494	...	89,60,856
Total- 3452	18,82,418	1,12,00,381	...	1,30,82,799

STATEMENT NO. - 11 - Contd.

(Figures in *italics* represent charged Expenditure)

Heads	Actuals for 2002-2003				Total Rs.
	Non-Plan Rs.	Plan Rs.	C.S.S. Rs.		
C. Economic Services -Concl.					
(j) General Economic Services -Concl.					
3454 Census Surveys and Statistics-					
01 Census					
001 Direction and Administration					
800 Other expenditure	1,49,58,312	11,33,038	...		1,60,91,350
Total-01	1,49,58,312	11,33,038	...		1,60,91,350
02 Surveys and Statistics-					
111 Vital Statistics	16,24,314		16,24,314
201 National Sample Survey Organisation	41,92,751		41,92,751
Total-02	58,17,065		58,17,065
Total - 3454	2,07,75,377	11,33,038	...		2,19,08,415
3456 Civil Supplies-					
001 Direction and Administration	1,15,71,141	3,71,166	...		1,19,42,307
Total-3456	1,15,71,141	3,71,166	...		1,19,42,307
3475 Other General Economic Services-					
106 Regulation of Weights and Measures	1,01,00,926	6,08,025	...		1,07,08,951
201 Land Ceiling (other than Agricultural Land)	36,000		36,000
Total-3475	1,01,36,926	6,08,025	...		1,07,44,951
Total-(j)-General Economic Services	5,44,50,235	1,66,42,164	...		7,10,92,399
Total-(C)- Economic Services	16,39,000				
	285,23,21,012	83,54,67,285	6,40,87,039		375,35,14,336
D. Grants-in-Aid and Contributions-					
3604 Compensation and Assignments to Local Bodies and Panchayati Raj Institutions-					
200 Other Misc. Compensation & Assignments	...	25,75,01,000	...		25,75,01,000
800 Other Expenditure	...	6,90,68,000	...		6,90,68,000
Total-3604	...	42,07,70,000	...		42,07,70,000
Total-D-Grant-in-Aid and Contribution	...	42,07,70,000	...		42,07,70,000
Total-Expenditure Head	296,10,45,667				
(Revenue Account)	1324,98,74,407	277,44,84,558	62,17,62,027		1960,71,66,659

STATEMENT NO. - 11 - Contd.
(Figures in *italics* represent charged Expenditure)

Heads	Actuals for 2002-2003			
	Non-Plan Rs.	Plan Rs.	C.S.S. Rs.	Total Rs.
Expenditure Head (Capital Account) (x)				
A. Capital Account of General services-				
4055	11,82,86,583	11,82,86,583
4059	..	5,04,42,639	8,60,04,473	13,64,47,112
4070	2,04,904	10,17,82,714	7,60,35,746	17,80,23,364
	Total-A-Capital Account of General Services	11,84,91,487	15,22,25,353	16,20,40,219
B. Capital Account of Social Services-				
(a) Education, Sports , Art and Culture-				
4202	15,45,000	18,02,96,253	6,39,99,500	24,58,40,753
	Total-(a) Education, Sports , Art and Culture	15,45,000	18,02,96,253	6,39,99,500
(b) Health and Family Welfare-				
4210	91,02,841	5,05,43,935	5,97,29,520	11,93,76,296
4211	2,14,317	2,14,317
	Total-(b) Health and Family Welfare	91,02,841	5,05,43,935	5,99,43,837
(c) Water Supply, Sanitation, Housing and Urban Development-				
4215	...	31,40,46,956	15,55,74,919	46,96,21,875
4216	...	59,70,21,863	...	59,70,21,863
4217	...	5,09,62,000	...	5,09,62,000
	Total-(c) Water Supply, Sanitation, Housing and Urban Development-	96,20,30,819	15,55,74,919	111,76,05,738
(d) Information and Broadcasting				
4220	...	10,00,000	...	10,00,000
	Total (d)Information and Broadcasting	10,00,000	...	10,00,000
(e) Welfare of Scheduled castes, Scheduled Tribes and other Backward Classes-				
4225	...	18,13,80,000	64,85,000	18,78,65,000
	Total-(e)-Welfare of Scheduled Castes, Scheduled Tribes and Other Backward Classes	18,13,80,000	64,85,000	18,78,65,000
(h) Others-				
4250	...	4,58,562	...	4,58,562
	Total-(h) Others	4,58,562	...	4,58,562
	Total B. Capital Account of Social Services	1,06,47,841	137,57,09,569	28,60,03,256

(x) Minor headwise details for Capital Major Heads are given in Statement No.-12.

STATEMENT NO. - 11 - Contd.
(Figures in *italics* represent charged Expenditure)

Heads	Actuals for 2002-2003				Total Rs.
	Non-Plan Rs.	Plan Rs.	C.S.S. Rs.		
Expenditure Head (Capital Account)-Contd.					
C. Capital Account of Economic Services-					
(a) Capital Account of Agriculture and Allied Activities-					
4401	Capital Outlay on Crop Husbandry	-2,17,17,390	2,60,46,000	2,73,40,000	3,16,68,610
4402	Capital Outlay on Soil and Water Conservation	1,84,00,000	1,84,00,000
4403	Capital Outlay on Animal Husbandry	...	2,45,51,754	1,61,64,736	4,07,16,490
4405	Capital Outlay on Fisheries	22800	22800
4406	Capital Outlay on Forestry and Wildlife	...	1,43,27,084	1,38,87,413	2,82,14,497
4408	Capital Outlay on Food, Storage and Warehousing	-3,23,72,366	53,39,078	...	-2,70,33,288
4425	Capital Outlay on Co-operation	6,20,93,700	2,23,84,000	6,00,000	8,50,77,700
4435	Capital Outlay on Other Agricultural Programmes	...	1,97,32,000	40,00,000	2,37,32,000
Total-(a)-Capital Account of Agriculture and Allied Activities		80,03,944	11,23,79,916	8,04,14,949	20,07,98,809
(b) Capital Account of Rural Development -					
4515	Capital Outlay on Other Rural Development Programmes	...	7,63,73,000	...	7,63,73,000
Total-(b) Capital Account of Rural Development		...	7,63,73,000	...	7,63,73,000
(c) Capital Account of Special Areas Programme-					
4552	Capital Outlay on North Eastern Areas	...	26,48,90,432	6,53,03,741	33,01,94,173
Total-(c) Capital Account of Special Areas Programme		...	26,48,90,432	6,53,03,741	33,01,94,173
(d) Capital Account of Irrigation and Flood Control -					
4701	Capital Outlay on Major and Medium Irrigation	...	2,25,73,107	...	2,25,73,107
4702	Capital Outlay on Minor Irrigation	...	29,31,56,434	1,08,270	29,32,64,704
4711	Capital Outlay on Flood Control Projects	...	4,17,98,025	...	4,17,98,025
Total-(d)-Capital Account of Irrigation and Flood Control		...	35,75,27,566	1,08,270	35,76,35,836
(e) Capital Account of Energy-					
4801	Capital Outlay on Power Projects	...	27,46,44,236	32,72,32,002	60,18,76,238
4810	Capital Outlay on Non-Conventional sources of Energy	...	41,78,000	...	41,78,000
Total-(e)-Capital Account of Energy		...	27,88,22,236	32,72,32,002	60,60,54,238
(f) Capital Account of Industry and Minerals-					
4860	Capital Outlay on Consumer Industries	...	9,00,00,000	...	9,00,00,000
4875	Capital Outlay on Other Industries	...	1,64,00,000	3,00,000	1,67,00,000
4885	Other Capital Outlay on Industries and Minerals	...	80,00,000	...	80,00,000
Total-(f)-Capital Account of Industry and Minerals		...	11,44,00,000	3,00,000	11,47,00,000

(a) Minus expenditure is due to more recoveries than the expenditure.

STATEMENT NO. - 11 - Concl.
(Figures in *italics* represent charged Expenditure)

Heads	Actuals for 2002-2003			
	Non-Plan Rs.	Plan Rs.	C.S.S. Rs.	Total Rs.
Expenditure Head (Capital Account) –Concl.				
C. Capital Account of Economic Services-Concl.				
(g) Capital Account of Transport-				
5054	...	52,42,35,034	4,27,83,717	56,70,18,751
5055	8,80,80,000	78,84,000	...	9,59,64,000
	8,80,80,000	53,21,19,034	4,27,83,717	66,29,82,751
(h) Capital Account of Communication				
5275	...	4,25,000	...	4,25,000
	...	4,25,000	...	4,25,000
(i) Capital Account of Science, Technology and Environment-				
5425	...	7,69,000	...	7,69,000
	...	7,69,000	...	7,69,000
(j) Capital Account of General Economic Services-				
5452	...	1,26,80,000	...	1,26,80,000
5465	...	4,43,35,000	...	4,43,35,000
	...	5,70,15,000	...	5,70,15,000
	9,60,83,944	179,47,21,184	51,61,42,679	240,69,47,807
	22,52,23,272	332,26,56,106	96,41,86,154	451,20,65,532
	296,10,45,667			
	1347,50,97,679	609,71,40,664	158,59,48,181	2411,92,32,191

**STATEMENT NO.12 - DETAILED STATEMENT OF CAPITAL EXPENDITURE DURING
AND TO THE END OF THE YEAR 2002-2003**

Nature of expenditure	Expenditure during the year 2002-2003			Expenditure to the end of the year Rs.
	Non-Plan	Plan	Total	
	Rs.	Rs.	Rs.	
A. Capital Account of General Services-				
4055 Capital Outlay on Police				
800 Other Expenditure				
Police Force(Modernisation)	11,82,86,583	...	11,82,86,583	56,70,71,280
Total-4055	11,82,86,583	...	11,82,86,583	56,70,71,280
4059 Capital Outlay on Public Works				
01 Office Buildings				
051 Construction	26,41,87,672
800 Other Expenditure	7,11,317
101 Construction -General Pool Accommodation	...	13,49,31,112	13,49,31,112	13,49,31,112
60 Other buildings				
800 Other Expenditure	...	15,16,000	15,16,000	25,52,763
80 General				
201 Acquisition of Land- "Development of Agartala Town"	2,08,355
051 Construction	33,19,60,820
052 Machinery and Equipment	1,90,44,700
800 Other Expenditure	17,05,00,605
Total-4059	...	13,64,47,112	13,64,47,112	92,40,97,344
4070 Capital Outlay on other Administrative Services				
003 Training	...	29,43,200	29,43,200	79,42,963
800 Other Expenditure	2,04,904	17,48,75,260	17,50,80,164	78,24,89,894
Total-4070	2,04,904	17,78,18,460	17,80,23,364	79,04,32,857
Total-A-Capital Account of General Services	11,84,91,487	31,42,65,572	43,27,57,059	228,16,01,481
B. Capital Account of Social Services				
(a) Capital Account of Education, Sports, Art and Culture				
4202 Capital Outlay on Education, Sports, Art and Culture				
01 General Education				
201 Elementary Education	...	7,59,00,000	7,59,00,000	34,13,08,485
202 Secondary Education	...	3,04,44,500	3,04,44,500	28,09,62,791
203 University and Higher Education	15,45,000	7,61,26,500	7,76,71,500	19,25,75,602
600 General	...	8,50,000	8,50,000	45,98,429
800 Other Expenditure	2,37,69,424
02 Technical Education				
104 Polytechnics	...	2,09,40,000	2,09,40,000	3,61,35,974
105 Engineering Technical Colleges and Institutes	...	1,05,59,258	1,05,59,258	2,61,65,211
800 Other Expenditure	1,20,88,146
03 Sports and Youth Services				
101 Youth Hostels	2,80,000
800 Other Expenditure	...	1,89,34,940	1,89,34,940	11,52,65,422
04 Art and Culture				
101 Fine Arts Education	...	1,40,000	1,40,000	4,24,006
105 Public Libraries	...	1,04,00,555	1,04,00,555	3,33,76,425
106 Museums	6,73,996
600 General	28,00,000
800 Other Expenditure	25,10,617
Total-4202	15,45,000	24,42,95,753	24,58,40,753	107,29,34,528
Total-(a)-Capital Account of Education , Sports,Art and Culture	15,45,000	24,42,95,753	24,58,40,753	107,29,34,528

Statement No. 12 - Contd.

Nature of expenditure	Expenditure during the year 2002-2003			
	Non-Plan	Plan	Total	Expenditure to the end of the year
	Rs.	Rs.	Rs.	Rs.
B Capital Account of Social Services-Contd.				
(b) Capital Account of Health and Family Welfare				
4210 Capital Outlay on Medical and Public Health				
01 Urban Health Services				
104 Medical Stores Depot	3,07,605
110 Hospital and Dispensaries- Bulk purchase of Materials and equipment for intensification of National Malaria	91,02,841	6,92,69,095	7,83,71,936	22,38,92,422
200 Other Health Schemes	...	1,82,75,000	1,82,75,000	2,81,75,000
02 Rural Health Services				
101 Health Sub-Centres	...	9,27,458	9,27,458	42,11,986
103 Primary Health Centres	...	29,04,102	29,04,102	5,93,88,592
104 Community Health Centres	1,29,87,317
800 Other Expenditure	...	1,88,97,800	1,88,97,800	4,37,94,520
03 Medical Education Training and Research				
101 Ayurveda	10,07,724
102 Homeopathy	6,78,299
103 Unani	3,00,615
105 Allopathy	10,00,000
04 Public Health				
101 Prevention and Control of Diseases National Leprosy Control Programme	1,72,63,885
104 Drug Control	16,73,680
107 Public Health Laboratories	56,27,000
80 General				
800 Other Expenditure Other Schemes each costing Rs. 25 lakh and less	1,66,03,195
Total-4210	91,02,841	11,02,73,455	11,93,76,296	66,69,22,333
4211 Capital Outlay on Family Welfare				
103 Maternity and Child Health Other Scheme each costing Rs. 25 lakh and less	...	2,14,317	2,14,317	2,73,63,806
Total-4211	...	2,14,317	2,14,317	4,10,54,057
Total-(b)- Capital Account of Health and Family Welfare	91,02,841	11,04,87,772	11,95,90,613	70,79,76,390

Statement No. 12 – Contd.

Nature of expenditure	Expenditure during the year 2002-2003			Expenditure to the end of the year Rs.
	Non-Plan	Plan	Total	
	Rs.	Rs.	Rs.	
B. Capital Account of Social Services-Contd.				
(c) Water Supply, Sanitation, Housing and Urban Development				
4215 Capital Outlay on Water Supply and Sanitation				
01 Water Supply-				
001 Direction and Administration				
Gross Expenditure	13,70,61,172
Deduct-Receipts and recoveries on Capital Account	(-)2,57,95,833
Net Expenditure	11,12,65,339
Assistance to Agartala Municipality	17,29,20,359
Total 001	28,41,85,698
101 Urban Water Supply –				
Direction	13,45,64,266
Deduct-Receipts and recoveries on Capital Account	(-)85,848
Net Expenditure	13,44,78,418
Agartala Water Supply Schemes	5,49,07,634
Udaipur Water Supply Schemes	2,49,55,156
Dharmanagar Water Supply Schemes	1,37,33,835
Other Schemes each Costing Rs. 25.00 lakh and less.	6,09,43,738
Urban Water Supply(BMS)	4,88,63,234
Total 101	33,78,82,015
102 Rural Water Supply				
Direction and Administration	...	13,62,46,264	13,62,46,264	42,27,77,046
Accelerated Rural Water Supply Programme	83,74,79,138
Rural Water Supply Schemes (C.S.S)	43,23,70,990
Rural Piped Water Supply Schemes	15,36,53,620
Other Rural Water Supply Schemes	...	12,00,000	12,00,000	29,09,72,832
Minimum Needs Programmes	38,34,18,759
Pre-1974-75 Outlay not allocated	1,64,42,370
Rural Water Supply(B.M.S.)	...	3,50,62,177	3,50,62,177	20,91,95,991
Sinking / Resinking Replacement of RCC wells etc.	...	7,12,00,000	7,12,00,000	25,94,63,962
Drainage Schemes	61,16,266

Statement No. 12 - Contd.

Nature of expenditure	Expenditure during the year 2002-2003			Expenditure to the end of the year Rs.
	Non-Plan	Plan	Total	
	Rs.	Rs.	Rs.	
B. Capital Account of Social Services-Contd.				
(c) Capital Account of Water Supply, Sanitation, Housing and Urban Development				
4215 Capital Outlay on Water Supply and Sanitation				
01 Water Supply				
102 Rural Water Supply-Concltd.				
Accelerated Rural Water Supply Scheme (C.S.S.)	...	1,73,77,330	1,73,77,330	50,47,24,145
Accelerated Urban Water Supply Scheme(C.S.S.)	...	2,32,70,452	2,32,70,452	8,17,86,603
Rajib Gandhi National Drinking Water Mission Implementation of (RWS) Sector Reforms Pilot Project (C.S.S.)	...	13,35,82,289	13,35,82,289	21,05,89,289
Accelerated Urban Water Supply Scheme(state share)	...	2,05,59,949	2,05,59,949	2,05,59,949
Rural Water Supply Scheme State Plan	2,19,33,673
Total 102	...	43,84,98,461	43,84,98,461	385,14,84,633
800 Other Expenditure	...	2,76,46,414	2,76,46,414	8,96,50,205
Sanitation at Sub - Division	5,22,40,516
Gross Total 800	...	2,76,46,414	2,76,46,414	14,18,90,721
Deduct Receipts and Recoveries on Capital Account	(-)23,18,794
Net Total - 800	...	2,76,46,414	2,76,46,414	13,95,71,927
Total - 01	...	46,61,44,875	46,61,44,875	4,61,31,24,273
02 Sewerage and Sanitation				
Assistance to Agartala Municipality	6,41,91,374
Assistance to Local Bodies for Sewerage Scheme	1,13,12,682
102 Rural Sanitation Services	...	34,77,000	34,77,000	2,17,45,132
C.S.S.				
Gross Total 102	...	34,77,000	34,77,000	2,17,45,132
Deduct Receipt and Recoveries On Capital Account	(-)79,083
Net Total -102	...	34,77,000	34,77,000	2,16,66,049
106 Sewerage Services	11,76,59,789
Total - 02	...	34,77,000	34,77,000	21,48,29,894
Total-4215	...	46,96,21,875	46,96,21,875	482,79,54,167
4216 Capital Outlay on Housing				
01 Government Residential Buildings				
106 General Pool Accommodation	...	38,96,43,644	38,96,43,644	2,14,16,94,129
107 Police Housing	13,56,03,612
700 Other Housing				
Assistance to Agartala Municipality for construction	31,57,079
02 Urban Housing				
800 Other Expenditure				
Construction of Model Housing Colony	4,83,28,527
Industrial Subsidised Housing Scheme	3,40,31,224
Housing Scheme from the Life Insurance Corporation Loans	1,84,11,355
VAMBAY	...	56,00,000	56,00,000	56,00,000
Lower Income Group Housing Scheme	48,19,278
Basic Minimum Service	...	13,27,219	13,27,219	3,25,02,236

Statement No. 12 - Contd.

Nature of expenditure	Expenditure during the year 2002-2003		Total Expenditure to the end of the year
	Non-Plan	Plan	
	Rs.	Rs.	Rs.
B. Capital Account of Social Services-Contd.			
(c) Capital Account of Water Supply, Sanitation, Housing and Urban Development-Concl'd.			
4216 Capital Outlay on Housing - Concl'd.			
03 Rural Housing			
800 Other Expenditure			
Indira Awas Yozana-Gross Expenditure	1,10,21,59,415
Prime Minister Gramin Yozana	...	20,04,51,000	20,04,51,000
Deduct Receipt and Recoveries on Capital A/c.	(-)16,69,653
Net Expenditure	...	20,04,51,000	1,30,09,40,762
80 General			
201 Investments in Housing Boards, Corporation etc.	12,58,91,463
800 Other Expenditure	13,19,24,504
Total-4216	...	59,70,21,863	59,70,21,863
4217 Capital Outlay on Urban Development			
01 State Capital Development			
051 Construction	5,20,81,211
03 Integrated Development of Small and Medium Towns			
051 Construction- Gross Expenditure	...	72,00,000	72,00,000
Deduct Receipt and Recoveries on Capital A/c.	(-)74,600
Net Expenditure	4,29,35,633
800 Other Expenditure	2,21,60,000
04 Slum Area Improvement			
191 Assistance to Local Bodies Corporation etc.	...	1,04,00,000	1,04,00,000
60 Other Urban Development Schemes			
191 Assistance to Local Bodies Corporation etc.	...	3,33,62,000	3,33,62,000
Total-4217	...	5,09,62,000	5,09,62,000
Total-(c)- Capital Account of Water Supply, Sanitation, Housing and Urban Development	...	111,76,05,738	111,76,05,738
(d) Capital Account of Information and Broadcasting			
4220 Capital Outlay on Information and Publicity			
60-Others			
800-Other Expenditure	...	10,00,000	10,00,000
Total 4220	...	10,00,000	10,00,000
Total (d) Capital Account of Information and Broadcasting	...	10,00,000	10,00,000
(e) Capital Account of Welfare of Scheduled Castes, Scheduled Tribes and Other Backward Classes			
4225 Capital Outlay on Welfare of Scheduled Castes, Scheduled Tribes and Other Backward Classes			
01 Welfare of Scheduled Castes			
277 Education	24,42,909
800 Other Expenditure	...	64,85,000	64,85,000
Total 01	...	64,85,000	64,85,000
02 Welfare of Scheduled Tribes			
102 Economic Development	...	10,32,11,000	10,32,11,000
277 Education.	...	6,95,28,000	6,95,28,000
800 Other Expenditure	...	55,10,000	55,10,000
Total 02	...	17,82,49,000	17,82,49,000
			38,39,18,900

Statement No. 12 - Contd.

Nature of expenditure	Expenditure during the year 2002-2003			Expenditure to the end of the year Rs.
	Non-Plan	Plan	Total	
	Rs.	Rs.	Rs.	
B. Capital Account of Social Services-Concl.				
03 Welfare of Backward Classes				
102 Economic Development	...	10,00,000	10,00,000	49,99,500
277 Education	...	21,31,000	21,31,000	21,31,000
Total 03	...	31,31,000	31,31,000	71,30,500
Total-4225	...	18,78,65,000	18,78,65,000	40,43,22,309
Total-(e)- Capital Account of Welfare of Scheduled Castes, Scheduled Tribes and Other Backward Classes	...	18,78,65,000	18,78,65,000	40,43,22,309
(g) Social Welfare and Nutrition				
4235 Capital Outlay on Social Security and Welfare-				
02 Social Welfare				
102 Child Welfare	3,56,167
103 Women's Welfare	5,42,316
800 Other Expenditure	3,79,908
60 Other Social Security and Welfare Programmes				
800 Other Expenditure	1,60,48,625
Total-4235	1,73,27,016
4236 Capital Outlay on Nutrition				
Distribution of Nutritious Foods and Beverages				
800 Other Expenditure	1,32,04,322
Total 4236	1,32,04,322
Total-(g)- f Social Welfare and Nutrition	3,05,31,338
(h) Capital Account of Other Social Services				
4250 Capital Outlay on Other Social Services				
800 Other Expenditure	...	4,58,562	4,58,562	5,82,632
Total 4250	...	4,58,562	4,58,562	5,82,632
Total-(h)-Others	...	4,58,562	4,58,562	5,82,632
Total-B-Capital Account of Social Services	1,06,47,841	166,17,12,825	167,23,60,666	1124,43,56,466
C. Capital Account of Economic Services-				
(a) Capital Account of Agriculture and Allied Activities				
4401 Capital Outlay on Crop Husbandry				
101 Farming Co-operatives	2000
103 Seeds-				
Gross Expenditure	1,01,00,695	...	1,01,00,695	10,07,07,991
Deduct-Receipts and recoveries on Capital Account	(-2,00,53,860)	...	(-2,00,53,860)	(-40,61,52,671)
Net Expenditure	(-99,53,165)	...	(-99,53,165)	(-30,54,44,680)
104 Agricultural Farms-				
Gross Expenditure	...	19,00,000	19,00,000	48,00,000
Deduct-Receipts and recoveries on Capital Account
Net Expenditure	...	19,00,000	19,00,000	48,00,000
105 Manures and Fertilisers-				
Gross Expenditure	8,03,53,277	...	8,03,53,277	1,16,26,38,371
Deduct-Receipts and recoveries on Capital Account	(-9,00,45,282)	...	(-9,00,45,282)	(-94,87,64,328)
Net Expenditure	(-96,92,005)	...	(-96,92,005)	21,38,74,043
107 Plant Protection-				
Gross Expenditure	85,00,000	...	85,00,000	17,15,87,720

Statement No. 12 - Contd.

Nature of expenditure	Expenditure during the year 2002-2003			Expenditure to the end of the year
	Non-Plan	Plan	Total	
	Rs.	Rs.	Rs.	Rs.
C. Capital Account of Economic Services-Contd.				
(a) Capital Account of Agriculture and Allied Activities- Contd.				
4401 Capital Outlay on Crop Husbandry-Concltd.				
Deduct-Receipts and				
recoveries on Capital Account	(-)1,05,72,220	...	(-)1,05,72,220	(-)14,13,48,676
Net Expenditure	(-)20,72,220	...	(-)20,72,220	3,02,39,044
108 Commercial Crops-				
Gross Expenditure	1,90,83,516
Deduct-Receipts and				
recoveries on Capital Account	(-)1,10,71,331
Net Expenditure	80,12,185
113 Agricultural Engineering-				
Gross Expenditure	...	22,66,000	22,66,000	2,88,83,731
Deduct-Receipts and recoveries				
on Capital Account	(-)342
Net Expenditure	...	22,66,000	22,66,000	2,88,83,389
119 Horticulture and Vegetable Crops-				
Gross Expenditure	...	2,81,80,000	2,81,80,000	6,66,10,146
Deduct-Receipts				
and recoveries on Capital Account	(-)9,62,938
Net Expenditure	...	2,81,80,000	2,81,80,000	6,56,47,208
800 Other Expenditure	...	2,10,40,000	2,10,40,000	3,27,28,686
Total-4401	*(-)2,17,17,390	5,33,86,000	3,16,68,610	7,87,41,875
4402 Capital Outlay on Soil and Water Conservation				
800 Other Expenditure	...	1,84,00,000	1,84,00,000	5,03,41,000
Total 4402	...	1,84,00,000	1,84,00,000	5,03,41,000
4403 Capital Outlay on Animal Husbandry				
101 Veterinary Services				
and Animal Health	...	70,55,493	70,55,493	1,40,75,154
102 Cattle and Buffalo Development	...	2,99,000	2,99,000	14,25,128
103 Poultry Development	...	2,47,64,763	2,47,64,763	4,26,24,225
104 Sheep and Wool development	...	17,29,377	17,29,377	17,29,377
105 Piggery Development	...	51,48,857	51,48,857	1,34,92,559
106 Other Live Stock Development	2,75,036
107 Fodder and Feed Development	32,79,997
109 Extension and training	...	17,19,000	17,19,000	17,19,000
800 Other Expenditure	24,36,839
Total-4403	...	4,07,16,490	4,07,16,490	8,10,57,315
4404 Capital Outlay on Dairy Development				
102 Dairy Development Projects	1,96,20,325
Total-4404	1,96,20,325

* Minus expenditure is due to more recoveries than the expenditure.

Statement No. 12 - Contd.

Nature of expenditure	Expenditure during the year 2002-2003			Expenditure to the end of the year Rs.
	Non-Plan	Plan	Total	
	Rs.	Rs.	Rs.	
C. Capital Account of Economic Services-Contd.				
(a) Capital Account of Agriculture and Allied Activities- Contd.				
4405 Capital Outlay on Fisheries				
101 Inland Fisheries	...	22,800	22,800	92,72,639
191 Fishermen's Co-operatives	25,000
Total-4405	...	22,800	22,800	92,97,639
4406 Capital Outlay on Forestry and Wild Life				
01 Forestry				
101 Forest conservation development and generation	...	74,27,239	74,27,239	74,27,239
102 Social and Farm Forestry	...	2,07,87,258	2,07,87,258	7,49,76,969
800 Other Expenditure	2,42,921
Total-4406	...	2,82,14,497	2,82,14,497	8,26,47,129
4407 Capital Outlay on Plantations				
190 Investments in Public Sector and other Undertakings	87,50,000
Total-4407	87,50,000
4408 Capital Outlay on Food, Storage and Warehousing				
01 Food				
101 Procurement and Supply-				
Gross Expenditure	55,073	...	55,073	6,15,62,85,706
Deduct-Receipts and recoveries on Capital Accounts.	(-)6,93,66,98,698
Net Expenditure	55,073	...	55,073	(-)78,04,12,992
Local Procurement of Food Grains				87,93,470
103 Food Processing	84,779	...	84,779	21,45,43,971
800 Other Expenditure	35,06,72,139	53,39,078	35,60,11,217	2,27,46,11,386
Deduct Recoveries	(-)38,31,84,357	...	(-)38,31,84,357	(-)1,43,13,52,985
Net Expenditure	(-)3,25,12,218	53,39,078	(-)2,71,73,140	84,32,58,401
Other Expenditure C.S.S.	47,58,199
02 Storage and Warehousing				
101 Rural Godown Programmes	7,00,095
Total-4408	(-)3,23,72,366	53,39,078	(-)2,70,33,288	29,16,41,144
4415 Capital Outlay on Agriculture Research and Education				
01 Crop Husbandry				
004 Research	79,904
03 Animal Husbandry				
277 Education	47,72,825
Total-4415	48,52,729

Statement No. 12 - Contd.

Nature of expenditure	Expenditure during the year 2002-2003			Expenditure to the end of the year Rs.
	Non-Plan	Plan	Total	
	Rs.	Rs.	Rs.	
C. Capital Account of Economic Services-Contd.				
(a) Capital Account of Agriculture and Allied Activities- Concl'd.				
4425 Capital Outlay on Co-operation				
106 Investments in multipurpose				
Rural Co-operatives				
Gross Expenditure	...	43,35,000	43,35,000	10,47,00,777
Deduct-Receipts and recoveries on Capital Account	(-75,000)
Net Expenditure	...	43,35,000	43,35,000	10,46,25,777
107 Investments in Credit Co-operatives	13,60,99,987
Investments in Warehousing and Marketing Co-operatives	...	62,54,000	62,54,000	4,48,45,350
108 Investments in Other Co-operatives-				
Gross Expenditure	...	1,23,95,000	1,23,95,000	12,61,25,010
Deduct-Receipts and recoveries on Capital Account	(-9,70,442)
Net Expenditure	...	1,23,95,000	1,23,95,000	12,51,54,568
796 Special Area Programme	6,20,93,700	...	6,20,93,700	6,20,93,700
Total-4425	6,20,93,700	2,29,84,000	8,50,77,700	47,28,19,382
4435 Capital Outlay on Other Agricultural Programmes				
01 Marketing and Quality Control				
101 Marketing facilities	...	2,37,32,000	2,37,32,000	6,55,93,000
800 Other expenditure	75,471
Total-4435	...	2,37,32,000	2,37,32,000	6,56,68,471
Total-(a)-Capital Account of Agriculture and Allied Activities	80,03,944	19,27,94,865	20,07,98,809	116,54,37,009
(b)-Capital Account of Rural Development				
4515 Capital Outlay on Other Rural Development Programmes				
Construction	3,84,76,050
Gross Expenditure	12,49,65,078
Deduct Receipts & Recoveries under Capital A/c	(-1,65,65,769)
Net Expenditure	10,83,99,309
101 Panchayati Raj	...	6,39,09,000	6,39,09,000	35,17,01,496
103 Rural Development	...	1,04,64,000	1,04,64,000	46,43,14,763
800 Other Expenditure	...	20,00,000	20,00,000	39,35,000
Total-4515	...	7,63,73,000	7,63,73,000	96,68,26,618
Total-(b)-Capital Account of Rural Development	...	7,63,73,000	7,63,73,000	96,68,26,618

Statement No. 12 - Contd.

Nature of expenditure	Expenditure during the year 2002-2003			Expenditure to the end of the year Rs.
	Non-Plan	Plan	Total	
	Rs.	Rs.	Rs.	
C. Capital Account of Economic Services-Contd.				
(c) Capital Account of Special Areas Programme				
4552 Capital Outlay on North Eastern Areas				
001 Direction and Administration	...	80,95,179	80,95,179	1,23,97,457
Power Projects	1,03,57,01,357
106 Other Live Stock Development	...	35,99,957	35,99,957	46,84,957
01 Forestry				
101 Contribution to Central Resurce Pool for Development of North Eastern Region(C.S.S)	...	6,53,03,741	6,53,03,741	12,27,29,720
105 Forest Produce	...	65,10,000	65,10,000	1,49,10,000
Roads and Bridges				
04 District and other Roads				
800 Other Expenditure	16,85,50,000
Construction/Improvement of Kumarghat Kanchanpur-Monpai to Aizal Road	10,85,36,328
Construction/Improvement of Dumchaerra Monpai Fuldengshi to Tupaebari road	4,81,67,679
Construction of District Roads	13,53,60,483
Building/Road Trimming	5,84,54,950
Other works each costing Rs. 25.00 lakh and less	41,63,09,879
Diesel/Gas Power Generation				
Gas Thermal Project	...	23,76,45,296	23,76,45,296	85,02,38,485
05 Medical Education, Training and Research				
200 Other System	1,07,14,976
220 Regional Pharmacy Institute	...	80,24,000	80,24,000	82,17,014
221 Diabetics Research Institute	...	10,16,000	10,16,000	20,19,311
Total-4552	...	33,01,94,173	33,01,94,173	2,99,69,92,596
Total-(c)-Capital Account of Special Areas Programme	...	33,01,94,173	33,01,94,173	299,69,92,596
(d) Capital Account of Irrigation and Flood Control				
4701 Capital Outlay on Major and Medium Irrigation				
04 Medium Irrigation-Non-Commercial				
001 Direction and Administration				
Gross Expenditure	...	61,53,561	61,53,561	28,53,26,012
Deduct-Receipts and recoveries on capital Account	(-)2,73,411
Net expenditure	...	61,53,561	61,53,561	28,50,52,601
799 Suspense	31,61,644
800 Other Expenditure-				
Gumti Irrigation Projects	...	70,81,042	70,81,042	29,19,02,058
Khowai Medium Irrigation Project	...	25,89,154	25,89,154	36,31,93,152
Manu Medium Irrigation Project	...	48,64,135	48,64,135	25,45,98,292
Survey and Investigation	1,07,35,282
Other Works each costing Rs. 25.00 lakh and less	6,31,23,772
Gumti Medium Irrigation Project(C.S.S.)	31,28,467
Manu Medium Irrigation Project(C.S.S.)	...	18,85,215	18,85,215	48,35,651

Statement No. 12 - Contd.

Nature of expenditure	Expenditure during the year 2002-2003			Expenditure to the end of the year Rs.
	Non-Plan Rs.	Plan Rs.	Total Rs.	
C. Capital Account of Economic Services-Contd.				
(d) Capital Account of Irrigation and Flood Control-Concl'd.				
4701 Capital Outlay on Major and Medium Irrigation-Concl'd.				
80 General				
052 Machinery and Equipment	1,28,946
Total-4701	...	2,25,73,107	2,25,73,107	1,27,98,59,865
4702 Capital Outlay on Minor Irrigation				
101 Surface Water	...	29,31,56,434	29,31,56,434	63,49,14,237
102 Ground Water	11,49,51,503
800 Other Expenditure-				
Gross Expenditure	...	1,08,270	1,08,270	32,31,95,259
Deduct-Receipts and Recoveries on Capital Account	(-16,99,090)
Net Expenditure	...	1,08,270	1,08,270	32,14,96,169
Other works each costing Rs. 25.00 lakh and less	2,28,43,109
Total-4702	...	29,32,64,704	29,32,64,704	109,42,05,018
4705 Capital Outlay on Command Area Development				
001 Direction and Administration	5,60,857
South Tripura	43,10,930
Total-4705	48,71,787
4711 Capital Outlay on Flood Control Projects				
01 Flood Control-				
001 Direction and Administration-				
Gross expenditure	...	85,18,134	85,18,134	19,94,63,217
Deduct-Receipts and Recoveries on Capital Account	(-6,52,161)
Net expenditure	...	85,18,134	85,18,134	19,88,11,056
799 Suspense	(-5,74,937)
800 Other Expenditure				
Embankment Works	...	19,32,224	19,32,224	2,98,96,455
Protective Works	...	1,50,52,748	1,50,52,748	6,34,23,918
Survey and Investigation(C.S.S.)	38,234
Border Area Development Programme	...	1,62,94,919	1,62,94,919	10,10,85,823
Other Works each costing Rs. 25 lakh and less	26,52,22,574
Total-4711	...	4,17,98,025	4,17,98,025	65,79,03,123
Total-(d)-Capital Account of Irrigation and Flood Control	...	35,76,35,836	35,76,35,836	303,68,39,793

Statement No. 12 - Contd.

Nature of expenditure	Expenditure during the year 2002-2003			Expenditure to the end of the year
	Non-Plan	Plan	Total	
	Rs.	Rs.	Rs.	Rs.
C. Capital Account of Economic Services-Contd.				
(e) Capital Account of Energy				
4801 Capital Outlay on Power Projects				
01 Hydel Generation				
001 Direction and Administration-				
Gross expenditure	...	50,45,833	50,45,833	19,39,85,613
Deduct-Receipts and recoveries				
on Capital Account	(-),8,38,211
Net expenditure	...	50,45,833	50,45,833	19,31,47,402
799 Suspense	(-),1,04,80,846(a)
800 Other Expenditure				
Gumati Hydro-Electric Projects	...	16,43,696	16,43,696	32,60,08,529
Gumti Peaking Generation Project	19,07,538
Additional Central Assistance				
Renovation and modernization of 3 X 5 MW				
GHEP (life extension scheme)	...	5,00,000	5,00,000	5,00,000
Other schemes each costing				
Rs. 25 lakh and less	13,30,15,905
Total-01-Hydel Generation	...	71,89,529	71,89,529	64,40,98,528
02 Thermal Power Generation				
001 Direction and Administration-				
Gross expenditure	7,88,028
Deduct-Receipts and Recoveries				
on Capital Account	(-),1,07,454
Net expenditure	6,80,574
799 Suspense	5,001
800 Other expenditure				
Total-02-Thermal Power Generation	134,23,31,306
04 Diesel/Gas Power Generation				
001 Direction and Administration	...	2,10,86,436	2,10,86,436	16,09,85,332
052 Machinery and Equipment	...	17,05,75,687	17,05,75,687	41,69,12,228
Nationalisation of Agartala				
Electricity Scheme	1,03,97,269
800 Other Expenditure	41,17,34,508
Total-04-Diesel/Gas Power Generation	...	19,16,62,123	19,16,62,123	100,00,29,337

(a) Reasons for minus expenditure is under investigation

Statement No. 12 - Contd.

Nature of expenditure	Expenditure during the year 2002-2003			
	Non-Plan Rs.	Plan Rs.	Total Rs.	Expenditure to the end of the year Rs.
C. Capital Account of Economic Services-Contd.				
(e) Capital Account of Energy-Contd.				
4801 Capital Outlay on Power Projects-Concl'd.				
05 Transmission and Distribution				
001 Direction and Administration				
Gross Expenditure	...	6,48,70,715	6,48,70,715	54,42,39,303
Deduct receipt and recoveries on Capital Account	(-)19,34,819
Net Expenditure	...	6,48,70,715	6,48,70,715	54,23,04,484
052 Machinery and Equipment	4,78,232
799 Suspense	(-)1,14,93,630
800 Other Expenditure-	1,53,52,137
APDRD	...	49,84,000	49,84,000	49,84,000
Transmission scheme under Gumati Hydro-Electric Project (Construction of 66 K.V line from Gumati Project to Agartala via Udaipur)	37,68,35,906
132 & 66 KV Transmission line & Sub-Station Central Pool Fund Transmission	...	19,96,48,394	19,96,48,394	40,99,70,965
New Transmission (CSSA)	23,43,297
Renovation of office Building	...	14,18,817	14,18,817	14,18,817
Construction of 33 K.V. transmission line from Churaibari to Agartala under supply of Bulk Power from Assam to Tripura	18,15,13,725
Construction of 11 KV Transmission Line Sub-Station	...	72,99,429	72,99,429	2,85,67,305
Service Connection	1,96,71,355
Communication	...	3,63,918	3,63,918	1,20,95,368
Kutir Jyoti Scheme	1,64,29,629
Energy Audit	...	24,00,000	24,00,000	24,00,000
Line Loss Minimisation	...	20,00,000	20,00,000	20,00,000
05 Transmission and Distribution				
Construction of 132 KV transmission line from Churaibari to Agartala	6,05,03,313
Other works each costing Rs. 25 lakh and less Scheme under R.E.C. Loan	28,73,72,943
Rural Electrification Schemes	58,59,19,806
Other Power Project	27,22,95,704
Other Power Project	93,59,486
Total-05 -Transmission and Distribution	28,29,85,273	28,29,85,273	311,17,57,373
Rural Electrification				
001 Direction and Administration	...	12,86,058	12,86,058	98,01,959
800 Other Expenditure	...	11,09,53,254	11,09,53,254	33,51,25,763
Minimum Needs Programmes	1,90,00,000
Total-06- Rural Electrification	...	11,22,39,312	11,22,39,312	36,39,27,722
80 General				
800 Other expenditure	...	78,00,000	78,00,000	2,50,08,468
Total 80 General	...	78,00,000	78,00,000	2,50,08,468
Total-4801	...	60,18,76,237	60,18,76,237	648,71,52,734

Statement No. 12 - Contd.

Nature of expenditure	Expenditure during the year 2002-2003			Expenditure to the end of the year
	Non-Plan	Plan	Total	
	Rs.	Rs.	Rs.	Rs.
C. Capital Account of Economic Services-Contd.				
(e) Capital Account of Energy-Concl'd.				
4810 Capital Outlay on Non-Conventional Sources of Energy				
001 Direction and Administration	1,02,47,387
101 Bio-Energy	...	28,00,000	28,00,000	1,37,58,208
102 Solar	...	13,00,000	13,00,000	2,34,29,886
103 Wind	1,25,990
600 Others-BADP	...	78,000	78,000	3,02,16,567
800 Other Expenditure	26,41,024
Total-4810	...	41,78,000	41,78,000	8,04,19,062
Total-(e)-Capital Account of Energy				
(f) Capital Account of Industry and Minerals	...	60,60,54,237	60,60,54,237	656,75,71,796
4851 Capital Outlay on Village and Small Industries				
101 Industrial Estates	2,33,36,845
109 Composite Village and Small Industries Co-operatives	1,35,15,000
800 Other Expenditure	55,24,404
Total-4851	4,23,76,249
4860 Capital Outlay on Consumer Industries				
05 Paper and Newsprint				
190 Investment in Public Sector and Other Undertakings	13,14,857
60 Others				
Tea (TTDC)	...	1,50,00,000	1,50,00,000	8,48,00,000
Jute (TJML)	...	7,50,00,000	7,50,00,000	76,56,15,847
Total-4860	...	9,00,00,000	9,00,00,000	85,17,30,704
4875 Other Capital Outlay on Other Industries				
60 Other Industries				
800 Other Expenditure				
Critical Infrastructure				
Balance Scheme (C.C.S.)	...	80,00,000	80,00,000	4,63,35,620
Setting up of Food Park	...	84,00,000	84,00,000	2,94,00,000
Export Promotion				
Industrial Park Scheme (C.C.S.)	3,00,00,000
Food Processing Sector (C.C.S.)	...	3,00,000	3,00,000	7,14,386
Total-4875	...	1,67,00,000	1,67,00,000	10,64,50,006

Statement No. 12 - Contd.

Nature of expenditure	Expenditure during the year 2002-2003			Expenditure to the end of the year
	Non-Plan	Plan	Total	
	Rs.	Rs.	Rs.	Rs.
C. Capital Account of Economic Services-Contd.				
(f) Capital Account of Industry and Minerals-Concltd.				
4885 Other Capital Outlay on Industries and Minerals				
01 Investments in Industrial Financial Institutions				
190 Investments in Public Sector and Other Undertakings				
Tripura Industrial Development Corporation Ltd. Agartala	10,75,50,000
200 Other Investments	...	80,00,000	80,00,000	1,37,50,000
Total-4885	...	80,00,000	80,00,000	12,13,00,000
Total-(f)-Capital Account of Industry and Minerals	...	11,47,00,000	11,47,00,000	112,18,56,959
(g) Capital Account of Transport				
5054 Capital Outlay on Roads and Bridges				
02 Strategic and Border Roads				
001 Direction and Administration	1,56,326
337 Road Works(C.S.S.)				
Central Scheme	...	8,08,68,730	8,08,68,730	26,04,92,780
Improvement of Agartala-Udaipur- Scabrous Road/ Group-II/Portion from Bishramganj to Santirbazar Tri-Junction	79,82,239
Construction of Permanent R.C.C. Bridges over river Katakhal near Agartala Town on Agartala Border(Singerbil) via Airport	87,76,836
Improvement of K.K. Old Road(Kailashahar)	21,77,771
Improvement of Agartala Border Singerbil Road via Airport/ Improvement of formation, Pavement and hard solder	50,27,610
Improvement of Agartala-Udaipur- Scabrous Road/Portion from Shantirbazar Tri-Junction to Manu bazar/Group-III	65,75,653
Improvement of formation, Pavement and provision of hard solder Improvement of Teliamura-Udaipur Road/Portion from Teliamura to Amarpur /Improvement of formation pavement and provision of hard solder (Phase-I)	1,30,91,964
Improvement of Bishramganj-Melaghar Sonamura Road/Improvement of formation, pavement and hard solder(Phase I)	89,15,202

Statement No. 12 - Contd.

Nature of expenditure	Expenditure during the year 2002-2003			Expenditure to the end of the year
	Non-Plan	Plan	Total	
	Rs.	Rs.	Rs.	Rs.
C. Capital Account of Economic Services-Contd.				
(g) Capital Account of Transport-Contd.				
5054 Capital Outlay on Roads and Bridges- Contd.				
02 Strategic and Border Roads- Concltd.				
Resectioning and Carpeting of Road from Udaipur to Shantirbazar in different stretches/portion from 53 K.m to 71 K.m.	3,95,852
Widening of road from Subhas bridge to Phulkumari via Rajarbag	22,90,000
Improvement of Teliamura-Amarpur-Udaipur Road portion from Amarpur to Udaipur (25.536 Km.)/Group-I/ Improvement of formation, pavement and hard solders (Phase-I)	1,08,83,128
Improvement of Bogafa-Belonia Road/ Portion from chainage 0 Km. to 14.63 Km. (Phase-II)/Improvement of formation, pavement and provision of hard solders	84,10,033
Other Schemes each costing Rs. 25 lakh and less	29,27,83,826
Total-02-Strategic and Border Roads	...	8,08,68,730	8,08,68,730	62,79,59,220
03 State Highways				
337 Road Works	1,09,44,127
Other Schemes each costing Rs. 25 lakh and less	37,36,26,968
Total-03-State Highways	38,45,71,095
04 District and Other Roads				
800 Other expenditure	62,90,015
Minimum Needs Programmes (District Road)	...	1,91,81,859	1,91,81,859	31,90,91,724
Other than Minimum Need Programme	...	3,76,38,285	3,76,38,285	31,64,43,391
Basic Minimum Service/PMRY	56,49,27,012
Basic Minimum Service/PMGSY	...	4,11,08,253	4,11,08,253	4,11,08,253
Sixth Schedule	89,76,702
Other than Basic Minimum Service	67,36,141
Border Area Development Programme	...	6,90,25,864	6,90,25,864	29,14,20,042
Externally Aided Project	...	17,56,54,702	17,56,54,702	23,13,57,392
Construction	20,42,79,059
Gross Expenditure	91,20,53,409
Deduct-Receipts and recoveries on Capital Account	(-)33,266
Net expenditure	91,20,20,143
Other Works	23,33,73,470
Other Schemes each costing Rs. 25 lakh and less	182,61,84,200
Loans from NABARD	...	14,35,41,058	14,35,41,058	22,41,29,269
Total-04-District and Other Roads	...	48,61,50,021	48,61,50,021	518,63,36,813

Statement No. 12 - Contd.

Nature of expenditure	Expenditure during the year 2002-2003			
	Non-Plan	Plan	Total	Expenditure to the end of the year
	Rs.	Rs.	Rs.	Rs.
C. Capital Account of Economic Services-Contd.				
(g) Capital Account of Transport-Concltd.				
5054 Capital Outlay on Roads and Bridges-Concltd.				
80 General-				
004 Research	82,92,544
Total-80-General	82,92,544
Total-5054	...	56,70,18,751	56,70,18,751	620,71,59,672
5055 Capital Outlay on Road Transport				
Investment in Share Capital of				
Tripura Road Transport Corporation	8,80,80,000	78,84,000	9,59,64,000	89,47,91,716
Investment in Public Sector undertakings	12,19,812
Total-5055	8,80,80,000	78,84,000	9,59,64,000	89,60,11,528
Total-(g)-Capital Account of Transport	8,80,80,000	57,49,02,751	66,29,82,751	710,31,71,200
(h) Capital Account of Communication				
5275 Capital outlay on other Communication Services				
101 Other Communication Facilities				
Police Radio	...	4,25,000	4,25,000	4,25,000
Total 5275		4,25,000	4,25,000	4,25,000
Total (h) Capital Account of Communication		4,25,000	4,25,000	4,25,000
(i) Capital Account of Science, Technology and Environment				
5425 Capital Outlay on Other Scientific and Environmental Research				
800 Other Expenditure	...	7,69,000	7,69,000	1,56,20,528
Total-5425	...	7,69,000	7,69,000	1,56,20,528
Total-(i)-Capital Account of Science, Technology and Environment	...	7,69,000	7,69,000	1,56,20,528
(j) Capital Account of General Economic Services				
5452 Capital Outlay on Tourism				
01 Tourist Infrastructure				
102 Tourist Accomodation	...	1,26,80,000	1,26,80,000	1,81,82,840
800 Other expenditure-	5,65,726
Minor works				
Total-5452	...	1,26,80,000	1,26,80,000	1,87,48,566
5465 Investments in General Financial and Trading Institutions				
01 Investments in General Financial Institutions				
190 Investments in Public Sector and Other Undertakings , Banks etc.				
Payment of share call money to the Tripura State Bank Ltd.(a)	3,75,000
Investments in share capital on Assam Financial Corporation	53,77,400
Investment in Tripura Gramin Bank	4,24,11,190

Statement No. 12 - Concl'd.

Nature of expenditure	Expenditure during the year 2002-2003			Expenditure to the end of the year Rs.
	Non-Plan Rs.	Plan Rs.	Total Rs.	
C. Capital Account of Economic Services-Concl'd				
Tripura Small Industries Corporation Limited, Agartala	12,51,08,682
(j) Capital Account of General Economic Services-Concl'd.				
5465 Investments in General Financial and Trading Institutions-Concl'd.				
01 Investments in General Financial Institutions-Concl'd.				
Tripura Handloom and Handicrafts Development Corporation Ltd. Agartala	6,70,73,784
Tripura Forest Development and plantation corporation Ltd.	8,94,00,000
Other expenditure- For setting up of common facilities Centre	7,12,000
02 Investment in Trading Institutions				
190 Investment in Public Sector and Other Undertakings				
Tripura Forest Development and plantation corporation Ltd.	...	20,00,000	20,00,000	3,70,60,000
Tripura Small Industries Corporation Limited, Agartala	...	2,20,00,000	2,20,00,000	5,34,40,000
Tripura Handloom and Handicrafts Development Corporation Ltd., Agartala.	...	2,03,35,000	2,03,35,000	9,97,89,000
Total-5465	...	4,43,35,000	4,43,35,000	52,07,47,056
Total-(j)-Capital Account of General Economic Services	...	5,70,15,000	5,70,15,000	53,94,95,622
Total -C- Capital Account of Economic Services	9,60,83,944	2,31,08,63,863	240,69,47,807	2351,42,37,122
GRAND TOTAL	22,52,23,272	4,28,68,42,260	451,20,65,532	3704,01,95,069

**STATEMENT NO. 13 - STATEMENT SHOWING DETAILS OF INVESTMENT OF GOVERNMENT
CO-OPERATIVE BANKS AND SOCIETIES ETC., UP TO THE END OF**

Serial No.	Name of the Concern	Years of Investment	Details of Investment Type of share	Number of Shares/Debentures and percentage of Government investment to the total paid up Capital Debentures
(1)	(2)	(3)	(4)	(5)
I.	Statutory Corporations-			
1.	Assam Financial Corporation, Shillong.	1963-64 to 1991-92	(a) Equity	(a) 53,774
2.	Tripura Road Transport Corporation, Agartala.	1969-70 to 1997-98	(a) (b) Equity/Capital Contribution	(a) 59,000
		1998-1999	(b)	(b)
		1999-2000	(b)	(b)
		2000-2001	(b)	(b)
		2001-2002	(State Govt. & GOI's Investment as share capital.)	(b)
		2002-2003	- do -	(c)
	Total-I-Statutory Corporation			
II.	Government Companies-			
1.	Tripura Small Industries Corporation Limited, Agartala	1964-65 to 1997-98	(a) Equity	(a) 5,85,818
		1998-1999	"	1,36,400
		1999-2000	"	1,80,000
		2000-2001	"	2,05,000
		2001-2002	"	2,00,000
		2002-2003	"	2,20,000
2.	Tripura State Bank Limited, (in Liquidation), Agartala	1970-71	Share call Money	25,000
3.	Tripura Industrial Development Corporation Limited, Agartala.	1973-74 to 1997-98	(a) Equity	(a) 20,28,000
		1999-2000	"	12,500
		2000-2001	"	30,000
		2001-2002	"	45,000
		2002-2003	"	80,000

(a) The Department did not furnish the particulars (September 2003).

(b) Investment is in the shape of contribution to the share capital of the Corporation in terms of Section 23(i)-RTC Act, 1960.

(c) Investment of the State and Central Government are in the shape of contribution in the share capital of corporation. The Government has discontinued the investment since 1987-88.

IN STATUTORY CORPORATIONS, GOVERNMENT COMPANIES, OTHER JOINT STOCK COMPANIES,
2002-2003

Face value of each share/ Debenture	Amount invested up to the end of the year 2002-2003	Amount of dividend declared/ interest received and credited to Government during the year	Remarks
(6)	(7)	(8)	(9)
(a) 100	53,77,400*	NIL	*This includes Rs.20.00 lakh (1990-91: Rs.10.00 lakh; 1991-92 : Rs.10.00 lakh) the full particulars of which were not received from the deptt.
(a)		NIL	*Investment shown here is
(b)	44,82,65,000*		according to the information furnished by
100	6,20,08,000		the Government and is more by Rs. 15,93,284 than
(b)	7,41,59,000	..	that shown in Statement No.12. The difference is
(b)	11,05,98,000	..	under reconciliation (Sept. 2003). The investment
(b)	10,53,91,000	..	also includes Rs.5,18.38 lakh (1990-91 Rs.2,36.38
...	10,53,91,000@	..	lakh; 1991-92 Rs.2,82.00 lakh) full particulars of
	91,11,89,400	..	which were not received from the department
			(September 2003).
			@ The investment here is shown according to the
			information furnished by the State Government and
			is more by Rs. 94,27,000 than shown in Statement
(a)			
100	8,20,84,682*	NIL	
100	1,36,40,000#		
100	1,80,00,000@	..	
100	2,05,00,000	..	
100	2,00,00,000#	..	
100	2,20,00,000	..	
15	3,75,000	NIL	
			(1990-91 Rs.85.00 lakh, 1991-92 Rs.80.00 lakh)
			the details of which are awaited from the Govt.
			(September 2003).
			# The investment shown here is according to the
			information furnished by the Govt. and is less by
			Rs.89.00 lakh (1998-99) & Rs.1,14.40 lakh
			(2001-02) than that of figure in Statement No.12.
(a)		NIL	No.12. The matter is under reconciliation
100	10,45,50,000	..	(September 2003)
100	12,50,000	..	
100	30,00,000	..	
100	45,00,000	..	
100	80,00,000	..	

Serial No.	Name of the Concern	Years of Investment	Details of Investment Type of Share	Number of shares/ Debentures and percentage of Government investment to the total paid up Capital Debentures
(1)	(2)	(3)	(4)	(5)
II. Government Companies - Concl'd.				
4.	Tripura Handloom and Handicrafts Development Corporation Ltd.	1974-75 to 1997-98 1998-1999 1999-2000 2000-2001 2001-2002 2002-2003	(a) Equity " " " " "	(a) 2,48,440 1,02,460 1,27,500 95,237 2,69,900 2,03,350
5.	Tripura Jute Mills Ltd, Agartala.	1974-75 to 1997-98 1998-99 1999-2000 2000-2001 2001-2002 2002-2003	(a) Equity " " " " "	(a) 34,27,510 3,88,000 5,38,500 5,38,000 9,20,000 7,50,000
6.	Tripura Forest Development and Plantation Corporation Limited.	1976-77 to 1997-98 1999-2000 2000-2001 2001-2002 2002-2003	(a) " Equity " "	(a)(a) 7,40,000 25,000 25,000 40,000(100%) 20,000
7.	Tripura Tea Development Corporation Limited.	1980-81 to 1997-98 1998-99 1999-2000 2000-2001 2001-2002 2002-2003	(a)(a) Equity " " " " "	(a)(a) 4,57,500 6,000 12,000 30,000 1,45,000 1,50,000
8.	Tripura Rehabilitation and Plantation Corporation Ltd.	1983-84 to 1997-98 2002-2003	Equity "	4,52,734 NIL
9.	Tripura Horticulture Corporation Limited.	1987-88 to 2000-01 2002-2003	Capital Contribution Equity "	(a) 1,600 4,300
Total-II-Government Companies				

(a) The Department did not furnish the particulars (September 2003).

(a)(a) Full particulars for the year 1991-92 in respect of Sl.NO.6 and that of the year 1990-91 and 1991-92 in respect of Sl.No.7 were not furnished (September 2003).

Contd. Face value of each share/ Debenture	Amount invested up to the end of the year 2002-2003	Amount of dividend declared/ interest received and credited to Government during the year	Remarks
(6)	(7)	(8)	(9)
(a)	...	NIL	# Investment shown here is in accordance with the information furnished by the Government and is less by Rs. 5,50,000 (1974-75 to 1996-97) and
100	5,29,23,784#	..	Rs.4,21,04,000 (1999-2000) and more by Rs.53,00,000
100	1,02,46,000#	..	(1998-99) and Rs.24,000 (2000-01) and Rs.56,90,000
100	1,27,50,000#	..	(2002-2003) than that shown in the Statement No.12.
100	95,24,000#	..	The difference is under reconciliation (September 2003).
100	2,69,90,000#	..	
100	2,03,35,000	..	
(a)	...	NIL	\$\$ Investment shown here is in accordance with the information furnished by the Government and is less
100	42,68,98,847	..	by Rs.2,52,67,000 than that shown in the Statement
100	3,88,00,000	..	No.12. The difference is under reconciliation
100	5,38,50,000	..	(September 2003).
100	5,38,00,000	..	
100	9,20,00,000\$\$..	
100	7,50,00,000	..	*The investment during the years 1982-83 and 1997-98
(a)	(a)	NIL	shown more with that of the figure indicated in
100	7,78,52,000*	..	Statement No.12 by Rs. 8.52 lakh. and Rs. 1.00 lakh
100	25,00,000**	..	respectively. The discrepancy is under reconciliation.
100	25,00,000£	..	(September 2003)
100	40,00,000@	..	**Amount has not been reflected in Statement No.12.
100	20,00,000	..	The matter is under reconciliation. (September 2003).
(a)(a)		NIL	£ The difference of Rs.1,00,00,000 shown less with that
100	5,92,50,000§	..	of figure in Statement No.12 is under reconciliation.
100	6,00,000	..	(September 2003).
100	12,00,000	..	@ Investment shown here is in accordance with the
100	30,00,000	..	information furnished by the Govt. and is less by
100	1,45,00,000	..	Rs.3,10,60,000 than that shown in the Statement
100	1,50,00,000	..	No.12. The difference is under reconciliation
100	4,52,73,400**	..	(September 2003).
(a)	1,36,00,000**\$	NIL	§ Investment shown here is in accordance with the
100	1,60,000	..	information furnished by the Govt. and is more by
100	4,30,000&	..	Rs.87.50 lakh than the figure shown in the
	141,28,82,713	..	Statement No.12 The difference is under
		..	reconciliation (September 2003).
		..	\$ The actual figure would be Rs.65,00,000 instead of
		..	Rs.1,36,00,000 as mentioned in Finance Accounts
		..	2000-2001 under Sl.No.9 of Statement No.13.
		..	&The amount of investment has not been reflected in
		..	Statement No. 12. The matter is under reconciliation
		..	September 2003.

Serial No.	Name of the Concern	Years of Investment	Details of Investment Type of Share	Number of shares/ Debentures and percentage of Government investment to the total paid up Capital Debentures
(1)	(2)	(3)	(4)	(5)
III. Bank-				
1.	Tripura Gramin Bank, Agartala.	1976-77 to 1997-98	(a)	(a)
		1998-99	(a)	(a)
2.	Agartala Urban Development Bank	2000-01 2001-02 2002-03	Ordinary " "	5,000 3,000 100
Total-III-Bank				
IV. Co-operative Banks, Societies, etc-				
1.	Tripura State Co-operative Bank Ltd., Agartala	1957-58 to 1997-98 1998-99 1999-2000 2000-01 2001-02 2002-03	A Class/ Ordinary " " " "	(a) 4,92,873(Y) 3,500 4,000 4,670 7,670 8,670
2.	Tripura Co-operative Land Development Bank Ltd, Agartala	1959-60 to 1997-98 1998-99 1999-2000 2002-03	B Class/ Ordinary " "	3,56,618(Y) 2,16,000 12,000
3.	Tripura State Consumers' Co-operative Federation Ltd. (Formerly known as Tripura Whole Sale Consumer's Co-operative Stores Ltd.)	1961-62 to 1997-98 1998-99 1999-2000 2000-2001 2001-2002 2002-2003	B Class/ Ordinary " " " "	7,02,290(Y) 7,000 1,53,730 38,000 34,000 41,350
4.	Tripura Apex Marketing Co-operative Society Limited	1961-62 to 1997-98 1998-99 1999-2000 2000-01 2001-02 2002-03	Equity/ Ordinary " " " "	7,30,380(Y) 14,000 16,000 3,06,000 96,000 69,400
5.	Primary Marketing Co-operative Society (14 Nos.)	1958-59 to 1997-98 1998-99 1999-2000 2000-01 2001-02 2002-03	B Class/ Ordinary " " " "	6,42,951(Y) 14,880 25,200 21,640 25,200 22,400
6.	Co-operative Credit Society (7 Nos.)	1957-58 to 1984-85	Equity	6,900(Y)

(a) The department did not furnish the particulars.(September 2003).

(Y) Particulars in respect of percentage of investment has not been supplied by the Department(September 2003).

Contd.

Face value of each share/ Debenture	Amount invested up to the end of the year 2002-2003	Amount of dividend declared/ interest received and credited to Government during the year	Remarks
(6)	(7)	(8)	(9)
(a)	2,43,86,200	NIL	(b) Not furnished by the department but as per Statement No.12 amount for investment for the year 1998-99 is Rs.1,80,24,990.
(a)	(b)	"	
100	5,00,000@	NIL	@ Amount has not been reflected in Statement No.12. The matter is under reconciliation. (September 2003).
100	3,00,000@		
1000	1,00,000		
	2,51,86,200		
(a)			
100	5,38,92,750	NIL	
100	3,50,000	"	
100	4,00,000	"	
100	4,67,000	"	
100	7,67,000	"	
100	8,67,000	"	
100/25	1,05,39,850	NIL	The cumulative loss up to 1980-81 was Rs. 29.13 lakh.
25	54,00,000	"	
25	3,00,000	"	
1000/		NIL	
100	7,03,49,000	"	The cumulative loss up to 1980-81 was Rs. 4.461 lakh and financial results from 1981-82 were not received (September 2003).
100	7,00,000	"	
100	1,53,73,000	"	
100	38,00,000	"	
100	34,00,000	"	
100	41,35,000	"	
25/100	1,58,71,300*	NIL	
25	3,50,000	"	The results of the working of society from 1978-79 were not received (Sept. 2003). *The difference of Rs.14.00 lakh during the year 1997-98 with that of Statement No.12 is under reconciliation (September 2003).
25	4,00,000	"	
25	76,55,000	"	
25	24,00,000	"	
25	17,35,000	"	
25/100	1,29,71,625	NIL	Results of working of one society to the end of 1985-86 for 12 years, two for 11 years, two for 7 years, two for 5 years and three for 2 years had not been intimated. (September 2003).
25	3,72,000	"	
25	6,30,000	"	
25	5,41,000	"	
25	6,30,000	"	
25	5,60,000		
10	69,000	NIL	

STATEMENT - 13 -

Serial No.	Name of the Concern	Years of Investment	Details of Investment	
			Type of Share	Number of shares/ Debentures and percentage of Government investment to the total paid up Capital Debentures
(1)	(2)	(3)	(4)	(5)
IV. Co-operative Banks, Societies, etc.-Contd.				
7	Sarbartha Sadhak Samabaya Samities (14 Nos.)	1961-62 to 1979-80	Equity	6,200(Y)
8	Services Co-operative Societies (86 Nos.)	1961-62 to 1984-85	Equity	1,27,650(Y)
9	Seva Samabaya Samities (78 Nos.)	1963-64 to 1982-83	Equity	94,500 (Y)
10	Multipurpose Co-operative Societies (6 Nos.)	1962-63 to 1984-85	Equity	15,100 (Y)
11.	Primary Consumers' Co-operative Societies (31 Nos.)	1963-64 to 1997-98	(a) Equity/ Ordinary	(a) 1,44,980(Y)
		1999-2000	Ordinary	2,000
		2000-2001	Ordinary	2,000
		2001-2002	Ordinary	2,550
		2002-2003	"	2,000
12.	Matsajibi Sambaya Samity (102 Nos)	1971-72 to 1989-90	Equity/ Capital Contribution	11,61,775(Y)
13.	Joint Farming Co-operative Society Limited (1 No.)	1963-64	Equity	200 (Y)
14.	Co-operative Employees Fund Society (11 Nos.)	1976-77	Equity	600(Y)
15.	Byabaharic Samabaya Samity Ltd.(11 Nos.)	1972-73 to 1984-85	Equity	10,650(Y)

(Y)Information in respect of percentage of investment had not been supplied by the department (September 2003).

(a)Full Particulars for years 1988-89 and 1989-90 were not furnished (September 2003).

Contd.

Face value of each share/ Debenture	Amount invested up to the end of the year 2002-2003	Amount of dividend declared/ interest received and credited to Government during the year	Remarks
(6)	(7)	(8)	(9)
10	62,000	NIL	
10	12,76,500	NIL	
10	9,45,000	NIL	
10	1,51,000	NIL	
(a) 10/100	(a) 41,54,500	NIL	
100	2,00,000	”	
100	2,00,000	”	
100	2,55,000	”	
100	2,00,000	”	
(a) 10	(a) 30,78,250	NIL	
10	2,000	NIL	
10	6,000	NIL	
10	1,06,500	NIL	

Serial No.	Name of the Concern	Years of Investment	Details of Investment Type of Share	Number of shares/ Debentures and percentage of Government investment to the total paid up Capital Debentures
(1)	(2)	(3)	(4)	(5)
IV. Co-operative Banks, Societies, etc.-Contd.				
16	Nivedita Mahila Samabaya Bhandar	1975-76 to 1984-85	Equity	(a)
17.	Contract and Construction Co-operative Societies Limited (6 Nos.)	1976-77 to 1989-90	Equity	(a)(a) 35,800
18.	Industrial Co-operative Societies(9 Nos)	1979-80 to 1989-90	Equity	87,910
		1996-97	Equity	30,000
		2001-02	Ordinary	20,000
19.	Primary Agriculture Co-operative Society (212 Nos.)(PACS)	Up to 1979-80	Equity	1,85,450
		From 1980-81 to 1997-98	Equity/ Ordinary	15,48,713(Y)
		1998-99	"	6,580
		1999-2000	"	14,980
		2000-01	"	28,200
		2001-02	"	25,870
		2002-03	"	22,870
20.	Large Size Agriculture Multipurpose Societies (55Nos.)(LAMPS)	Up to 1979-80	Equity	1,87,100 (Y)
		From 1980-81 to 1997-98	Equity/ Ordinary	10,22,123 (Y)
		1998-99	"	400
		1999-2000	"	8,000
		2000-01	"	13,000
		2001-02	"	14,000
		2002-03	"	12,000

(a) Full particulars were not received from the department. (September 2003).

(a)(a) The Government did not furnish the particulars (September 2003).

(Y) Information in respect of percentage of investment has not been supplied by the department (September 2003).

Contd.

Face value of each share/ Debenture	Amount invested up to the end of the year 2002-2003	Amount of dividend declared/ interest received and credited to Government during the year	Remarks
(6)	(7)	(8)	(9)
(a)	24,000	NIL	
(a)(a) 10	4,95,000	NIL	
100	39,56,000	NIL	
100			
100	30,00,000	NIL	
10	2,00,000	NIL	
10	18,54,500	NIL	
10/ 100	4,18,03,500	NIL	
100	6,58,000	"	
100	14,98,000	"	
100	28,20,000	"	
100	25,87,000	"	
100	22,87,000	"	
10	18,71,000	NIL	
10/100	3,15,00,256	NIL	
100	40,000	"	
100	8,00,000	"	
100	13,00,000	"	
100	14,00,000	"	
100	12,00,000	"	

Serial No.	Name of the Concern	Years of Investment	Details of Investment Type of Share	Number of shares/ Debentures and percentage of Government investment to the total paid up Capital Debentures
(1)	(2)	(3)	(4)	(5)
IV.	Co-operative Banks, Societies, etc.-Concl'd.			
21.	Other Co-operatives (35 Nos)	1978-79 to 1997-98	Equity/ B Class/ Ordinary(a)	(a)(a) 12,14,550
		1999-2000	"	32,000
		2000-01	"	88,000
		2001-02	"	54,500
		2002-03	"	1,30,000
22.	Tripura Scheduled Castes Co-operative Development Corporation	1979-80 to 1997-98	B Class	29,327
		1999-2000	"	2,000
		2000-01	"	1,000
		2001-02	"	1,000
		2002-03	"	
23.	Agartala Co-operative Urban Bank Ltd., Co-operative Banks, Societies etc. (a)	1990-91 to 1997-98	(a)/ Ordinary	(a)/2,000
		1998-99	"	650
		1999-2000	"	1,000
24.	OBC Co-operative Development Corporation	1997-98	B Class	2,000
		2000-01	"	4,000
		2001-02	"	2,000
		2002-03	"	1000
25.	Tripura Minorities Co-operative Development Corporation.	1997-98	B Class	200
		2000-01	"	1,500
		2001-02	"	2,500
		2002-03	"	1,000
26.	Tripura Apex Weavers Co-operative Society Ltd.	1998-99	Equity	21,830
		1999-2000	"	33,370
		2000-01	"	27,890
		2002-03	"	95,000
27.	Tripura Scheduled Tribes Co-operative Development Corporation	1998-99	B Class	500
		2000-01	"	1,500
		2001-02	"	5,121
		2002-03	"	47,000
28.	Tripura Co-operative Agricultural and Rural Development Bank Ltd.	2000-01	Ordinary	2,52,000
		2001-02	"	40,000
		2002-03	"	44,000
29.	Labour Co-operatives	2001-02	Ordinary	55,630
	Total-IV-Co-operative Banks, Societies, etc.			
	Grand Total			

(a) Details of investment under Co-operative Banks, Societies etc. during 1990-91 had not been furnished by the Finance Department (September 2002).

(a)(a) Particulars were not received from the Finance Department (September 2003).

Concl'd.

Face value of each share/ Debenture	Amount invested up to the end of the year 2002-2003	Amount of dividend declared/ interest received and credited to Government during the year	Remarks
(6)	(7)	(8)	(9)
(a)(a) 100/10	(a)(a) 2,76,25,300	NIL	
(a) 10	3,20,000	NIL	
10	8,80,000	"	
10	5,45,000	"	
10	13,00,000		
1,000	2,93,27,000**	NIL	**Investment during the year
1,000	20,00,000*	"	1997-98 of Rs.62.24lakh has not
1,000	10,00,000	"	been reflected in St.no.12. The
1,000	10,00,000	"	difference is under reconciliation.
1,000	10,00,000	"	(September 2003).
(a)	46,67,500	NIL	*Amount has not been reflected
100	65,000	"	in Statement No.12. The matter
100	1,00,000	"	is under reconciliation
			(September 2003).
1,000	20,00,000*	NIL	
1,000	40,00,000	"	
1,000	20,00,000	"	
1,000	10,00,000	"	
1,000	2,00,000*	NIL	
1,000	15,00,000	"	
1,000	25,00,000	"	
1,000	10,00,000	"	
100	21,83,000	NIL	
100	33,37,000	"	
100	27,89,000	"	
100	95,00,000	"	
1,000	5,00,000	NIL	
1,000	15,00,000	"	
1,000	51,21,000	"	
1,000	47,00,000	"	
25	63,00,000	NIL	
25	10,00,000	"	
25	11,00,000	"	
10	5,56,300	"	
	44,74,72,631(x)		
	279,68,30,944(P)		

(x) Discrepancy of total investment to co-operative during the year shown here is more by Rs.76,70,000 with that of Statement No. 12 is under reconciliation(September 2003).

(P) Investment shown here is according to the information furnished by Government and is less by Rs.293,65,401 than that shown in the Statement No.12 (up to 1997-98).The difference is under Reconciliation (September 2003). Investment shown by the Government is less by Rs. 1,73,23,590 in 1998-99, Rs. 1,95,04,000 in 1999-2000 and more by Rs. 1,17,13,000 in 2000-01 and less by Rs. 8,51,39,700 in 2001-02 and Rs. 1,75,57,000 than that shown in Statement no. 12. The difference is under reconciliation (September 2003).

STATEMENT NO. 14 STATEMENT SHOWING THE CAPITAL AND OTHER EXPENDITURE (OTHER THAN ON REVENUE ACCOUNTS) TO THE END OF THE YEAR 2002-2003 AND THE PRINCIPAL SOURCES FROM WHICH FUNDS WERE PROVIDED FOR THAT EXPENDITURE

Heads	On 1st April 2002	During the year	On 31st March 2003
	(In crore of rupees)		
(a) Capital and Other Expenditures			
Capital Expenditure-			
General Services	1,84.88	43.28	2,28.16
Social Services	9,57.20	1,67.24	11,24.44
Economic Services-			
Agriculture and Allied Activities	96.45	20.08	1,16.53
Rural Development	89.05	7.64	96.69
Special Areas Programmes	2,66.68	33.02	2,99.70
Irrigation and Flood Control	2,67.91	35.76	3,03.67
Energy	5,96.16	60.60	6,56.76
Industries and Minerals	1,00.72	11.47	1,12.19
Transport	6,44.03	66.30	7,10.33
Communication	...	0.04	0.04
Science, Technology and Environment	1.47	0.08	1.55
General Economic Services	48.26	5.70	53.96
Total- Capital Expenditure	32,52.81	4,51.21	37,04.02
(b) Loans and Advances -			
Loans and Advances for various Services-			
Social Services	20.09	(-)0.17	19.92
Economic Services-			
Agriculture and Allied Activities	10.69	0.11	10.80
Other Rural Development	0.39	...	0.39
Industry and Minerals	3.63	(-)0.05	3.58
Transport	0.15	...	0.15
Loans to Government Servants , etc.	22.26	5.25	27.51
Loans for Miscellaneous purpose	0.31	...	0.31
Total - Loans and Advances	57.52	5.14	62.66(a)
Total-Capital and Other Expenditure	33,10.33	4,56.35	37,66.68
Principal Sources of Funds-			
Debt-			
Internal Debt of the State Government	8,41.29	1,00.92	9,42.21
Loans and Advances from the Central Government	7,33.84	(-)4.24	7,29.60(b)
Small Savings, Provident Funds, etc.	10,64.17	3,42.25	14,06.42
Total- Debt	26,39.30	4,38.93	30,78.23

(a) Differs with the Statement No.4 due to rounding.

(b) Differs with the Statement No.3 due to rounding.

STATEMENT NO.14 - Concl.

Heads	On 1st April 2002	During the year	On 31st March 2003
(In crore of rupees)			
Other Receipts-			
Contingency Fund	10.00	...	10.00
Reserve Fund	(-)26.15	1.20	(-)24.95
Net balances under Deposits, Advances etc., Other than those shown separately	53.17	1.07	54.24
Remittances	33.58	(-)17.00	16.58
Total-Other Receipts	70.60	(-)14.73	55.87
Total-Debt and Other Receipts	27,09.90	424.20	31,34.10
Deduct-Cash Balance	(-)29.47	(-)65.90	(-)95.37
Deduct-Investments	1,39.09	(-)46.90	92.19
Net provision of funds	26,00.28	537.00	31,37.28
Add-Revenue deficit for the year 2002-2003		(-)80.65	
Provision of funds for the year 2002-2003		456.35	

The net provision of funds shown in this Statement differs from the Capital and other expenditure up to the end of the year by Rs.6,29.40 crore as explained below :

	(In crore of rupees)
(i) Net effect to end of 1972-73 of pro-forma transfer of Capital Expenditure from the books of the Central Government to the Territory Section of Accounts	16.72
(ii) Net effect of balances under Debt, Deposit and Remittance heads allocated during 1971-72 on dropping from the Central Accounts	4.56
(iii) Pro-forma transfer of balance from the books of the State Government during 1972-73	5.87
(iv) Amount dropped program	
(1) On account of restructuring of accounting classification during 1974-75	(-) 0.23
(2) Balance closed to Government Account	(-) 5.99
(v) Net Revenue surplus to end of the year 2002-2003	6,18.37
Total Net	6,39.30
Less- Amount transferred to Contingency Fund	9.90
Net	629.40

SECTION-B
DEBT, CONTINGENCY FUND AND
PUBLIC ACCOUNT

**STATEMENT NO. 15 DETAILED STATEMENT OF RECEIPTS,
DISBURSEMENTS AND BALANCES UNDER HEADS OF ACCOUNTS
RELATING TO DEBT, CONTINGENCY FUND AND PUBLIC ACCOUNT**

Heads of Account	Opening Balance Rs.	Receipts Rs.	Disbursements Rs.	Closing balance Rs.
Part I-Consolidated Fund-				
Receipts Heads (Revenue Account)		1880,06,64,381		
Expenditure Heads (Revenue Account)			1960,71,66,659	
Expenditure Heads (Capital Account)			451,20,65,532	
E. Public Debt-(a)				
6003 Internal Debt of the				
State Government	Cr. 841,28,71,311	331,74,49,202	230,82,55,586	942,20,64,927
6004 Loans and Advances from				
the Central Government	Cr. 733,82,93,301	84,84,05,402	89,08,46,788	729,58,51,915
Total-E. Public Debt	Cr.1575,11,64,612	416,58,54,604	319,91,02,374	1671,79,16,842
F. Loans and Advances-(b)				
6202 Loans for Education, Sports,				
Art and Culture	Dr. 80,390	Dr. 80,390
6216 Loans for Housing	Dr. 9,63,07,771	16,43,692	...	Dr. 9,46,64,079
6235 Loans for Social Security and Welfare	Dr. 10,21,45,482	3,17,500	3,17,500	Dr. 10,21,45,482
6245 Loans for Relief on account	Dr. 10,52,657	Dr. 10,52,657
of Natural Calamities				
6250 Loans for Social Services	Dr. 13,36,935	Dr. 13,36,935
6401 Loans for Crop Husbandry	Dr. 28,29,984	Dr. 28,29,984
6405 Loans for Fisheries	Dr. 14,51,197	Dr. 14,51,197
6408 Loans for Food Storage and				
Warehousing	Dr. 6,76,964	Dr. 6,76,964
6425 Loans for Co-operation	Dr. 10,17,80,628	5,26,439	15,79,000	Dr. 10,28,33,189
6515 Loans for other Rural Development				
Programme	Dr. 39,72,373	Dr. 39,72,373
6851 Loans for Village and				
Small Industries	Dr. 3,61,35,358	5,00,792	...	Dr. 3,56,34,566
7055 Loans for Road Transport	Dr. 15,00,000	Dr. 15,00,000
7475 Loans for Other General				
Economic Services	Dr. 3,582	3,582
7610 Loans to Government Servants etc.	Dr. 22,26,07,276	2,79,75,285	8,04,66,848	Dr. 27,50,98,839
7615 Miscellaneous Loans	Dr. 31,02,649	918	...	Dr. 31,01,731
Total-F. Loans and Advances	Dr. 57,49,83,246	3,09,68,208	8,23,63,348	Dr. 62,63,78,386
Total-Part-I Consolidated Fund	...	2299,74,87,193	2740,06,97,913	

(a) For Detailed Account Please refer Statement No. 16.

(b) For Detailed Account Please refer Statement No. 17.

STATEMENT NO. 15 –Contd.

Heads of Account	Opening Balance Rs.	Receipts Rs.	Disbursements Rs.	Closing balance Rs.
Part II-Contingency Fund				
8000 Contingency Fund-				
201 Appropriation from the Consolidated Fund	Cr. 10,00,00,000	Cr. 10,00,00,000
Total-Part II-Contingency Fund	Cr. 10,00,00,000	Cr. 10,00,00,000
Part III-Public Account-				
I.Small Savings, Provident Fund, etc.-				
(a) National Small Savings Fund				
8007 Investments of National Small Savings Fund	Cr. 213,19,98,079	216,64,00,000	...	Cr. 429,83,98,079
Total-8007-Investments of National Small Savings Fund	Cr. 213,19,98,079	216,64,00,000	...	Cr. 429,83,98,079
Total-(a)-National Small Savings Fund	Cr. 213,19,98,079	216,64,00,000	...	Cr. 429,83,98,079
(b) Provident Funds-				
8009- State Provident Funds	Cr. 833,82,61,998	347,22,01,758	221,60,94,328	Cr. 959,43,69,428
Total-8009-State Provident Funds	Cr. 833,82,61,998	347,22,01,758	221,60,94,328	Cr. 959,43,69,428
Total-(b)-Provident Funds	Cr. 833,82,61,998	347,22,01,758	221,60,94,328	Cr. 959,43,69,428
(c) Other Accounts-				
8011 Insurance and Pension Funds	Cr. 17,14,94,189	3,36,73,232	3,36,58,854	Cr. 17,15,08,567
Total-8011-Insurance and Pension Funds	Cr. 17,14,94,189	3,36,73,232	3,36,58,854	Cr. 17,15,08,567
Total-(c)-Other Accounts	Cr. 17,14,94,189	3,36,73,232	3,36,58,854	Cr. 17,15,08,567
Total-I. Small Savings, Provident Funds, etc.	Cr.1064,17,54,266	567,22,74,990	224,97,53,182	Cr. 1406,42,76,074
J.Reserve Fund-				
(b) Reserve Funds not bearing Interest				
8222 Sinking Funds	Dr. 30,00,00,000	Dr. 30,00,00,000
8235 General and Other Reserve Funds	Cr. 3,83,65,476	16,50,51,839	15,31,06,674	Cr. 5,03,10,641
Total- J-Reserve Fund	Dr. 26,16,34,524	16,50,51,839	15,31,06,674	Dr. 24,96,89,359
K.Deposits and Advances-				
(b) Deposits not bearing Interest-				
8443 Civil Deposits-				
101 Revenue Deposits	Cr. 8,68,25,363	3,57,55,390	9,43,54,566	Cr. 2,82,26,187
103 Security Deposits	Cr. 1,38,05,063	2,06,59,896	1,47,62,302	Cr. 1,97,02,657
104 Civil Courts Deposits	Cr. 3,17,67,386	65,73,441	1,23,48,845	Cr. 2,59,91,982
105 Criminal Courts Deposits	Cr. 1,62,71,364	42,134	Cr. 1,63,13,498
106 Personal Deposits	Cr. 1,29,15,939	83,11,33,358	33,91,97,916	Cr. 50,48,51,381
108 Public Works Deposits	Cr. 48,78,65,390	57,79,05,512	42,79,06,891	Cr. 63,78,64,011
109 Forest Deposits	Cr. (-)5,79,160	47,59,061	40,03,473	Cr. 1,76,428
119 Companies Liquidation Accounts	Cr. 1,737	Cr. 1,737
120 Deposits of Autonomous District and Regional Funds	Cr.(-)13,06,43,933	85,09,03,000	71,59,52,521	Cr. 43,06,546
124 Unclaimed Deposits in the General Provident Fund	Cr. 1,49,145	Cr. 1,49,145

(a) The matter of minus balance has already been taken up with the State Government (September 2003).

STATEMENT NO. 15 –Contd.

Heads of Account	Opening Balance Rs.	Receipts Rs.	Disbursements Rs.	Closing balance Rs.
Part-III-Public Account-Contd.				
K.Deposits and Advances - Concl'd.				
(b)-Deposits not bearing Interest - Concl'd.				
8443-Civil Deposits-Concl'd.				
800 Other Deposits	Cr. 83,67,882	8,05,975	61,50,000	Cr. 30,23,857
Total - 8443 - Civil Deposits	Cr. 52,67,46,176	182,85,37,767	161,46,76,514	Cr. 74,06,07,429
8449 Other Deposits-				
120 Miscellaneous Deposits	Cr. 10,96,610	Cr. 10,96,610
Total-8449- Other Deposits	Cr. 10,96,610	Cr. 10,96,610
Total-(b)-Deposits not bearing interest	Cr. 52,78,42,786	182,85,37,767	161,46,76,514	Cr. 74,17,04,039
(c)Advances-				
8550 Civil Advances-				
101 Forest Advances	Dr. 1,01,57,778	23,09,74,648	23,09,47,435	Dr. 1,01,30,565
103 Other Departmental Advances	Dr. 638	Dr. 638
104 Other Advances	Dr. 28,29,146	4,000	1,49,717	Dr. 29,74,863
Total-8550-Civil Advances	Dr. 129,87,562	23,09,78,648	23,10,97,152	Dr. 1,31,06,066
Total-(c)-Advances	Dr. 129,87,562	23,09,78,648	23,10,97,152	Dr. 1,31,06,066
Total-K-Deposits and advances	Cr. 51,48,55,224	205,95,16,415	184,57,73,666	Cr. 2,85,97,973
L.Suspense and Miscellaneous-				
(b) Suspense Accounts-				
8658 Suspense Accounts-				
101 Pay and Accounts Office - Suspense	Dr. 3,47,81,438	1,64,58,020	5,53,57,032	Dr. 7,36,80,450
102 Suspense Account (Civil)	Dr. 1,27,33,846	(-)2,04,645	30,33,506	Dr. 1,59,71,997
107 Cash Settlement Suspense Account	Dr. 32,11,07,781	48,12,98,913	48,28,60,329	Dr. 32,26,69,197
109 Reserve Bank Suspense- Headquarters	Dr. 16,64,868	34,24,608	1,44,54,290	Dr. 1,26,94,550
110 Reserve Bank Suspense- Central Accounts Office	Cr. 12,20,85,166	(-)8,01,44,304	3,74,44,783	Cr. 44,96,079
113 Provident Fund Suspense	Cr. 96,950	50,300	50,300	Cr. 96,950
121 Additional Dearness Allowance Deposits Suspense Account (New)	Cr. 17,256	Cr. 17,256
123 A.I.S. Officers' Group Insurance Scheme	Cr. 3,95,775	2,08,985	4,50,635	Cr. 1,54,125
129 Material Purchase settlement suspense Account	Cr. 25,80,11,154	...	27,500	Cr. 25,79,83,654
Total-8658-Suspense Accounts	Cr. 1,03,18,368	42,10,91,877	59,36,78,375	Dr. 16,22,68,130
Total-(b)-Suspense	Cr. 1,03,18,368	1,03,18,368	59,36,78,375	Dr. 16,22,68,130

(a) The minus balance is under reconciliation(September 2003).

(b) The minus balance is due to clearance of previous year's balance.

STATEMENT NO. 15 –Contd.

Heads of Account	Opening Balance Rs.	Receipts Rs.	Disbursements Rs.	Closing balance Rs.
Part-III-Public Account-Contd.				
L.Suspense and Miscellaneous-Concl'd.				
(c)Other Accounts-				
8670 Cheques and Bills-				
103 Departmental Cheques	Cr. 1,45,32,105	-71,71,934(a)	...	Cr. 73,60,171
Total-8670-Cheques and Bills	Cr. 1,45,32,105	-71,71,934	...	Cr. 73,60,171
8671-Departmental Balances-				
101 Civil	Dr. 61,29,172	...	2,31,77,665	Dr. 2,93,06,837
Total-8671-Departmental Balances	Dr. 61,29,172	...	2,31,77,665	Dr. 2,93,06,837
8672 Permanent Cash Imprest-				
101 Civil	Dr. 18,99,599	...	32,000	Dr. 19,31,599
Total-8672-Permanent Cash Imprest	Dr. 18,99,599	...	32,000	Dr. 19,31,599
8673 Cash Balance Investment Account-				
101 Cash Balance Investment Account	Dr. 139,08,50,000	3200,31,00,000	3153,41,00,000	Dr. 92,18,50,000
Total-8673-Cash Balance Investment Account	Dr. 139,08,50,000	3200,31,00,000	3153,41,00,000	Dr. 92,18,50,000
Total-(c)-Other Accounts	Dr. 138,43,46,666	3199,59,28,066	3155,73,09,665	Dr. 94,57,28,265
Total-L-Suspense and Miscellaneous	Dr. 137,40,28,298	3241,70,19,943	3215,09,88,040	Dr. 110,79,96,395
M. Remittances-				
(a)Money Orders and Other Remittances-				
8782 Cash Remittances and adjustments between officers rendering accounts to the same Accounts Officer-				
101 Cash Remittances between Treasuries and Currency Chests	Cr. 1,13,12,603	Cr. 1,13,12,603
102 Public Works Remittances	Cr. 38,05,15,464	701,42,27,861	726,74,77,836	Cr. 12,72,65,489
103 Forest Remittances	Dr. 5,09,37,402	43,46,00,581	34,98,38,632	Cr. 3,38,24,547
105 Reserve Bank of India Remittances	Dr. 34,58,155	Dr. 34,58,155
Total-8782-Cash Remittances and adjustments between officers rendering accounts to same Accounts Officer	Cr. 33,74,32,510	744,88,28,442	761,73,16,468	Cr. 16,89,44,484
Total-(a)-Money Orders and Other Remittances	Cr. 33,74,32,510	744,88,28,442	761,73,16,468	Cr. 16,89,44,484

(a) The minus balance is due to clearance of previous year's cheques.

STATEMENT NO. 15 –Contd.

Heads of Account	Opening Balance Rs.	Receipts Rs.	Disbursements Rs.	Closing balance Rs.
Part-III-Public Account-Contd.				
M. Remittances- Contd.				
(b)Inter-Government Adjustment Accounts-				
8786 - Adjusting Account between Central and State Governments	Cr. 53,44,077	Cr. 53,44,077
Total-8786-Adjusting Account between Central and State Government	Cr. 53,44,077	Cr. 53,44,077
8787 - Adjusting Account with Railways- North East Frontier Railways	Dr. 12,876	Dr. 12,876
Total-8787-Adjusting Account with Railways				Dr. 12,876
8788 - Adjusting Account with Posts- Director of Accounts, Posts, Calcutta	Cr.1,60,630	Cr. 1,60,630
Total-8788-Adjusting Account with posts			...	Cr. 1,60,630
8789 - Adjusting Account with Defence- CDA-Patna	Dr. 495	Dr. 495
Total-8789-Adjusting Accounts with Defence	Dr. 495
8793 - Inter State Suspense Account- Andhra Pradesh	Cr. 5,24,899	Cr. 5,24,899
Assam	Dr. 17,36,556	48,944	75,014	Dr. 17,62,626
Arunachalpradesh	Dr. 9,72,966	...	2,47,933	Dr. 12,20,899
Bihar	Dr. 300	Dr. 300
Karnataka	Cr. 8,521	Cr. 8,521
Kerala	Cr. 64	Cr. 64
Maharashtra-II	Dr. 39,404	...	4,404	Dr. 43,808
Meghalaya	Dr. 88,252	1,443	9,498	Dr. 93,307
Madhya Pradesh	Cr. (-)7,697	Cr. (-)7,697
Manipur	Cr. 59,035	(-)31,855	...	Cr. 27,180
Mizoram	Dr. 46,592	...	70,179	Dr. 1,16,771
Nagaland	Dr. 9,38,845	...	2,13,049	Dr. 11,51,894
Orissa	Dr. 19,297	...	14,396	Dr. 33,693
Punjab	Dr. 400	Dr. 400
Rajasthan	Dr. 50,13,801	...	(-)30,441	Dr. 49,83,360
Sikkim	Cr. 6,000	Cr. 6,000
Uttarpradesh	Cr. 1,60,486	...	24,005	Cr. 1,36,481

(a) Minus balance is due to adjustment of balance of previous year.

STATEMENT NO. 15 -Concl'd.

Heads of Account	Opening Balance	Receipts	Disbursements	Closing balance
	Rs.	Rs.	Rs.	Rs.
Part-III-Public Account-Concl'd.				
M. Remittances- Concl'd.				
(b)Inter-Government Adjustment Accounts-Concl'd.				
8793 Inter-State Suspense Account-Concl'd.				
West Bengal	Cr. 7,53,010	48,111	9,51,472	Dr. 1,50,351
Gujarat	Dr. 7,292	Dr. 7,292
Himachal Pradesh.	Dr. (-)4,491	Dr. (-)4,491(a)
Total-8793-Inter State Suspense Account	Dr. 73,54,932	66,643	15,79,509	Dr 88,67,798
Total-(b)-Inter Government Adjusting Account	Dr. 18,63,596	66,643	15,79,509	Dr. 33,76,462
Total-M-Remittances	Cr.33,55,68,914	744,88,95,085	761,88,95,977	Cr.16,55,68,022
Total Part-III-Public Account		4776,27,58,272	4401,85,17,539	
Total-Part-I ,II and III		7076,02,45,465	7141,92,15,452	
N. Cash Balances-				
8999 Cash Balance				
Opening and Closing cash balance		(-)29,47,60,685	(-)95,37,30,672	
Grand Total		7046,54,84,780	7046,54,84,780	
		Opening Balance		Closing Balance
		Rs.		Rs.
(A) The details are as follows-				
(I) 101-Cash in Treasuries		1,353		1,353
(ii) 102-Deposit with Reserve Bank of India		(-)29,47,62,038(b)		(-)95,37,32,025
		<u>(-)29,47,60,685</u>		<u>(-)95,37,30,672</u>

(a) Minus balance is due to adjustment of balance of previous year.

(b) The balance with the Reserve Bank of India Rs. 95,37,30,672 (- Dr.) shown in the Government Accounts represents the balance taking into account the Inter-Government monetary settlement pertaining to 2002-03 as advised by the Reserve Bank of India upto 25th April 2003. There was a net difference of Rs. 6,46,055 (- Dr.) between the figures of "Deposit with Reserve Bank of India" as reflected in the accounts for Rs. 95,37,30,672 (- Dr.) and that intimated by the Reserve Bank of India for Rs. 95,30,84,617 (- Dr.). The difference is under reconciliation (September 2003).

**STATEMENT NO. 16 - DETAILED STATEMENT OF DEBT AND OTHER
INTEREST BEARING OBLIGATIONS OF GOVERNMENT**

Description of Debt	When received	Balance on 1st April 2002 Rs.	Additions during the year Rs.	Discharges during the year Rs.	Balance on 31st March 2003 Rs.	
E.Public Debt-						
6003 Internal Debt of the State Government-						
101 Market Loans-						
Market Loans bearing interest (a)	October 1979 to March 2003	469,91,10,000	121,45,37,293	889,65,000	582,46,82,293	
Market Loans not bearing interest(a)	September 1975 to March 1987, March 1993 and March 1996 to Nov. 1998	22,57,500			22,57,500	
103	Loans from Life Insurance Corporation of India	March 1976 to Feb. 2002	228,81,20,165	...	10,59,23,000	218,21,97,165
104	Loans from General Insurance Corporation of India	March 1981 to February 2003	68,27,334	59,91,22,419	7,33,333	60,52,16,420
105	Loans from the National Bank for Agricultural and Rural Development	March 1972 to(-) April 1987, March 1999 to March 2003	1,93,42,045(b)	9,85,75,700	8,40,000	7,83,93,655
108	Loans from National Co-operative Development Corporation	April 1972 to Feb 1998, April 1998 to February 2003	1,14,87,539	30,000	51,72,920	63,44,619
109	Loans from other Institutions (a)	April 1972 to March 2003	60,82,29,543	11,69,83,790	5,55,21,333	66,96,92,000
110	Ways and Means Advances from the Reserve Bank of India	April 2002	76,29,00,000	128,82,00,000	205,11,00,000	...
800	Other Loans	April 1998 to July 1999	5,32,81,275	5,32,81,275
Total-6003		841,28,71,311	331,74,49,202	230,82,55,586	942,20,64,927	
6004 Loans and Advances from the Central Government-						
01 Non-Plan Loans-						
102	Share of Small Savings Collections	April 1979 to March 2003	237,47,70,028	...	62,56,56,000	174,91,14,028
201	House Building Advances- All India Services Officers	February 1985 to Dec. 1998 to March 2003	74,57,533	18,00,000	12,12,831	80,44,702

(a) Details of individual loans are given in the annex of this statement.

(b) Adverse balance is due to non- reflection of receipt of loan from NABARD in Government Account .The matter was taken up with the Government (28.5.2002); the reply had not been furnished (September 2002).

STATEMENT NO. 16 - Contd.

Description of Debt	When received	Balance on 1st April 2002	Additions during the year	Discharges during the year	Balance on 31st March 2003
		Rs.	Rs.	Rs.	Rs.
E. Public Debt-Contd.					
6004 Loans and Advances from the Central Government-					
01 Non-Plan Loans-concltd.					
800 Other Loans-					
Other Educational Loans- National Loan Scholarship Schemes	April 1979 to December 1991	8,000	8,000
Police-					
115 Modernisation of Police Force	March 1985 to Nov. 2002	10,61,78,470	2,75,75,902	1,52,07,840	11,85,46,532
800 Other Loans	March 1997 to March 1998, July 1998 to March 1999	1,05,00,000	...	30,00,000	75,00,000
Social Security and Welfare- Rehabilitation-					
103 Displaced persons from East Pakistan (Now Bangladesh)	January 1991 to October 1996, March 1999	7,36,950	...	61,510	6,75,440
Relief on account of Natural Calamities-					
Flood, Cyclones etc., special Assistance for flood	March 1988 to March 1994	9,04,000	...	84,900	8,19,100
Total-01-Non-Plan Loans		250,05,54,981	2,93,75,902	64,52,23,081	188,47,07,802
02 Loans for State Plan schemes-					
101 Block Loans	April 1989 to March 2003	434,88,18,532	74,32,26,000	18,05,20,011	491,15,24,521
Central Assistance for Non-lapsable Central Pool of Resources	Nov 2002 to March 2003	...	4,40,06,000	...	4,40,06,000
104 1984-89 State Plan Consolidated Loans-					
15 years Consolidated Loans 1990	April 1984 to March 1989	9,77,44,490	...	3,22,83,000	6,54,61,490
Total-02-Loans for State Plan Schemes		444,65,63,022	78,72,32,000	21,28,03,011	502,09,92,011

STATEMENT NO. 16 - Contd.

Description of Debt	When received	Balance on 1st April 2002 Rs.	Additions during the year Rs.	Discharges during the year Rs.	Balance on 31st March 2003 Rs.
E. Public Debt -.Contd.					
6004 Loans and Advances from the Central Government-Contd.					
03 Loans for Central Plan Schemes-					
800 Other Loans-Housing-					
Other Housing Schemes	December 1984	18,000	...	2,000	16,000
Social Security and Welfare-					
Rehabilitation-					
202 Other Rehabilitation Programme-					
Displaced persons from East Pakistan (now Bangladesh)	April 1990 to March 1991	14,087	...	14,087	...
Soil and Water Conservation-					
102 Soil and Water Conservation	September 1987 and January 1988 to March 1998, Aug. 1998 to March 1999	30,85,313	...	2,25,010	28,60,303
Co-operation					
107 Credit Co-operatives	June 1995	3,06,664	...	63,333	2,43,331
108 Other Co-operation	March 2000	3,60,000	...	25,714	3,34,286
Power					
Transmission and Distribution	March 2001	77,61,000	...	1,99,000	75,62,000
Total-03-Loans for Central Plan Schemes		1,15,45,064	...	5,29,144	1,10,15,920
04 Loans for Centrally Sponsored Plan Schemes					
Urban Development					
Integrated Development of Small and Medium Towns-					
800 Other Loans	March 1991 to March 1994 and August 1999	1,18,82,250	...	3,13,750	1,15,68,500
General-					
800 Other Loans	March 1987 to March 1990	45,55,000	...	4,60,000	40,95,000
Crop Husbandry					
108 Commercial Crop	March 1998 to February 2003	2,09,50,750	80,00,000	6,61,250	2,82,89,500
800 Other Loans	July 2001 to October 2002	1,94,12,000	80,00,000	4,85,300	2,69,26,700

STATEMENT NO. 16 - Contd.

Description of Debt	When received	Balance on 1st April 2002 Rs.	Additions during the year Rs.	Discharges during the year Rs.	Balance on 31st March 2003 Rs.	
E.Public Debt-Contd.						
6004Loans and Advances from the Central Government-Contd.						
04Loans for Centrally sponsored Plan Schemes-Conclid.						
Soil and Water Conservation-						
102	Soil Conservation	May 1984 to March 1998, June 1998 to March 2000	1,04,13,299	...	28,40,325	75,72,974
Co-operatives-						
107	Credit Co-operatives	March 1987 to March 1998 January 1999	50,48,665	...	4,83,831	45,64,834
108	Other Co-operative	March 1997 to March 2000	7,20,000	...	17,143	7,02,857
109	Agriculture Credit Stabilisation Fund	September 1999	12,50,000	12,50,000
Minor Irrigation-						
800	Other Expenditure Accelerated Irrigation benefit programme	Nov. 1996 & March 1997	3,30,09,375	...	9,43,125	3,20,66,250
Flood Control and Drainage-Anti-Erosion Project-						
800	Other Loans (Flood control Scheme for Tripura)	March 1997	20,00,000	...	2,00,000	18,00,000
Village and Small Industries-						
102	Small Scale Industries	April 1984 to March 1993	38,511	...	20,920	17,591
103	Handloom Industries	September 1987 to October 1994 and March 1998, September 1999 and January 2001	16,53,990	...	3,82,687	12,71,303
Civil Supplies-						
800	Other Loans	March 1993 to June 1994 and Feb 1998, March '99	18,97,104	...	12,97,104	6,00,000
Roads and Bridges						
Roads of Inter State or Economic Importance						
337	Roads Works	March 2000	53,50,000	...	1,37,500	52,12,500
Capital Outlay on N.E. Areas						
800	Other Loans	March 2001	17,72,000	...	4,43,000	13,29,000
Total-04-Loans for Centrally Sponsored Plan-Schemes						
			11,99,52,944	1,60,00,000	86,85,935	12,72,67,009
05 Loans for Special Schemes-						
101	Schemes for North Eastern Council	April 1984 to March 2003	18,12,75,984	1,57,97,500	1,04,24,917	18,66,48,567
102	Development of Border Roads	March 1991 to March 1993	3,73,336	...	80,000	2,93,336
Total-05-Loans for Special Schemes						
			18,16,49,320	1,57,97,500	1,05,04,917	18,69,41,903

STATEMENT NO. 16 - Contd.

Description of Debt	When received	Balance on 1st April 2002	Additions during the year	Discharges during the year	Balance on 31st March 2003
		Rs.	Rs.	Rs.	Rs.
E Public Debt- Concl.					
6004 Loans and Advances from the Central Government- Concl.					
06 Ways and Means Advances-					
102	Ways and Means Advances towards expenditure on upgradation of standards of Administration	1,41,50,000	1,41,50,000
	February 1988, March 1990, May 1991 and May 1992				
	Total-06-Ways and Means Advances	1,41,50,000	1,41,50,000
07 Pre-1984-85 Loans-					
101	Rehabilitation of Displaced persons , Repatriates etc.	18,02,581	18,02,581
	Setpember 1984 to March 1987				
102	National Loans Scholarships Scheme	2,30,647	2,30,647
	September 1974 to March 1979				
105	Small Savings Loans	2,95,560	...	2,57,700	37,860
	March 1972 to March 1979				
106	Pre-1979-80 consolidated Loans Productive and semi-productive - purposes				
	Loans for Semi-productive purposes repayable over 30 years from 1979-80	2,72,53,202	...	38,43,000	2,34,10,202
	July 1963 to March 1979				
108	Pre-1979-84 Consolidated Loans-				
	Loans repayable annually over 25 years	3,36,56,976	...	90,00,000	2,46,56,976
	April 1979 to March 1988 and April 1988				
109	Rehabilitation of Gold Smiths	35,870	35,870
	September 1974 to March 1979				
800	Other Loans	6,03,134	6,03,134
	May 1972 to March 1988 and March 1990				
	Total-07-Pre 1984-85 Loans	6,38,77,970	...	1,31,00,700	5,07,77,270
	Total-6004	733,82,93,301	84,84,05,402	89,08,46,788	729,58,51,915
	Total-E-Public Debt	1575,11,64,612	416,58,54,604	319,91,02,374	1671,79,16,842

STATEMENT NO. 16 - Concl'd.

Description of Debt	When Received	Balance on 1st April 2002 Rs.	Additions during the year Rs.	Discharges during the year Rs.	Balance on 31st March 2003 Rs.
I	Small Savings, Provident Funds, etc.-				
(a)	National Small Savings Fund				
8007	Investment of National Small Savings Funds	Cr. 213,19,98,079	216,64,00,000	..	Cr. 429,83,98,079
	Total-(a)-National Small Savings Fund	Cr. 213,19,98,079	216,64,00,000	..	Cr. 429,83,98,079
(b)	Provident Funds-				
8009	State Provident Funds-				
01	Civil-				
101	General Provident Fund	830,71,37,224	346,65,90,315	221,38,74,850	955,98,52,689
102	Contributory Provident Fund	23,22,001	2,64,620	...	25,86,621
104	All India Services Provident Fund	2,72,51,033	53,46,823	22,19,478	303,78,378
	Total-01	833,67,10,258	347,22,01,758	221,60,94,328	959,28,17,688
60	Other Provident Funds-				
101	Workmen's Contributory Provident Funds	15,51,740	15,51,740
	Total-60	15,51,740	15,51,740
	Total-8009	Cr. 833,82,61,998	347,22,01,758	221,60,94,328	959,43,69,428
	Total-(b)-Provident Funds	Cr. 833,82,61,998	347,22,01,758	221,60,94,328	959,43,69,428
(c)	Other Accounts-				
8011	Insurance and Pension Funds-				
105	State Government Insurance Funds	Cr. 17,14,94,189	3,36,73,232	336,58,854	17,15,08,567
	Total-8011-Insurance and Pension Funds	Cr. 17,14,94,189	3,36,73,232	336,58,854	17,15,08,567
	Total-(c)-Other Accounts	Cr. 17,14,94,189	3,36,73,232	336,58,854	17,15,08,567
	Total-I-Small Savings , Provident Funds, etc.	Cr. 1064,17,54,266	567,22,74,990	224,97,53,182	1406,42,76,074
	GRAND TOTAL	Cr. 2639,29,18,878	983,81,29,594	544,88,55,556	3078,21,92,916

ANNEX TO THE STATEMENT NO. 16

Description of Debt	When received	Balance on 1st	Additions	Discharges	Balance on
		April 2002	during the	during the	31st March
		Rs.	Rs.	Rs.	2003
					Rs.
E. Public Debt-					
6003 Internal Debt of the State					
Government-					
101 Market Loans bearing Interest-					
11% Tripura State Development Loan, 2002	August 1987	8,90,00,000	...	8,89,65,000	35,000
11.50% Tripura State Development Loan, 2008	September 1988	10,54,00,000	10,54,00,000
11.50% Tripura State Development Loan, 2009	September 1989	12,93,00,000	12,93,00,000
11.50% Tripura State Development Loan, 2010	July 1990	12,84,00,000	12,84,00,000
11.50% Tripura State Development Loan, 2011	July 1991	5,08,00,000	5,08,00,000
12% Tripura State Development Loan, 2011	October 1991	8,49,00,000	8,49,00,000
12% Tripura State Development Loan, 2011	March 1992	3,00,00,000	3,00,00,000
13% Tripura State Development Loan, 2007	July/August 1992	19,12,10,000	19,12,10,000
13.50% Tripura State Development Loan, 2003	May 1993 and September 1993	19,66,00,000	19,66,00,000
12.50% Tripura State Development Loan, 2004	April 1994	17,92,00,000	17,92,00,000
14% Tripura State Development Loan, 2005	May 1995	17,92,00,000	17,92,00,000
13.85% Tripura State Development Loan 2006	May 1996	17,92,00,000	17,92,00,000
13.75% Tripura State Development Loan 2007	January 1997	1,79,00,000	1,79,00,000
13.05% Tripura State Development Loan 2007	May 1997	26,37,00,000	26,37,00,000
12.15% Tripura State Development Loan 2008	April 1998	25,00,00,000	25,00,00,000
12.50% Tripura State Development Loan 2008	October 1998	42,43,00,000	42,43,00,000
11.85% Tripura State Development Loan - 2009	September 1999	46,92,00,000	46,92,00,000
12.25% Tripura State Development Loan-2010	April 1999	36,13,00,000	36,13,00,000
10.52% Tripura State Development Loan-2010	April 2000	50,00,00,000	50,00,00,000
10.82% Tripura State Development Loan-2011	January 2001	29,95,00,000	29,95,00,000
10.35% Tripura State Development Loan-2011	May 2001	30,00,00,000	30,00,00,000
9.45% Tripura State Development Loan-2011	October 2001	27,00,00,000	27,00,00,000
7.80% T.S.D. Loan 2012 (I)	June 2002	...	25,34,09,793	...	25,34,09,793
7.80% T.S.D. Loan 2012 (II)	August 2002	...	34,92,00,000	...	34,92,00,000
6.80% T.S.D. Loan 2012	December 2002	...	24,19,20,000	...	24,19,20,000
6.95% T.S.D. Loan 2013	February 2003	...	20,00,00,000	...	20,00,00,000
6.75% T.S.D. Loan 2013	March 2003	...	17,00,07,500	...	17,00,07,500
TOTAL		469,91,10,000	121,45,37,293	8,89,65,000	582,46,82,293

Annex to the Statement No. 16 – Concl'd.

Description of Debt	When received	Balance on 1st April 2002 Rs.	Additions during the year Rs.	Discharges during the year Rs.	Balance on 31st March 2003 Rs.
E. Public Debt-Concl'd.					
6003 Internal Debt of the State Government-Concl'd.					
101 Market Loans not bearing interest-					
6.3/4 % Tripura State Development Loan,1992	September 1980	4,85,000	4,85,000
6% Tripura State Development Loan,1986	September 1976	17,30,100	17,30,100
6% Tripura State Development Loan 1987	September 1977	12,400	12,400
7.5% Tripura State Development Loan 1997	October 1982	30,000	30,000
TOTAL-101		22,57,500	22,57,500
109 Loans from other Institutions-					
(i) Loans from Rural Electrification Corporation	March 1976 to March 2001	66,18,94,402	1,93,77,440	5,50,00,333	62,62,71,509
(ii) Loans from National Insurance Corporation	April 1982 to June 1986	1,84,19,491	1,84,19,491
(iii)Loans from HUDCO	January 1992 to March 1993	35,81,650	9,76,06,350	5,21,000	10,06,67,000
(iv) Loans from I.F.C.I.		(-)72,00,000(a)	(-)72,00,000
(v) Loans from I.C.I.C.I.		(-)55,23,000(a)	(-)55,23,000
(vi) Loans from U.B.I.		(-)1,34,00,000(a)	(-)1,34,00,000
(vii) Loans from U.C.O. Bank		(-)77,00,000(a)	(-)77,00,000
(viii) Loans from Indian Bank		(-)1,20,00,000(a)	(-)1,20,00,000
(ix) Loans from Bank of Baroda		(-)54,55,000(a)	(-)54,55,000
(x) Loans from I.D.B.I		(-)1,63,88,000(a)	(-)1,63,88,000
(xi) Loans from Jute Corporation of India		(-)80,00,000(a)	(-)80,00,000
TOTAL-109		60,82,29,543	11,69,83,790	5,55,21,333	66,96,92,000

(a) The matter of minus balance has already been taken up with the State Government (21.09.2001); the reply had not been furnished (September 2003).

**STATEMENT NO. 17-DETAILED STATEMENT OF LOANS AND
ADVANCES BY GOVERNMENT**

Major and Minor Heads of Accounts	Balance on 1st April 2002	Advanced during the Year	Total	Repaid during the year	Balance on 31st March 2003	Interest received and credited to revenue
	Rs.	Rs.	Rs.	Rs.	Rs.	Rs.
F. Loans and Advances-						
(i) Loans for Social Services						
(a) Education , Sports , Art and Culture -						
6202 Loans for Education , Sports , Arts and Culture						
01 General Education						
800 Other Loans	80,390	...	80,390	...	80,390	...
Total-6202	80,390	...	80,390	...	80,390	...
Total(a) Education, Sports, Art and Culture	80,390	...	80,390	...	80,390	...
(c) Water supply , Sanitation, Housing and Urban Development-						
6216 Loans for Housing -						
80 General-						
800 Other Loans-						
Economically Weaker Section of the Society	4,09,13,686	...	4,09,13,686	4,02,699	4,05,10,987	...
Lower Income Group Housing Scheme	4,83,54,171	...	4,83,54,171	5,06,360	4,78,47,811	...
Loans from HUDCO	70,39,914	...	70,39,914	7,34,633	63,05,281	...
Total-6216	9,63,07,771	...	9,63,07,771	16,43,692	9,46,64,079	...
Total-(c)-Water supply, Sanitation , Housing and Urban Development	9,63,07,771	...	9,63,07,771	16,43,692	9,46,64,079	...
(g) Social Welfare and Nutrition-						
6235 Loans for Social Security and Welfare-						
01-Rehabilitation-						
200-Other relief measures	5,65,74,911	...	5,65,74,911	...	5,65,74,911	...
202-Other rehabilitation schemes.	4,55,70,571	...	4,55,70,571	...	4,55,70,571	...
60-Other Social Security Welfare Programmes						
800 - Other Loans	...	3,17,500	3,17,500	3,17,500
Total-6235	10,21,45,482	3,17,500	10,24,62,982	3,17,500	10,21,45,482	...
Total-(g)-Social Welfare and Nutrition	10,21,45,482	3,17,500	10,24,62,982	3,17,500	10,21,45,482	...

STATEMENT NO. 17-Contd.

Major and Minor Heads of Accounts	Balance on 1st April 2002	Advanced during the Year	Total	Repaid during the year	Balance on 31st March 2003	Interest received and credited to revenue
	Rs.	Rs.	Rs.	Rs.	Rs.	Rs.
F. Loans and Advances-Contd.						
(i) Loan for Social Services-Concltd.						
(h) Others-						
6245 Loans for Relief on account of Natural Calamities-						
01 Drought						
800 Other Loans-	10,52,657	...	10,52,657	...	10,52,657	...
Total-6245	10,52,657	...	10,52,657	...	10,52,657	...
6250 Loans for Social Services-						
60 Others						
201 Labour	11,27,701	...	11,27,701	...	11,27,701	...
800 Other Loans	2,09,234	...	2,09,234	...	2,09,234	...
Total-6250	13,36,935	...	13,36,935	...	13,36,935	...
Total-(h)-Others	23,89,592	...	23,89,592	...	23,89,592	...
Total-(i)-Loans for Social Services	20,09,23,235	3,17,500	20,12,40,735	19,61,192	19,92,79,543	...
(ii) Loans for Economic Services-						
(a) Loans for Agriculture and Allied Activities-						
6401 Loans for Crop Husbandry-						
106 High Yielding Varieties Programmes	15,07,332	...	15,07,332	...	15,07,332	...
119 Horticulture and Vegetable Crops	12,62,284	...	12,62,284	...	12,62,284	...
800 Other Loans	60,368	...	60,368	...	60,368	...
Total-6401	28,29,984	...	28,29,984	...	28,29,984	...
6405 Loans for Fisheries-						
800 Other Loans	14,51,197	...	14,51,197	...	14,51,197	...
Total-6405	14,51,197	...	14,51,197	...	14,51,197	...
6408 Loans for Food Storage and Warehousing-						
01 Food						
101 Procurement and Supply	5,00,000	...	5,00,000	...	5,00,000	...
02 Storage and Warehousing-						
800 Other Loans	1,76,964	...	1,76,964	...	1,76,964	...
Total-6408	6,76,964	...	6,76,964	...	6,76,964	...

STATEMENT NO. 17-Contd.

Major and Minor Heads of Accounts	Balance on 1st April 2002	Advanced during the Year	Total	Repaid during the year	Balance on 31st March 2003	Interest received and credited to revenue
	Rs.	Rs.	Rs.	Rs.	Rs.	Rs.
F. Loans and Advances-Contd.						
(ii) Loans for Economic Services-Contd.						
(a) Loans for Agriculture and Allied Activities-Concltd.						
6425 Loans for Co-operation-						
106 Loans to Multipurpose Rural Co-operatives	44,29,497	...	44,29,497	5,19,839	39,09,658	...
107 Loans to credit Co-operatives	2,81,54,195	14,55,000	2,96,09,195	1,800	2,96,07,395	...
108 Loans to other Co-operatives	6,91,96,936	1,24,000	6,93,20,936	4,800	6,93,16,136	...
Total-6425	10,17,80,628	15,79,000	10,33,59,628	5,26,439	10,28,33,189	...
Total-(a)-Loans for Agriculture and Allied Activities	10,67,38,773	15,79,000	10,83,17,773	5,26,439	10,77,91,334	...
(b) Loans for Other Rural Development-						
6515 Loans for other Rural Development programmes-						
102 Community Development	39,72,373	...	39,72,373	...	39,72,373	...
Total-6515	39,72,373	...	39,72,373	...	39,72,373	...
Total-(b)-Loans for Rural Development	39,72,373	...	39,72,373	...	39,72,373	...
(f) Loans for Industry and Minerals-						
6851 Loans for Village and Small Industries-						
102 Small Scale Industries	1,55,11,289	...	1,55,11,289	3,63,046	1,51,48,243	...
103 Handloom Industries	1,89,78,544	...	1,89,78,544	...	1,89,78,544	...
104 Handicraft Industries	5,000	...	5,000	...	5,000	...
200 Other Village Industries	16,40,525	...	16,40,525	1,37,746	15,02,779	...
Total-6851	3,61,35,358	...	3,61,35,358	5,00,792	3,56,34,566	...
Total-(f)-Loans for Industry and Minerals	3,61,35,358	...	3,61,35,358	5,00,792	3,56,34,566	...

STATEMENT NO. 17-Contd.

Major and Minor Heads of Accounts	Balance on 1st April 2002	Advanced during the Year	Total	Repaid during the year	Balance on 31st March 2003	Interest received and credited to revenue
	Rs.	Rs.	Rs.	Rs.	Rs.	Rs.
F. Loans and Advances-concltd.						
(ii) Loans for Economic Services-concltd.						
(g) Loans for Transport						
7055 Loans for Road Transport-						
800 Other Loans	15,00,000	...	15,00,000	...	15,00,000	...
Total-7055	15,00,000	...	15,00,000	...	15,00,000	...
Total-(g)-Loans for Transport	15,00,000	...	15,00,000	...	15,00,000	...
(j)- Loans for General Economic Services-						
7475 Loans for Other General Economic Services-						
800 Other Loans	3,582	...	3,582	3,582
Total-7475	3,582	...	3,582	3,582
Total-(j)-Loans for General Economic Services	3,582	...	3,582	3,582
Total-(ii)-Loans for Economic Services	14,83,50,086	15,79,000	14,99,29,086	10,30,813	14,88,98,273	...
(iii)Loans to Government Servants-						
7610 Loans to Government Servants etc.						
201 House Building Advances	11,04,22,876	5,01,55,024	16,05,77,900	1,77,51,370	14,28,26,530	...
202 Advances for purchase of Motor Conveyances	1,73,86,449	42,90,880	2,16,77,329	47,04,302	1,69,73,027	...
203 Advances for purchase of other conveyances	1,15,29,195	5,77,447	1,21,06,642	2,89,420	1,18,17,222	...
204 Advances for purchase of Computer	1,28,18,640	1,46,79,307	2,74,97,947	38,33,435	2,36,64,512	...
800 Other Advances	7,04,50,106	1,07,64,190	8,12,14,296	13,96,758	7,98,17,538	...
Total-7610	22,26,07,276	8,04,66,848	30,30,74,124	2,79,75,285	27,50,98,829	...
Total-(iii)-Loans to Government Servants	22,26,07,276	8,04,66,848	30,30,74,124	2,79,75,285	27,50,98,829	...
(iv) Loans for Miscellaneous Purposes-						
7615 -Miscellaneous Loans-						
200 Miscellaneous loans	31,02,649	...	31,02,649	918	31,01,731	...
Total-7615	31,02,649	...	31,02,649	918	31,01,731	...
Total-(iv)-Loans for Miscellaneous Purposes	31,02,649	...	31,02,649	918	31,01,731	...
Total-F-Loans and Advances	57,49,83,246	8,23,63,348	65,70,29,094	3,01,49,916	62,63,78,386	...

(a) Figure under interest received and credited to revenue had not yet been reflected in the Government Account.

STATEMENT NO. 17 -Concl'd.

Details of Loans Advanced during the year 2002-2003 for Plan purposes are given below:

Major and Minor Heads of Account	Amount Rs.
6235 Loans for Social Security and Welfare-	
60-Other Social Security Welfare Programmes	
800 Other Loans	3,17,500
6425 Loans for Co-operation-	
107 Loans to credit Co-operatives	14,55,000
108 Loans to other Co-operatives	1,24,000
7610 Loans to Government Servants etc.	
201 House Building Advance	5,01,55,024
202 Advances for purchase of Motor Conveyance	42,90,880
203 Advances for purchases of other conveyance	5,77,447
204 Advances for Purchase of Computer	1,46,79,307
800 Other Advances	1,07,64,190
TOTAL	8,23,63,348

ADDITIONAL FINANCIAL STATEMENT

**STATEMENT OF COMMITMENTS-LIST OF INCOMPLETE CAPITAL WORKS COSTING
Rs. 25 LAKHS AND ABOVE UPTO 31.03.2003**

Sl. No.	Name of Project	Cost of Works and Sanction Order No.	Date of Commencement	Target Date of Completion	Revised Cost, if any	Expenditure upto 3/2003	Remarks
1	2	3	4	5	6	7	8
1.	Supply Errection and Commissioning of 2x7.5 MVA 33/11 Kv Sub-station at Agartala Power House. M/H- 4801- PP Plan.	Rs.1,84,73,650/- Sanction Order No. F.11 (38)-CEE/99/1909-13. Dated 21-06-2000.	19.3.2001	19.11.2001	Not available	Rs.1,32,74,333/-	---
2.	T&D action plan of 1996-97/ S.H. Augmentation of Mission Tilla Sub-station by adding 132/33/11 K.V. 1x7.5 MVA Transformers from 79 tilla and Sub-station Agartala. M/H- 4801- Non-lapsable.	Rs.90,41,368/- Sanction Order No. F.10 (6)- CBB/85/13448. Dated 27.7.1996.	8.9.1999	7.9.2000	Not available	Rs.1,13,13,795/-	---
3.	Construction of 1x5 MVA, 33/11 K.V. Sub-station at Kadamtala, North Tripura. M/H- 4801- Non-lapsable.	Rs.62,57,803/- Sanction Order No. F.11 (6)- CBB/2001/21882-86 Dated 15.8.2001.	26.11.2002	21.9.2003	Not available	Not furnished by the Department.	---
4.	Supply Errection, Testing and Commissioning of 1x7.5 MVA Sub-station at Khayerpur. M/H- 4801 –Non lapsable Central Pool of Resources.	Rs.73,36,312/- Agreement No. ED.- 111/32/02-03. Dated 23.10.2002.	Nov 2002	6.7.03	Not available	Rs.13,00,000/-	---
5.	Supply Erection, Testing and Commissioning of 1x7.5 MVA 33/11 Kv Sub-station at Durjoybazar. M/H- 4801 –Non lapsable Central Pool of Resources.	Rs.73,32,312/- Agreement No. ED.- 111/31/02-03. Dated 2.8.2002.	August 2002	15.4.2003	Not available	Rs.19,33,801/-	---
6.	Supply of P.C.C. poles of site 7.5M, 8M & 9M long. for 2000-01. M/H – 4801 P.P. 2801 Mtc.	Rs.1,52,86,000/- +ED+T.S.T. Agreement No. ED.-27/2001-02. dt. 2.8.2002.	Nov 2001	Nov 2002	Rs. 38,21,132/-	Rs.2,26,29,282/-	Works already completed but lifting of poles are yet to be completed.
7.	Augmentation of 66Kv Sub-Station at Udaipur by 1x15 MVA, 132/11Kv and 132/66Kv, 1x15 MVA Auto Transformer Agreement No.ED-IV/UDP/01/2000-2001. Dt 25.8.2000. M/H- 4801 –Power Project	Rs.2,62,79,520/-	5.8.2000	4.4.2001	Rs.303,37,611/-	Rs.379,08,361/-	Final revised cost will be increased after completion of work in all respect and after approval of Final Deviation Statement. The present revised cost is calculated considering the tentative deviation amounting to Rs.40,58,091/-

Sl. No.	Name of Project	Cost of Works and Sanction Order No.	Date of Commencement	Target Date of Completion	Revised Cost, if any	Expenditure upto 3/2003	Remarks
1	2	3	4	5	6	7	8
8.	Construction of 33 Kv Single Circuit line from 66Kv Sub-station, Badharghat to Takarjala 33/11Kv Sub-station. M.H. - 4801 Power Project (Plan) Non-lapsable central poll of Resource.	Rs.66,43,090/- Sanction No. F.11(36)/ CEE/85/2739-44. Dated 6.10.1999	28.1.01	27.7.02	Not available	Rs.81,43,906/-	Expected to be completed by 30.4.2003
9.	Supply Erection, Testing and Commissioning of 1x7.5 MVA 33/11Kv Sub-station at Melaghar, Tripura (West) M.H. - 4801 Power Project (Plan) Non-lapsable central poll of Resource.	Rs.1,15,11,206/- Sanction No. F.11(36)/ CEE/2001/8740-44. Dated 9.4.2001	9.9.02	6.5.03	Not available	Rs.51,06,798/-	Expected to be completed by 31.8.2003
10.	Augmentation of Rabindranagar Sub-station by 1x5 MVA 66/33Kv Transformer by transporting from Bagafa. M.H. - 4801 Power Project (P) State Plan.	Rs.48,29,352/- Sanction No.E.11(36) CEE/2001-02/12 dated 20.7.2001	4.6.2002	3.3.2003	Not available	Rs.42,55,105/-	Expected to be completed by 15.7.2003
11.	Augmentation of 132 Kv Sub-station at Agartala by 2x15 MVA, 132/33 Kv Power transformer with shifting of existing 2x7.5MVA, 132/33/11 Kv Power transformer.	Rs.3,30,963/- Sanction No. F.10(6)/ CEE/86/145. dated 1.10.1992	4.6.2002	31.12.2000	Rs.412.43/- lakh (deviation statement sanction)	Rs.412.43/- lakh	The amount is inclusive of agency charges and some other petty works related to the work Revised Estimate is under progress.
12.	Supply Erection & Commissioning of PLCC link between Bagafa-Belonia & Satchand-Sabroom 66Kv Sub-station.	Sanction No. F.11(11)- CEE/2000/ 7520-24. dated 22/3/2000	20.7.2001	19.3.2002	Rs.72.00 lakh	Rs.60.00 lakhs	The amount is inclusive of agency charges and some other petty works related to the work. Revised Estimate is under progress.
13.	Supply Erection & Commissioning of PLCC link between 132Kv Rokhia S/Sx132Kv Udaipur Sub-station.	Sanction No. F.11(11)- CEE/2000/ 7520-24. dated 22/3/2000	1.7.2001	31.3.2002	Rs.39.00 lakh	Rs.31.00 lakh	The amount is inclusive of agency charges and some other petty-works related to the work. Revised Estimate is under progress.
14.	Supply Testing, Commissioning in change of transportation of 1x15MVA & 2x20MVA power transformer for Grid Sub-station 79 tilla, Agartala (PHASE-I)	Sanction No. F.11(1)- CEE/85(s)/682-86 dated 28/3/2000 and No.750-54. dated 4/4/2002.	6.2.2001	5.12.2002	Rs.218.00 lakh	Rs.178.00 lakh	The amount is inclusive of agency charges and some other petty works related to the work. Revised Estimate is under progress.

Sl. No.	Name of Project	Cost of Works and Sanction Order No.	Date of Commencement	Target Date of Completion	Revised Cost, if any	Expenditure upto 3/2003	Remarks
1	2	3	4	5	6	7	8
15.	Supply Erection & Commissioning of associated electrical instruments and structure in connection with the Augmentation of Grid Sub-station by 1x15 & 2x20MVA transformer.	Sanction No. F.11(16)-CEE/2001/ 91-95. dated 7/1/2002.	27.6.2002	27.2.2003	Rs.123.00 lakh	Rs.78.80 lakh	The amount is inclusive of agency charges and some other petty works related to the work. Revised Estimate is under progress.
16.	Procurement (Supply Erection & Commissioning) of PLCC equipments for establishment of communication in different Sub-station of 132Kv Sub-station of 132Kv transmission line in Tripura during the year 1999-2001 in connection with Purba Kanchanbari & Kailashahar 132/33Kv Sub-station.	Sanction No. F.11(11)-CEE/2000/ 677-81. dated 28/3/2000.	15.9.2002	15.3.2003	Rs.104.00 lakh	Rs.73.45 lakh	The amount is inclusive of agency charges (percentage recovery) and some other petty work related to the work. Revised Estimate is under progress.
17.	Erection and commissioning of 1x21MW GTG set at Rokhia MH - 4801, Non-lapsable central poll of Resource..	Rs.85.17 (in lack) Sanction No. F.5(9)/CEE/98/13293-99. dated 19.6.2000.	20.6.2000	Feb'02 revised date 7/02	Not available	Rs.13,30,21,347/-	NIL
18.	Modernisation/Capital Mtc of G.H.E.P. Unit III/III. MH - 4801 (P)	(i) F.10(6)/SEE/85/17137-42 Rs.73,03,735/- dated 10.9.95. (ii) F.(13)/(20)SEE(GNC)16 Rs.41,090/- dated 8.7.96 (iii) F.(15)(SS)SEE(GNC)1579 Rs. 4,43,000/- dated 5.7.96 (iv) F.13(6)CEE(90)/7302-37 Rs.40,00,000/- dated 17.4.97	Not available	Not available	Not available	Not available	...
19.	1X21MW GT Project of Rokhia c/o G.T. foundation at Auxiliaries cable trenches. MH - 4801 - C.O. or PP(P)	Rs.1,31,93,075/- Sanction number not furnished by the Division.	30.5.2001	26.9.2001	NIL	1,24,98,711/-	Final Bill/Time extension is under process.
20.	1X21MW GT Project at Baramura c/o Boundary wall around Baramura G.T. Complex. MH - 4552 - NEC	Rs.95,97,035/- Sanction number not furnished by the Division.	14.2.2002	13.2.2003	NIL	52,89,749/-	Time extension granted upto 13/5/03

Sl. No.	Name of Project	Cost of Works and Sanction Order No.	Date of Commencement	Target Date of Completion	Revised Cost, if any	Expenditure upto 3/2003	Remarks
1	2	3	4	5	6	7	8
21.	1x21MW GT Project Baramura c/o Extension of Control Room Building at Baramura.	Rs.56,32,848/- Sanction order no. are not furnished by the Division	21.6.2000	25.11.2002	NIL	94,23,822/-	Deviation/extra item has been under process for sanction.
22.	1x21MW GT (extension project) at Baramura c/o Machine foundation to 21 G.T. and Generator including Auxiliaries and Cable Trenches. MH - 4552 - NEC	Rs.1,22,92,451/- Sanction order no. are not furnished by the Division	21.11.2001	13.3.2003	NIL	1,25,26,155/-	Deviation/extra item has been under process for sanction.
23.	G.T.P at Rokhia/1x21 MW extension of project, c/o Approached Road including improvement of existing road. MH- 4801 (P)	Rs.2,71,64,319/- Sanction order no. are not furnished by the Division	29.6.2001	26.9.2001	NIL	28,53,532/-	Extra/deviation item/statement. has been sanctioned by the Authority.
24.	Renovation of 132Kv S/c transmission line from Champaknagar to Teliamura M/H- 8001- Non-lapsable Central Pool.	Rs.204.90 lakh Sanction order no. are not furnished by the Division	25.4.2002	May 2003	NIL	246.30 lakh	...
25.	Installation and Commissioning of 132/11Kv 1x10MVA Bay at Kumarghat M/H- 8001- Non-lapsable Central Pool.	Rs.196.86 lakh Sanction order no. are not furnished by the Division	17.8.2002	16.4.2003	NIL	71.02 lakh	...
26.	Installation and Commissioning of 132/11Kv 1x10MVA Sub-station at Kamalpur M/H- 8001- Non-lapsable Central Pool.	Rs.194.67 lakh Sanction order no. are not furnished by the Division	17.8.2002	16.4.2003	NIL	123.99 lakh	...
27.	Construction of 1x15MVA 66/11Kv Sub-station at Gakulnagar. M/H- 4801- State Plan.	Rs.143.86 lakh Sanction order no. are not furnished by the Division	6.9.2002	5.5.2003	NIL	119.02 lakh	...
28.	KIP/Construction at Khowai Barrage at Chakmaghat. M/H- 4701- (Plan).	Rs.700.10 lakh Sanction order no. are not furnished by the Division	1984	2005-2006	6700 lakh	4586 lakh	Barrage & gate completed. Left bank and right bank canal work are in progress.
29.	Diversion (spill way type) Scheme over Mailok Cherra in Amarpur Block/ Head work only. M/H - 4701 Medium Irrigation- non commercial	Rs.1,99,17,000/- No:152-7(20)/SE/ADC/91/ 2176-95. Dt.17.8.1991 Sanction order no. are not furnished by the Division	10/9/98	10/9/2000	NIL	Rs.68,09,389/-	...

Sl. No.	Name of Project	Cost of Works and Sanction Order No.	Date of Commencement	Target Date of Completion	Revised Cost, if any	Expenditure upto 3/2003	Remarks
1	2	3	4	5	6	7	8
30.	Diversion Scheme over Kachigang Cherra under Matabari Block of South Tripura District/Head works and open canal. M/H - 4701 Medium Irrigation- non commercial	Rs.1,74,00,250/- No.TR/MI/Diver/AIBP/39/99-2000.	4.5.2001	4.5.2003	NIL	Rs.59,15,901/-	...
31.	GIP/Construction at Canal/Construction of L.B.M. canal between Rd.15,403.00mtr. To Rd.20,411.00mtr. including road drainage,cross drainage,road crossing escape etc.	Rs.1,17,28,929/- E.C. Rs. 1,06,89,874/-	25.2.2003	24.2.2004	NIL	Rs.18,79,292/-	...
32.	GIP/Construction of Canal/ Construction of R.M.B.C. at Rd.3200.00mtr. to Rd. 4335.00mtr on alternative alignment and Rd. 4391.00mtr. to Rd.6495.00mtr and old alignment including road bridges and cross drainage/construction of canal from Rd.5791.00mtr. to Rd.6495.00mtr. including road bridges cross drainages etc. in different places/Gr-II.	E.C. Rs.64,45,299/- Rs. 68,62,954/-	18.8.2002	17.8.2003	NIL	10,43,906/-	...
33	GIP/Construction of Canal/Construction of R.M.B.C. at Rd.3200.00mtr. to Rd. 4335.00mtr on alternative alignment and Rd. 4391.00mtr. to Rd.6495.00mtr and old alignment including road bridges and cross drainage/construction of canal from Rd.3200.00mtr. to Rd.4335.00mtr. Rd.4391.00mtr. to Rd.5791.00mtr. including syphon at different points/ Gr No.-I.	E.C. Rs.69,24,987/- Rs. 72,69,851/-	23.8.2002	7.8.2003	NIL	NIL	...
34	Diversion (Pick-up-weir) Scheme over Mahamaya Cherra at Krishnanagar under Rajnagar Block within District South Tripura (Now under Hrishyamukh Block)/construction of Head works with canal and vertical steel gate. (Job No. TR/MI/LIFT/227/97-98) M/H - 4702 (MI)(P)AIBP	Rs.45.26/- lakh No.F.1(68)/IFCD/W/79/dated 21/11/1998 at Deputy Secretary, PWD (W/R) Agartala.	14.4.2001	14.4.2003	NIL	68.60 lakh	...

Sl. No.	Name of Project	Cost of Works and Sanction Order No.	Date of Commencement	Target Date of Completion	Revised Cost, if any	Expenditure upto 3/2003	Remarks
1	2	3	4	5	6	7	8
35	Muhuri Irrigation Project at Kalashi, South Tripura (Diversion Scheme)/ construction of Head works with gates, Head regulators etc. complete including investigation, soil exploration, design etc. complete. (Job No. TR/MI/DIVER/AIBP/40/99-2000) M/H - 4702 (MI)(P)AIBP	Rs.4000.00 lakh F.2(A)/(1168)/IFCD/W/99-2000 dated 16/8/99 at Deputy Secretary, PWD (W/R) Agartala.	30.3.2001	30.3.2004	NIL	203.27 lakh	...
36	Diversion Scheme over Baikhora Charra in West Charakbi Gaon Panchayat under Bagafa Block/Head works and canal. (Job No. TR/MI/DIVER/AIBP/410/99-2000) M/H - 4702 (MI)(P)AIBP	Rs.108.35 lakh. F.2(A)/(1169)/IFCD/W/99-2000 dated 20/9/99 at Deputy Secretary, PWD (W/R) Agartala.	5.4.2001	5.4.2003	NIL	57.69 lakh	...
37	Diversion Scheme over Chagalnaya Charra. (Job No. TR/MI/79/AIBP/2000-2001) M/H - 4702 (MI)(P)AIBP	Rs.111.96 lakh F.2(A)/3085/CE/WR/W/2000-2001 dated 3/9/2000	11.6.2001	11.6.2003	NIL	17.69 lakh	...
38	Diversion Scheme over Choria Charra. M/H - 4702 (MI)(P)AIBP	Rs.118.53 F.20(3)/CE/WR/W/2001-2002 dated 30/4/2002	Work order issued	...	NIL	NIL	...
39	Diversion Scheme over Mahish river (charra) M/H - 4702 (MI)(P)AIBP	Rs.112.75 lakh No.F.20(05)-CE/WR/W/2001-2002 dated 30/04/2002	Work order issued	...	NIL	NIL	...
40	L.I. Scheme at Srinagar, South Srinagar at Krishnanagar at Poangbari over Feni under Satchand Block. (Job No. TR/MI/AIBP/09/2000-2001) M/H - 4702 (MI)(P)AIBP	Rs.294.42 lakh No.F.2(A)/2196/CE/WR/2000-2001 dated 5/6/2002	27/6/2001	7/10/2003	NIL	155.01 lakh	...
41	Diversion Scheme over Bagmara Charra. M/H - 4702 (MI)(P)AIBP	Rs.54.63 lakh No.F.20(4)/CE/WR/W/02 dated 30/04/2003	Tender received	...	NIL	NIL	...

Sl. No.	Name of Project	Cost of Works and Sanction Order No.	Date of Commencement	Target Date of Completion	Revised Cost, if any	Expenditure upto 3/2003	Remarks
1	2	3	4	5	6	7	8
42	L.I. Scheme at Malayamath. M/H - 2702 M.I. works 800 other expenditure other M.I. works T&P Demand No. 15.	Rs.91,37,100/- No.F.22(A)(2194)/SE/W/2 000-2001 dated 2/1/2000 Sanction order no. are not furnished by the Division	2 years	Not available	NIL	22,01,833/-	...
43	Kumarghat Water Treatment Plant i/c allied works M/H 4215-01-102-167 (AUWSP)	Rs.4.47 crore TR/WS/URBAN/CSS & State Plan/14/99-2000. Sanction order no. are not furnished by the Division	18.5.2001	31.7.2003	NIL	77.64 lakh	...
44	Drilling and Development of 12nos. Deep Tubewell in different places for the year 99-2000, Gr-II, (Balance Work). M/H 4215-C.O.W/Sub-station & Sanitation.	Rs.25.37 lakh Sanction order no. are not furnished by the Division	13.9.2001	31.10.2003	NIL	Rs. 15.56 lakh	In progress
45	Drilling and Development of 15nos.D.T.W. in different places of South Tripura for the year 99-2000 Gr-I) M/H 4215-C.O.W/Sub-station & Sanitation	Rs.27.42 lakh Sanction order no. are not furnished by the Division	17.9.2000	30.6.2003	NIL	Rs. 28.20 lakh	Nearing completion
46	Drilling and Development of 20nos.D.T.W. including 7nos. in ADC areas for the year 98-99. M/H 4215-C.O.W/Sub-station & Sanitation	Rs.32.97 lakh Sanction order no. are not furnished by the Division	8.9.2000	30.6.2003	NIL	Rs. 37.43 lakh	Almost completed.
47	R.C.C. Over Head Tank 1.5gallon capacity of straight height 18.3mtr. at K.B.I. at Udaipur (K.B.I. complex) M/H 4215-C.O.W/Sub-station & Sanitation	Rs.67.90 lakh Sanction order no. are not furnished by the Division	13.3.2003	12.1.2004	NIL	Rs. 1.36 lakh	In progress
48	Belonia Treatment Plant M/H 4215-C.O.W/Sub-station & Sanitation	Rs.190.00 lakh Sanction order no. are not furnished by the Division	1.4.2000	Not available	NIL	Rs. 215.37 lakh	Treatment Plant commissioned on 28.11.2002.

Sl. No.	Name of Project	Cost of Works and Sanction Order No.	Date of Commencement	Target Date of Completion	Revised Cost, if any	Expenditure upto 3/2003	Remarks
1	2	3	4	5	6	7	8
49	ARWS Scheme at Jirania/ construction of 0.15 MGD (16 hour) pumping capacity small water treatment plant comprising of small intake structure, raw water pump house, raw water pump suction delivery, static mixture cum flocculation tank, line polymer, Sodium Hypochlorid alum dosing pump with tank laetrile type clarifier with incline flore glass (PRP) inclined plates, clarified water tank with pump, multigrade pressure sand filter, CIR clear water pump house, clean water pumps, supply at all necessary equipments and necessary testing trail run and successful commissioner of whole work etc. in change all required Civil, Electrical and Mechanical works complete. M/H 4215-CO on Water Supply and Sanitation (P)/A.R.W.S.P.	Rs.27,47,500/- F4(14)/PHE (W)/98 dated 31.5.1999	26.6.2000	21.2.2001	...	Rs. 33,27,750/-	1. Construction of Intake wall not completed. 2. Quick sand laying at the Intake side. 3. Hence progress of work is very slow.
50	Quality improvement by way of construction of package type IRP with allied works Ltrs.10,000 GPH capacity each at different places at West Tripura District in change operation up-keep and maintenance of whole plant along with supply of chemicals and consumable materials for 3 month after commissioning at contractors won risk and cost. Gr-II. M/H 4215-CO on Water Supply and Sanitation (P)/A.R.W.S.P.	Rs.44,76,000/- F.3(23)-PHE (W)/99 dated 14.9.1999	25.11.2000	25.5.2002	...	Rs. 33,38,500/-	Work is in progress.
51	Construction of Industrial growth centre at Bodhjunnagar under Jirania Block/Quality improvement by way of cost of IRP with Spray, avators sedimentation tank, rapid gravity filter, pump house clear water ground reservoir of 50000 gallon capacity at Bodhjunnagar. M/H 8443 Civil Deposit.	Rs.27,81,222/- TIDC/ENGG/16/949-56. dt. 4/6/2001.	15.1.2003	13.8.2003	...	NIL	Work is in progress

Sl. No.	Name of Project	Cost of Works and Sanction Order No.	Date of Commencement	Target Date of Completion	Revised Cost, if any	Expenditure upto 3/2003	Remarks
1	2	3	4	5	6	7	8
52	Water Supply Scheme of Manu (N) construction of 3.00 lac gallon per day (0.3 Map) capacity surface water treatment plant alongwith allied components/phase-I. (Job no. TR/ARWS/CSS/11/99-2000) M/H 4215-CO on Water Supply and Sanitation (P)/A.R.W.S.P.	Rs.82.35 lakh F4(10)/PHE(W)/98 dated 8/6/1999 at the Deputy Secretary PWD(WR), Tripura.	(i) For mechanical part 29/3/2000 (ii) For civil part 2/2/2001	29.11.2000	...	38.08 lakh	...
53	ARWS Scheme at Gandacherra/ construction at R.C.C. over Head reservoir at 1 lakh gallon capacity at Gandacherra. (Job no. TR/ARWS/CSS/1/99-2000) M/H 4215-CO on Water Supply and Sanitation (P)/A.R.W.S.P.	Rs.31.15 lakh. No. F.3(18)-PHE(W)/98 dated 7/4/1999	7.10.2000	---	...	23.28 lakh	...
54	AUWS(P) in West Tripura District/Urban Water Supply Scheme at Sonamura/Dismantalling, remodelling, relaying and extension of existing distribution of pipe line in change of construction of drant, sluice valve etc. at Sonamura. (Agreement No. 17/CE/SE/EE/ PHE/VI/BLG/2002-03. Work order value Rs.30,37,311.00) M/H 4215-CO on Water Supply and Sanitation (Plan)	Rs.57,95,000/- vide T/S NO.23/ TS/CE/PHE/2001-2002.	As per agreement 13.11.2002	As per agreement 10.7.2003	...	NIL	Work is in progress
55	Improvement/Upgradation of Fatikroy-Kailashahar-Dharmanagar-Kukital-Chandkhira road/portion from Fatikroy to Assam border (65.586Km) in Tripura/Gr. No.V/ from Thanda charra to Dharmanagar (ch.33.975Km to 38.00Km)/SH. Portion from 35.50Km to 40.50Km. FORMATION. (2.50Km). M/H- 4552/N.E.C.	01/CE/ND/98-99 Rs.40,00,161/-.	26.2.1999	25.11.1999	...	Rs.45,93,634/-	...

Sl. No.	Name of Project	Cost of Works and Sanction Order No.	Date of Commencement	Target Date of Completion	Revised Cost, if any	Expenditure upto 3/2003	Remarks
1	2	3	4	5	6	7	8
56	SH portion from 33.975Km to 35.50Km FORMATION (1.25Km) M/H- 4522/N.E.C.	03/CE/ND/98-99 Rs.42,40,785/-	11.2.1999	11.2.2000	NIL	Rs.44,05,726/-	...
57	Construction at R.C.C. Bridge over river Kakrian Dharmanagar-Bagbassa road (Bridge proper only) M/H- 5054 NABARD	02/CE/ND/02-03 Rs.1,11,90,630/-	19.4.1999	12.11.2001	NIL	Rs.98,82,451/-	...
58	Construction of Supermarket at Dharmanagar (Deposit Work) M/H- Dep. Work.	01/CE/ND/99-2000 Rs.1,79,39,478/-	30.5.1999	30.11.2001	NIL	Rs.73,85,744/-	...
59	Construction of Staff Quarter under Police Housing for Panisagar P.S./4 nos. type-III quarters and another 10 nos. type-II quarters building portion i/c Water Supply and Sanitary installation only/Gr. No.II. M/H- 4216 Housing (Police)	No.F.24-106/EE(N)/2223-38. dated 27/2/2002 Rs.28,08,870/-	13.3.2002	13.9.2002	NIL	Rs.11,65,884/-	...
60	Construction of R.C.C. bridge over Nayachara at Nalchar Bazar on Bisramganj Sonamura Road. M/H- 5054- C.O. R&B.	Rs.1,41,41,400/- No.F.7(119)PWD(W)/2001. dated 30/3/2002.	3.1.2002	27.3.2005	NIL	Rs.26,56,470/-	...
61	Improvement of road from Sonamura to Bisramganj via Taxapara/meteling, carpeting and sand seal (4.00 Km) in different stretches portion in between 2.00Km to 12.00Km. M/H- 5054- C.O. R&B.	Rs.33,27,572/- No.F.5(56)-PWD(W)/2001. dated 29/9/2001.	11.7.2002	10.1.2003	NIL	Rs.24,49,964/-	...
62	Construction of 90 seated hostel building for Melaghar Girls H/S School under Sonamura Sub-division. M/H- 4216-Education.	Rs.37,35,685/- Department of School Education, Tripura.	19.9.2002	19.3.2004	NIL	Rs.5,06,000/-	...

Sl. No.	Name of Project	Cost of Works and Sanction Order No.	Date of Commencement	Target Date of Completion	Revised Cost, if any	Expenditure upto 3/2003	Remarks
1	2	3	4	5	6	7	8
63	(i) Mahaipathar to Kalachera (L-3.50Km) under Kathalia Block, (ii) Larrorbari Chowmuhani to ONGC project (L-3.50Km) under Boxanagar Block, (iii) Kamalnagar to Bijohnagar (L-1.50Km) under Boxanagar Block. M/H-PMGSY package No.01-17(01-02). Sanction by the Rural Roads Deptt. Govt. of Tripura.	Rs.187.207 lakh	19.3.2003	18.3.2004	Not available	NIL	...
64	(i) MLA-Para to Amalakimura (L-3.00Km) under Melagarh Block, (ii) Katchamura to Ghoshpara (L-2.00Km) under Melagarh Block. M/H-PMGSY package sanctioned by the Rural Roads Deptt., Govt. of Tripura.	Rs.113.048 lakh No.01-16(01-02)	19.3.2003	18.3.2004	---	---	...
65	Construction of R.C.C. bridge over river Gumati at Sonamura under strategic road programme/construction of approach road (L-1953m) soling, metalling, carpeting and cross drainage structure. M/H- 5054 – R&B-Strategic.	Rs.1,99,40,000/- No.F.7(121)-PWD (W)/1991. dated 12/3/1992.	15.3.2003	14.3.2004	---	8,52,000/-	...
66	Improvement of Sonamura Nidaya Belonia road (44.20Km) with HUDCO Loan Asstt./portion road Kathalia ch.16.00Km to Barpathari (ch.33.00Km) M/H- 5054- C.O.- R&B	Rs.4,13,03,000/- No.F.5(57)PWD(W)/ 02 dated 5/8/2002.	26.3.2003	25.3.2004	---	---	...
67	Improvement of Sonamura Belonia road (44.20Km) with HUDCO Loan Asstt./portion from Sonamura (ch..0Km) to Kathalia (ch.16Km) M/H- 5054- C.O.- R&B	Rs.2,36,56,000/- No.F.5(56)PWD(W)/ 02 dated 5/8/2002	26.5.2003	25.3.2004	---	---	...

Sl. No.	Name of Project	Cost of Works and Sanction Order No.	Date of Commencement	Target Date of Completion	Revised Cost, if any	Expenditure upto 3/2003	Remarks
1	2	3	4	5	6	7	8
68	Improvement of Mohanbhog-Taibandal-Thalibari-Kathalia road (L.22.00Km) providing metalling, carpeting and send seal coat. M/H- 5054- C.O.- R&B	Rs.45,95000/- Rs.79,19,100/- No.F.5(34)PWD(W)/2000 dated 10/6/2002	26/3/2003	25/3/2004	---	---	...
69.	Improvement of Bishalgarh-Boxanagar-Sonamura road (L-41.75Km) with HUDCO Loan Asstt./portion from ch.27.85Km, Kamalnagar to (ch.41.75Km) Sonamura. M/H- 5054- C.O.- R&B	Rs.3,57,79,200/- No.F.5(73)PWD(W)/2002 dated 2/10/2002	25/3/2003	24/4/2004	---	---	...
70.	Improvement of town road/portion from Switch gate to Sonamura Bus Stand to Sukanta park and outdoor to Sitlabari (L-1.30Km) metaling and carpeting. M/H- 5054- C.O.- R&B	Rs.23,14,302/- No.F.5(20)PWD(W)/2001. dated 21/6/2001	7/9/2002	6/12/2002	---	---	...
71.	Construction of R.C.C. bridge over river Gumati at Mohanbhog on Malaghar Mohanbhog road bridge propetian. M/H- 5054- C.O.- R&B	Rs.5,06,33,000/- No.F.7(90)PWD(W)/2001. dated 20/12/2001	1/10/2002	31/3/2005	---	Rs.16,18,618/-	...
72	Construction of 420 seated Ashram School at Birchandranagar/ construction of 1No. 210 seated Boy's hostel and 1No. 210 seated girls hosted and 210 seated school building. M/H- 4216-Education.	Rs.253.53 lakh	15/2/2002	31/10/2003	---	Rs.115.82 lakh	School building & girls hostel finishing works in progress. Boy's hostel 1st floor level.
73	Construction of 90 seated hostel building for Birchandra Sahid Smrity Vidya Mandir H.S. School, Belonia building portion only. M/H- 4216-Education.	Rs.35.52 lakh	20/8/2001	30/11/2003	---	Rs.28.00 lakh	Main building work completed laboratory block yet to be executed.

Sl. No.	Name of Project	Cost of Works and Sanction Order No.	Date of Commencement	Target Date of Completion	Revised Cost, if any	Expenditure upto 3/2003	Remarks
1	2	3	4	5	6	7	8
74	Improvement of road from Devipur to Barma tilla (L.8Km) during the year 2000-01. Laying flat brick soling. M/H- 5054 OTPMGY.	Rs.34.33 lakh	24.3.2001	Not available	---	Rs.29.00 lakh	Road handed over to G.R.E.F.
75.	Construction of hostel building for the Kali Prasad Para High School at Belonia, under Belonia Sub-division, South Tripura. M/H- 4216-Education.	Rs.28.89 lakh	22.3.2002	21.9.2003	---	Rs.12.18 lakh	Work is in progress
76	Construction of 50 seated hostel building for Santirbazar Girls School, Belonia. M/H- 4216-Education.	Rs.38.85 lakh	4.3.2001	3.9.2001	---	Rs.25.00 lakh	Work completed but proposal of construction of 4 additional rooms building sent to the higher authority for approval.
77	Construction of 4 nos. Type-III and 8 nos. Type-II quarters at Santirbazar police station/SH construction of 8nos. Type-II quarters (2nos. twin wobble storied in/c Sanitary and Water Supply installation. M/H- 4216-Police.	Rs.25.88 lakh	15.12.2001	14.12.2002	---	Rs.15.36 lakh	Work is in progress
78	Construction of road from Manairambari to Goburcharra via Shibpur and Ratanpur (L.13.814Km)/ Earth work information, Spun pipe culverts cross drains erection of Bailey bridge pucca side drains slab culverts and saling etc. TIP/COM/63/2000-01/SH Earth work information cross drainage structure side drains etc. Gr. No-I portion from 0Km. to 3.265Km.. M/H- 5054- OTPMGY-(T.S.P.)	Rs.33.15 lakh	19.1.2002	19.7.2002	---	Rs.14.04 lakh	Work is in progress

Sl. No.	Name of Project	Cost of Works and Sanction Order No.	Date of Commencement	Target Date of Completion	Revised Cost, if any	Expenditure upto 3/2003	Remarks
1	2	3	4	5	6	7	8
79.	Construction of road from Manairambari to Goburcharra via Shibpur and Ratanpur (L.13.814Km)/ Earth work information, Spun pipe culverts cross drains erection of Bailey bridge pucca side drains slab culverts and saling etc. TIP/COM/63/2000-01/SH Earth work information cross drainage structure side drains etc. Gr. No-IV portion from 8.10Km. to 13.81Km.. M/H- 5054- OTPMGY-(T.S.P.)	Rs.39.10 lakh	19.1.2002	19.7.2002	---	Rs.22.83 lakh	Work is in progress
80	Construction of hostel building for Manirambari High School at Belonia. (Job No.TP/BLD/13/2002-03.) M/H - 4216 Education.	Rs.26.92 lakh	15.6.2002	15.12.2002	---	Rs.6.90 lakh	Work is in progress
81	Improvement of road from Kowaifung to Bagmara via Tairuma (L.7.024Km) laying flat brick soling and spun pipe culvert. M/H - 5054 OTPMGY.	Rs.30.03 lakh	27.4.2002	27.10.2002	---	Rs.28.00 lakh	- do -
82	Construction of different types of staff quarters for Electrical Department at Jolaibari, Tripura(S), SH construction of one no. Type-IV quarter (one single storied and 2nos. Type-III and 4nos. Type-II quarter including water arrangement. M/H - 4216 Housing	Rs.27.36 lakh	12.8.2000	12.8.2001	---	Rs.16.98 lakh	- do -
83	Construction of new public library of Belonia. M/H - 4059 Civil Work.	Rs.35.25 lakh	11.4.2003	---	---	Rs.28.93 lakh	- do -
84	Construction of Joypur hostel building. M/H - 4216 Education.	Rs.26.34 lakh	28.8.2002	---	---	Rs.25.36 lakh	- do -
85	Construction of O.P.D. building Belonia hospital. M/H - 4216 Medical.	Rs.37.34 lakh	19.2.2002	---	---	Rs.20.10 lakh	- do -

Sl. No.	Name of Project	Cost of Works and Sanction Order No.	Date of Commencement	Target Date of Completion	Revised Cost, if any	Expenditure upto 3/2003	Remarks
1	2	3	4	5	6	7	8
86	College Library. M/H - 4216 Education.	Rs.40.05 lakh	22.6.2002	---	---	Rs.6.59 lakh	Work is in progress.
87	100 seated hostel building of Belonia College. M/H - 4216 Education.	Rs.96.16 lakh	3.10.2002	---	---	Rs.19.63 lakh	- do -
88	Construction of English medium school. M/H - 4216 Education.	Rs.36.66 lakh	27.12.2002	---	---	Rs.7.18 lakh	- do -
89	Construction of Type-III 4 nos., Type-I 4nos. at Belonia hospital M/H - 4216 Medical.	Rs.30.64 lakh	14.1.2003	---	---	Rs.1.60 lakh	- do -
90	6 Nos. Type-IV and 2 nos. in the first floor of existing Type-IV quarter at Belonia hospital. M/H - 4216 Medical.	Rs.28.90 lakh	---	---	---	Rs.3.18 lakh	- do -
91	Construction of Type-IV, 4 nos./Type-III, 4nos. at Hrishyamukh P.H.C. M/H - 4216 Medical.	Rs.29.81 lakh	---	---	---	Rs.2.70 lakh	- do -
92	Construction of Type-II, 4 nos./Type-III, 4nos. at Hrishyamukh P.H.C. M/H - 4216 Medical.	Rs.26.76 lakh	---	---	---	Rs.5.26 lakh	- do -
93	Construction of Type-IV, 2 nos./Type-II, 4nos. at Belonia Police Station. M/H - 4216 Police.	Rs.26.19 lakh	---	---	---	Rs.4.46 lakh	- do -
94	Improvement of road under Belonia Nagar Panchayat, Gr-II. M/H - 5054 OTPMGY.	Rs.26.59 lakh	---	---	---	Rs.19.62 lakh	- do -
95	Re-carpeting of Belonia town road (L.6.00) Phase-III. M/H - 5054 OTPMGY.	Rs.33.81 lakh	---	---	---	Rs.34.90 lakh	- do -

Sl. No.	Name of Project	Cost of Works and Sanction Order No.	Date of Commencement	Target Date of Completion	Revised Cost, if any	Expenditure upto 3/2003	Remarks
1	2	3	4	5	6	7	8
96	Improvement of Belonia Hrishyamukh road (20Km)/with HUDCO loan assistance portion from 0Km. to 5Km. M/H - 5054 OTPMGY.	Rs.96.39	---	---	---	Rs.21.45	Work is in progress.
97	Improvement of Agartala Town Road during 2000-01/Improvement of Netaji Subhas. Road portion from M.B.B. Club/Gr-No.1/providing road side drain and footpath. M/H- 5054-C.O. on R&B.	Rs.50,73,500/-	2.4.2002	1.7.2002	---	Rs.7,63,064/-	Portion from M.B.B. Club to Motor Stand completed. and road from Motor Stand to Gandhighat will be done by N.B.C.C. Ltd.
98	Maintenance of Agartala Town Road during 2001-02/Construction of R.C.C. slab culvert at Paradise Chowmuhani Battala, Kaman Chowmuhani, Gangail Road, Central Road Extension. M/H- 3054- R&B Mtc. of Dost Roads.	Rs.34,72,388/-	12.9.2002	11.3.2003	---	Rs.29,40,344/-	Work is in progress.
99	Supply of Bailly Type unit Bridge of 120 DSR suitable for IRC class 24-R Leading Heniny Roadway of 3.27mtr. complete steel decking pannel bearing and post etc. M/H- 5054- Road and Bridges.	Rs.41,80,551/-	20.9.2002	19.3.2003	---	---	Supply order issued.
100	Supply of Bailly type unit bridge suitable for IRC class 24-R Leading Heniny Roadway of 3.27mtr. complete steel decking pannel bearing and post etc. of 150 DSR. /H- 5054- Road and Bridges.	Rs.65,10,592/-	20.9.2002	19.3.2003	---	---	Transferred to TLM. DVN. Payment made by E.E. TLM.
101	Construction of boundary wall around the total land area of M.B.B. College complex (3674.20 Mtr.) length. /H- 4202 - C.O. on Education.	Rs.84,70,574/-	5.10.2002	4.4.2004	---	---	Work is in progress.

Sl. No.	Name of Project	Cost of Works and Sanction Order No.	Date of Commencement	Target Date of Completion	Revised Cost, if any	Expenditure upto 3/2003	Remarks
1	2	3	4	5	6	7	8
102	Maintenance of Agartala Town Road/ Maintenance of Gangail Road portion from Mantribari crossing to Gandhi School/widening protection wall, culvert and metalling, carpeting (Length-1575mtr.) M/H-3054-Roads and Bridges.	Rs.30,41,332/-	27.12.2002	26.4.2003	---	Rs.6,70,065/-	Work is in progress.
103	Special repairs to Central Jail Agartala/Raising of compound wall North side, South and other side of Central Jail complex. M/H- 4059-C.O. on P.W.	Rs.26,15,148/-	8.1.2003	7.10.2003	---	---	Work is in progress.
104	Maintenance of Agartala Town Road/ Widening and Re-carpetting from Buddha Mandir to Cantonment Road (Length-560mtr.) M/H- 3054-Roads and Bridges.	Rs.34,32,973/-	8.3.2003	7.7.2003	---	---	Work is in progress.
105	C.I.B. Scheme for Expert promotion facilitation/ smp at Road from Fire Bridgade Chowmuhani to Akhaura Check Post/construction of R.C.C. drain cover for parking place.(42.25mtr.) M/H- 8443-Civil Deposit.	Rs.49,98,725/-	4.5.2002	3.11.2002	---	Rs.7,84,004/-	Work is in progress.
106	Construction of security wall on the both side of road from Buddha Mandir to Durga Chowmuhani via Assam Rifle. TP/BLD/25/01-02. M/H- 4059-P.W.(CIVIL) Demand no. 13.	Rs.36,31,300/- F.22(6)/PWD/W/ 01 dated 27/9/2001	14.12.2001	13.4.2002	---	Rs.14,00,000/- Rs.7,21,556/- Rs.21,21,556/-	Work is in progress.
107	Construction of R.C.C. bridge over river Howrah at Jirania ADC Head Quarter Road in/c approach road. TP/COM/193/01-02. M/H/ - 5054- NABARD Demand no.13.	Rs.2,11,33,600/-F.7-112/PWD (W)/01 dated 13/3/2002	10.12.2002	9.12.2004	---	Rs.33,60,000/-	Work is in progress.

Sl. No.	Name of Project	Cost of Works and Sanction Order No.	Date of Commencement	Target Date of Completion	Revised Cost, if any	Expenditure upto 3/2003	Remarks
1	2	3	4	5	6	7	8
108	Construction of Staff Quarter for Ranir Bazar P.H.C. M/H/ - 4216 - Housing Mecical.	Rs.64,46,000/- F.19-243/Plan/ DFWR/ 01(SUS) dated 6/2/2001	28.3.2002	13.3.2003	---	Rs.4,65,295/-	Work is in progress.
109	Construction of new bridge of Polytechnic Institute, Narasingharh. 3 rd Technical Education project. M/H - 8443 C.P. Part-III.	Rs.2,69,66,800/- F.003/CIVIL/SPIU/01/100 9-1013. dated 12/12/2002	14.5.2002	13.5.2004	---	Rs.1,34,68,053/-	Work is in progress.
110	Improvement of road from Durga Chowmuhani to Tri-junction VIP (Airport) Road at Panchabati. TP/COM/160/01-02. M/H - 5054- OTPMGSY(G)	Rs.1,52,50,900/- F.5-111/PWD (W)/01 Dated 30/1/2002	26.2.2003	25.6.2003	---	---	Work order issued
111	Improvement of road from R.K. Nagar Bridhanagar Radio Station via Kaninagar (L.4.5Km.) TP/COM/137/01-02. M/H - 5054- OTPMGSY(G)	Rs.61,53,400/- F.5-85/PWD (W)/01 Dated 24/12/2001	---	---	---	---	Tender under process.
112	Construction of Staff Quarter in different outlaying Medical Institute under Housing Scheme/HIS construction of 2nos. type-II, 2nos. type-IV quarter at Mohanpur P.H.C. TP/COM/137/01-02 M/H - 5054- OTPMGSY(G)	Rs.40,54,500/- F.19-19/PWD (W)/01 Dated 12/12/2001	27.4.2002	26.2.2003	---	Rs.6,82,374/-	Work is in progress.
113	Construction of 2nos. 70men barrach at TSR Training Center at R.K. Nagar. M/H - 2059 - Police.	Rs.25,80,000/- F.1-8/PD/200/ Lasc dt. 1/11/2001	---	---	---	---	Tender invited.
114	Improvement of Agartala-Airport Road Mahatma Gandhi Sarani Road. TP/COM/109/01-02. M/H - 5054- OTPMGSY(G)	Rs.1,60,98,000/- F.8-52/PWD (W)/01 Dated 17/10/2001	26.10.2002	25.10.2003	---	---	Work order issued.

Sl. No.	Name of Project	Cost of Works and Sanction Order No.	Date of Commencement	Target Date of Completion	Revised Cost, if any	Expenditure upto 3/2003	Remarks
1	2	3	4	5	6	7	8
115	Construction of 50 seated hostel building altered to Rabi Kumar High School. TP/BLD/27/01-02. M/H – 4216 Housing Education.	Rs.27,95,000/- F.21/6/PWD/2000 dated 27/9/2001	12.2.2002	11.12.2002	---	Rs.8,17,332/-	Work is in progress.
116	Construction of 50 seated hostel building at Mandai Bazar Girls High School. TP/BLD/26-01-02. M/H – 4216 Housing Education.	Rs.27,95,100/- F.21/6/PWD/2000 dated 27/9/2001	29.12.2001	28.8.2002	---	Rs.17,67,150/-	Work is in progress.
117	Construction of 50 seated hostel building at Ramnarayan Thakur Para High School (Ramnagar). M/H – 4216 Housing Education.	Rs.27,95,100/- F.21/6/PWD/2000 dated 27/9/2001	---	---	---	---	Work is in progress.
118	Construction of 50 seated hostel building at Champamura High School. M/H – 4216 Housing Education.	Rs.27,95,100/- F.21/6/PWD/2000 dated 27/9/2001	---	---	---	---	Work is in progress.
119	Construction of 8 unit Type-I, 4 unit Type-II quarters at PTC Narashingarh. M/H – 4216 Housing Police.	Rs.55,66,600/- F.16(21)-PD/01 dated 21/6/2001	---	---	---	---	Work is in progress.
120	Re-placement of SPT bridge no. 1, 24.50 mtr. By R.C.C. Box Culvert 24.50mtr. on the road from Barjala to Ushabazar. TP/COM/58/01-02. M/H- 5054-BADP.	Rs.28,15,800/- F.7(250)/PWD (W)2000. dated 2/8/2001	1.2.2001	1.8.2002	---	Rs.23.91 lakh	Work almost completed.
121	Improvement of VIP road Mahatma Gandhi Sarani/SH/Widening of road from Chagal Chowmuhani to North end of Airport boundary. TP/COM/39/01-02. M/H – 5053 C.R.F.	Rs.26,86,000/- F.5-22(PWD)W/ 01 dated 25/6/2001	5.9.2001	4.9.2002	---	Rs.6.14 lakh	Work is in progress.

Sl. No.	Name of Project	Cost of Works and Sanction Order No.	Date of Commencement	Target Date of Completion	Revised Cost, if any	Expenditure upto 3/2003	Remarks
1	2	3	4	5	6	7	8
122	Improvement of road Old Mandai to Duski bazar via Santarampara, Bateerpara/ Formation work in/c single flat brick soling pucca cross drains etc. in/c 1 no. 12m L.R.C.C. Box culvert. TP/COM/64/01-02. M/H - 5054 OTPMGSY(G)	Rs.29,36,000/- F.5(203).PWD/W/ 2000. dated 18/8/2001	27.4.2001	26.10.2002	---	Rs.12.00 lakh	Work is in progress.
123	Construction of boundary wall around 2nd Bn. TSR. Head Quarter at R. K. Nagar. TP/BLD/03/01-02. M/H - 4216 Housing Police, Demand No. 13.	Rs.50,83,700/- F22(22)PWD(W)/2000 dated 16/5/2001	15.10.2002	14.4.2003	---	Rs.11.20 lakh	Work almost completed.
124	Improvement of road from Old Agartala to Chandrapur via Baldakhal (4.20Km)/SH widening metalling. TP/COM/279/2000-01. M/H - 5054 OTPMGSY(G)	Rs.36,12,000/- F.5(188)/PWD/W2000. dated 31/3/2001	7.5.2002	22.6.2003	---	---	Work order issued.
125	Re-placement of bail of bridge at 34.80Km. at Agartala Simna road by R.C.C. Box Culvert (L.24.00Km) (8.00 tripple cell). TP/COM/265/2000-01. M/H- 5054-BADP.	Rs.41,89,900/- F.5(121)/PWD/W2000 dated 31/3/2001	15.9.2002	15.9.2003	---	Rs.19.16 lakh	Work is in progress.
126	Construction of permanent bridge under Rural Infrastructure development fund (RIEF-V) of NABARD/construction of Bailey type bridge over Dhamai river on Champaknagar to Mandai via Brigudasbari road (Span 140). TP/COM/257/2000-01. M/H- 5054-NABARD	Rs.86,50,000/- F.7(113)/PWD (W)2000. dated 8/3/2001	19.12.2001	14.2.2002	---	Rs.61.20 lakh	Work is in progress.
127	Construction of 8 nos. Type-I, 8 nos. Type-II, 8 nos. Type-III and 2 nos. Type-IV quarters for Narsingarh infirmary complex. M/H - 4216 H.S.C. & S.W.	Rs.1,07,10,550/- F.21(23)/PWD (W) 2000. dated 19/2/2001	3.7.2001	3.7.2002	---	Rs.90.60 lakh	Except Type-IV all completed.

Sl. No.	Name of Project	Cost of Works and Sanction Order No.	Date of Commencement	Target Date of Completion	Revised Cost, if any	Expenditure upto 3/2003	Remarks
1	2	3	4	5	6	7	8
128	Construction of permanent bridge under Rural Infrastructure development fund (RIEF-V) of NABARD/construction of Bailey type bridge over Durjacheria Ankebra Khmar to Patri via Burakha road span 110ft. (DSR)TP/COM/180/2000-01. M/H- 5054-NABARD	Rs.54,55,000/- F.7(238)/PWD (W)2000. dated 12/12/2000	18.4.2002	17.7.2002	---	Rs.45.34 lakh	Work is in progress.
129	Construction of road from Ranirbazar to Nalgaria via Assam para portion from A.A. Road at Dhan Chowmuhuni to Assam para (purba) formation, soling, protection work in/c construction of pucca road side drain and R.C.C. culvert. TP/COM/179/2000-01. M/H- 8443-PMGSY	Rs.67,62,900/- F.5(102)/PWD (W)2000. dated 29/11/2000	8.6.2001	7.12.2001	---	Rs.16.99 lakh	Work is in progress.
130	Construction of permanent bridge under Rural Infrastructure development fund (RIEF-V) of NABARD/construction of Bailey type bridge over Durga Chachubazar, via patai road (span 100ft). TP/COM/107/2000-01. M/H- 5054-NABARD.	Rs.48,28,000/- F.7(299)/PWD (W)2001. dated 28/9/2000	24.6.2000	31.1.2002	---	Rs.37.07 lakh	Work completed.
131	Re-construction of SPT bridge over river Sonai near Mohanpur market at 23.60Km on Agartala Simna road. TP/COM/95/2000-01. M/H- 5054-OTPMGSY(G)	Rs.31,27,380/- F.7(135)/PWD (W)2000. dated 21/9/2000	10.9.2002	9.12.2002	---	Rs.17.55 lakh	Work is in progress.
132	Construction of Accomodation of Recruits Trainees of T.S.R. 2nd T.S.R. complex at R.K. Nagar. M/H - 2055 Police.	Rs.1,58,40,000/- F.16(2)/PD/96 dated 6/12/1997	4.12.1997	4.6.1998	---	Rs.163.53 lakh	Work is in progress.

Sl. No.	Name of Project	Cost of Works and Sanction Order No.	Date of Commencement	Target Date of Completion	Revised Cost, if any	Expenditure upto 3/2003	Remarks
1	2	3	4	5	6	7	8
133	Construction of 16 nos. R.C.C. bridge at different location on existing road work in Tripura/consultancy service for preliminary and detailed engineering in/c pro-portion of detailed project report. TP/COM/94/2000-01. M/H- 5054- NLP.	Rs.44,92,000/- F.7(47)/PWD/ 2000 dated 14/9/2000	17.8.2001	17.2.2002	---	Rs.23.45 lakh	Work is in progress.
134	Re-placement of SPT bridge at 42.50Km Agartala Simna road by R.C.C. Box Culvert (L.24.00Mtr 8M tripple cell.) TP/COM/333/1999-2000 M/H-5054- BADP	Rs.37,41,500/- F.7(207)/PWD (W)/1999 Dated 22/2/2000	15.1.2002	14.1.2003	---	Rs.29.22 lakh	Work is in progress.
135	Construction of staff quarters of Mohanpur PHC and Mandai PHC under Housing Scheme of PWD. M/H- 4216 Housing Medical. (a) Mohanpur (b) Mandai P.H.C.	Rs.37,83,500/- F.3(1-376)PLAN/ MS/99- III/7193/ V-III. dated 24/2/2000 Rs. 59,68,500/-	27.4.2002	26.2.2003	---	Rs.6.09 lakh	Work is in progress.
136	Improvement road from Salbagan to Bamutia bazar to Farikcherra bazar L. 19.00Km/Portion from 4.00Km to 6.50Km. TP/COM/287/99-2000. M/H - 5054 OTPMGSY(G)	Rs.31,80,000/- F.5(144)-PWD (W)/99 dated 24/1/2001	7.2.2000	2.1.2001	---	Rs.20.83 lakh	Work is in progress.
137	Construction of boundary wall for Capital Complex at Kunjaban, Agartala. TP/BLD/8/96-97. M/H - 5054 OTPMGSY(G).	Rs.29,03,200/- F.18(39)PWD (W)/95 dated 11/7/1996	18.12.2000	17.6.2001	---	Rs.31.53 lakh	Work is in progress.
138	Renovation of Agartala Simna road metaling and carpetting portion from 40.00Km to 42.00Km and 43.00Km to 44.00Km. TP/COM/133/1999-2000 M/H - 5054 OTPMGSY(G)	Rs.28,19,900/- F.5(64)-PWD (W)/99 dated 23/7/1999	18.12.2000	17.6.2001	---	Rs.31.53 lakh	Work is in progress.

Sl. No.	Name of Project	Cost of Works and Sanction Order No.	Date of Commencement	Target Date of Completion	Revised Cost, if any	Expenditure upto 3/2003	Remarks
1	2	3	4	5	6	7	8
139	Construction of R.C.C. bridge over Katakhal at Indranagar on Agartala (Dhaleswar) G.B. Road. TP/COM/219/1999-2000. M/H- 5054-NABARD.	Rs.1,09,76,000/- F.5(112)-PWD (W)/99 dated 30/10/1999	15.7.2000	25.10.2002	---	Rs.139.00 lakh	Work is in progress.
140	Construction of R.C.C. bridge over Tributary of Katakhal at Indranagar on Agartala (Dhaleswar) G.B. Hospital Road. TP/COM/218/1999-2000. M/H- 5054-NABARD.	Rs.1,11,49,000/- F.5(113)-PWD (W)/99 dated 30/10/1999	15.7.2000	25.10.2002	---	Rs.76.23 lakh	Work is in progress.
141	Construction of staff quarters in different outlaying Medical Institution under Housing Scheme in Bamutia PHC- 3nos. Type-I, 3nos. Type-II, 2nos. Type-IV quarters. TP/BLD/42/99-2000. M/H- 4216 Housing Medical.	Rs.32,77,300/- F.19(6)-PWD(W)/98 dated 29/6/1999	24.5.2000	24.9.2001	---	Rs.24.19 lakh	Work is in progress.
142	Improvement of road from Ranir Bazar to T.E. College via Chakbasta/Re-placement of SPT Bridge over Choramara at 0.380Km. from Ranirbazar by R.C.C. Box culvert (L. 24.00Mtr.) 8m tripped cell. TP/COM/5/02-03. M/H- 5054 - OTPMGSY(G).	Rs.33,69,200/-F.5(16)- PWD(W)/ 01 Dated 19/4/2002	---	---	---	---	Tender invited
143	Improvement of road from A.A. Road (near Sadhupara R.C.C. Bridge) to Khonling bari via Sinaikari thuk bwathong kemi/SH providing brick soling pallasiding and widening earth cutting of filling and side drain and construction of 4nos. SPT Bridge etc. (L.18.00m.) under area based programme (ST Area). TP/COM/29/02-03.. M/H- 5054 - OTPMGSY(G).	Rs.1,11,59,000/-F.5(8)- PWD(W)/ 02 Dated 7/5/2002 of U/S. PWD(T)	---	---	---	---	Tender under process

Sl. No.	Name of Project	Cost of Works and Sanction Order No.	Date of Commencement	Target Date of Completion	Revised Cost, if any	Expenditure upto 3/2003	Remarks
1	2	3	4	5	6	7	8
144	Widening of road from 79-Tilla to Banikya Chowmuhani (L.7.00Km)/portion from 0 to 3.50Km/Gr-I widening, metalling, carpeting in the portion from 0 to 3.50Km. TP/COM/45/02-03.. M/H- 5054 – OTPMGSY(G).	Rs.35,06,000/-F.5(19)-PWD(W)/ 02 Dated 15/5/2002 of U/S. PWD(T)	---	---	---	---	Tender invited
145	Widening of road from 79-Tilla to Banikya Chowmuhani (L.7.00Km)/portion from 3.50Km. to 7.00Km. TP/COM/46/02-03.. M/H- 5054 – OTPMGSY(G).	Rs.35,00,000/-F.5(18)-PWD(W)/ 02 Dated 15/5/2002	---	---	---	---	Tender invited
146	Improvement of road from Agartala-Simna under HUDCO loan assistance/portion from Khowai Chowmuhani to Simna (Chanhage 29.250 Km. to 48Km.) TP/COM/61/02-03. M/H- 5054 – OTPMGSY(G).	Rs.1,97,32,000/-F.5(33)-PWD(W)/ 02 Dated 10/6/2002 of U/S. PWD	---	---	---	---	Tender invited
147	Re-placement of SPT bridge no.2 over Ghoramara near Chakbasti on the road from Rabirbazan to T.E. College by 150 long bailey bridge. TP/COM/67/02-03. M/H- 5054 – OTPMGSY(G).	Rs.87.80 lakh F.7(1)-PWD(W)/ 02 Dated 19/6/2002 of U/S. PWD	---	---	---	---	Tender yet to be accepted.
148	Improvement of road from T.E. College to Mandai via Kawga Charbari (L.5.00Km) during the year 02-03/SH metalling and carpeting. TP/COM/95/02-03. M/H- 5054 – OTPMGSY(G).	Rs.39,32 lakh F.4(45)-PWD(W)/ 02 Dated 9/9/2002 of PWD, E.I.C.	---	---	---	---	Tender yet to be accepted.
149	Re-placement of SPT bridge (24.50m) by R.C.C. culvert (26.40m) on the road from Mailakhala to Nutannagar (triple cell box 8.00m clan spun) at Mailakhala. M/H- 5054 – OTPMGSY(G).	Rs.28.64 lakh F.5(52)-PWD(W)/ 02 Dated 24/9/2002	---	---	---	---	Tender yet to be accepted.

Sl. No.	Name of Project	Cost of Works and Sanction Order No.	Date of Commencement	Target Date of Completion	Revised Cost, if any	Expenditure upto 3/2003	Remarks
1	2	3	4	5	6	7	8
150	Construction of Super Speciality Block at G.B. Hospital, Agartala. TP/BLD/25/01-02. M/H- 4210-Medical.	Rs.9,48,53,000/- F.2(26)/MED/Gen/95(SIII) 4351. dated 10/2/1999.	4.3.1999	---	---	Rs.7,97,93,636/-	---
151	Construction of 1 no. twon type-II quarters three St. at M.B.B. College complex, Agartala 6 unit /Gr. No. A. Job No. TP/BLD/4/2002-03. M/H- 4216 – Civil works.	Rs.29,62,600/- F.21(4)/PWD(W) 97(5) dated 11/4/2002.	17.4.2002	30.9.2003	---	Rs.11,99,080/-	---
152	Construction of 1 no. twon type-II quarters three St. at M.B.B. College complex, Agartala 6 unit /Gr. No. B. Job No. TP/BLD/4/2002-03. M/H- 4216 – Civil works.	Rs.29,62,600/- F.21(4)/PWD(W) 97(5) dated 11/4/2002.	17.4.2002	30.9.2003	---	Rs.12,81,086/-	---
153	Construction of 1 no. twon type-II quarters three St. at M.B.B. College complex, Agartala 6 unit /Gr. No. C. Job No. TP/BLD/4/2002-03. M/H- 4216 – Civil works.	No. F.5(65-32) DHE/PLG/02. dated 12/2/2002	29.5.2002	30.9.2003	---	Rs. 12,01,962/-	---
154	Construction of 1 no. twin type-II quarters three St. at M.B.B. College complex, Agartala 6 unit /Gr. No. D. Job No. TP/BLD/4/2002-03. M/H- 4216 – Civil works.	No. F.5(65-32) DHE/PLG/02. dated 12/2/2002	29.5.2002	30.9.2003	---	Rs. 12,46,417/-	---
155	Construction of 1 no. twin type-IV quarters three St. at M.B.B. College complex, Agartala 6 unit /Gr. No. A. M/H- 4216 – Civil works.	Rs.51,42,000/- No. F.5(65-32) DHE/PLG/02. dated 17/2/2002.	11.4.2002	31.12.2003	---	Rs. 15,41,537/-	---

Sl. No.	Name of Project	Cost of Works and Sanction Order No.	Date of Commencement	Target Date of Completion	Revised Cost, if any	Expenditure upto 3/2003	Remarks
1	2	3	4	5	6	7	8
156	Construction of 1 no. twin type-IV quarters three St. at M.B.B. College complex, Agartala 6 unit /Gr. No. B. M/H- 4216 – Civil works.	Rs.51,42,000/- No. F.5(65-32) DHE/ PLG/02. dated 17/2/2002.	30.4.2002	31.12.2003	---	Rs. 14,19,364/-	---
157	Construction of 1 no. twin type-IV quarters three St. at M.B.B. College complex, Agartala 6 unit /Gr. No. C. M/H- 4216 – Civil works.	Rs.51,42,000/- No. F.5(65-32) DHE/ PLG/02. dated 17/2/2002.	17.3.2002	31.12.2003	---	Rs. 8,78,664/-	---
158	Construction of 1 no. twin type-IV quarters three St. at M.B.B. College complex, Agartala 6 unit /Gr. No. D. M/H- 4216 – Civil works.	Rs.51,42,000/- No. F.5(65-32) DHE/ PLG/02. dated 17/2/2002.	16.3.2002	31.12.2003	---	Rs. 3,97,591/-	---
159	Convention complex at Gurkhabasti within Assam Rifles Office complex, Agartala. Job.No. TP/BLD/99/2000-01. M/H- 4059 – Civil works.	Rs. 6,00,00,000/- No. F.17(21)PWD (W)/ 2000 dated 17/2/2001	1.12.2001	31.12.2004	---	Rs. 72,91,650/-	---
160	Construction of marketing complex near the plot of Airtoma, Agartala. M/H- Deposit – III.	Rs. 1,79,72,000/- No. F.6/2(44)/HL/ DHHS/2000/1283, 1-40. dated 22/8/2000.	11.4.2001	30.4.2004	---	Rs. 84,67,811/-	---
161	Construction of five storied building for Food Directorate other offices at Gukhabasti, Agartala/construction of ground floor and first floor. M/H- 4408 – Food and Civil Supplies.	Rs. 1,19,35,000/- No. F.17(16)PWD (W)/ 96 dated 31/1/1997	31.1.2002	36.6.2004	---	Rs. 74,39,387/-	---
162	Construction of Institution building for B. Pharma Course at RPI complex, Agartala. M/H- 4552 – N.E.C.	Rs. 97,55,000/- No. F.11(S)-RIPSAT/ DFG/97-98/1900-1910. dated 20/11/1999	30.11.2001	31.12.2003	---	Rs. 89,82,429/-	---

Sl. No.	Name of Project	Cost of Works and Sanction Order No.	Date of Commencement	Target Date of Completion	Revised Cost, if any	Expenditure upto 3/2003	Remarks
1	2	3	4	5	6	7	8
163	Construction of R.C.C. Bridge over River Howrah at Battala (2nd) Agartala including approach road. No. TP/COM/57/2002-03. M/H- 5054 – R&B.	Rs. 2,98,59,000/- No. F.7(15)-PWD (W)/ 2002-03. Dt. 3/5/2002	12.9.2002	31.12.2004	---	Rs. 1,66,18,213/-	---
164	Expansion and Modernisation of I.G.M. Hospital/extension by 200 beds under the award of 11th Finance Commission. M/H- 4210 – Medical.	Rs. 8,70,09,000/- No.F.3(1-400)- PLAN/MS/2000/3203-8. dt 8/4/2002.	29.11.2002	31.12.2005	---	Rs. 2,36,75,896/-	---
165	Construction of Darbar Hall at Raj Bhavan at Agartala.	Sanction order no. has not been furnished by the Division .	20.10.2002	31.12.2004	---	---	---
166	Construction of 1no. twin type-IV quarters 3 storied building at G.B. Hospital (6 units) Group-A.	Rs. 1,02,84,000/- No.F.3(1-376)-PLAN/ MS/99(III)/9690(VIII)295 7-60 dated 2/3/2002.	12.7.2002	31.9.2003	---	Rs. 27,74,955/-	---
167	Construction of Regional Diagnostic Centre at Bidurkarta Chowmuhani/SH building portion in/c water supply and sanitation installation. M/H- 4210 – Medical.	Rs. 86,55,000/- No.F.3(1-399)-PLAN/ MS/2000/2919-25 (9522)/V-III dt.27/2/02.	11.6.2002	31.12.2003	---	Rs. 26,34,443/-	---
168	Construction of 144 beded prisoner's Ward at Central Jail at Agartala. M/H- 4070 – Jail.	Rs. 75,74,000/- No.F.1-40IGP/ 96/ 2895- 2900. dated 26/6/01.	12.7.2002	11.1.2004	---	Rs. 5,30,912/-	---
169	Extension of Office bulding of C.E. Electrical at Banamalipur, Agartala. M/H- 8443- Deposit – III.	Rs. 83,31,500/- No.F.18(20)-PWD (W)/91. dated 30/9/1997.	2.6.2001	30.6.2004	---	Rs. 81,41,119/-	---

Sl. No.	Name of Project	Cost of Works and Sanction Order No.	Date of Commencement	Target Date of Completion	Revised Cost, if any	Expenditure upto 3/2003	Remarks
1	2	3	4	5	6	7	8
170	Improvement of road from Mogra diversion road to Ishanchandranagar/ metalling, carpeting portion from 4.00Km to 8.50Km upto Ishanchandranagar/ Re-sectioning and black tapping portion from 5.00Km to 8.50Km (BMS) (General)/portion from Hapania to Mohanpur road. Job no. TP/COM/53/2000-01. M/H- 5054.	Rs.28.13 lakh F.5(29)-PWD(W)/2000 dated 15/7/2000.	27.4.2002	27.10.2002	---	Rs.11.27 lakh	Work is in progress.
171	Improvement of Madhupur Kamthana road via Kaiyadhepa/SH metalling and carpeting/ portion from 0.00Km to 3.50Km Job no. TP/COM/244/2000-01. M/H- 8443 (PMGSY).	Rs.32.79 lakh F.5(98)-PWD(W)/2000 dated 31/1/2001.	27.4.2002	27.10.2002	---	Rs. 21.25 lakh	Work in the meantime completed in 4/2003.
172	Improvement of Madhupur Kamthana road via Kaiyadhepa/SH metalling and carpeting/ portion from 3.50Km. to 6.85Km. M/H- 5054	Rs.30.94 lakh F.5(99)-PWD(W)/2000 dated 27/1/2001.	17.9.2002	15.3.2003	---	Rs. 5.48 lakh	Work is in progress.
173	Construction of 50 seated hostel building at Ramnarayan Thakurpara High School, Bishalgarh. M/H- 4216	Rs.27.95 lakh F.21(14)-PWD(W)/2000 dated 27/9/2001.	14.7.2002	14.5.2003	---	Rs. 3.78 lakh	Work is in progress.
174	Construction of 50 seated hostel building at Champamura High School, Bishalgarh. M/H- 4216	Rs.27.95 lakh F.21(14)-PWD(W)/2000 dated 27/9/2001.	17.3.2002	17.1.2003	---	---	Work is in progress.
175	Construction of R.C.C. Bridge over river Howrah at Khayerpur on Khayerpur Chaturdas Debta Temple Road. M/H- 5054 (NABARD)(RIDF-V)	Rs.174.55 lakh F.7(85)-PWD(W)/1997 dated 29/7/1998.	8.11.1999	5.8.2001	---	Rs. 133.31 lakh	Work is in progress.
176	Supply of 140-O(TSR) Bailey type portable steel bridge of standard with having round way width 27mtr. Steel deck and suitable for IRC class 24-Rs. locating at Jagaibari on the road from Bisramgonj to Itbatta to Amrendranagar. M/H- 5054 (NABARD)(RIDF-V)	Rs.87.27 lakh F.7(74)-PWD(W)/227 dated 13/11/2001	Supply order issued. Work is not started.	---	---	---	

Sl. No.	Name of Project	Cost of Works and Sanction Order No.	Date of Commencement	Target Date of Completion	Revised Cost, if any	Expenditure upto 3/2003	Remarks
1	2	3	4	5	6	7	8
177	Improvement of road from Beluarchar Rangapnia-Sutarmura-Ramnagar-Herma-Bisramganj/portion from Beluarchar Sutarmura approx length- 9.00Km/Group-A. M/H- 5054 (NLCP)	Rs.27.11 lakh F.7(70-PWD(W)/2000 dated 27/10/2000	24.10.2002	23.4.2003	---	Rs. 9.46 lakh	Work is in progress.
178	Re-placement of SPT bridge by steel type bailey bridge on the road from Champaknagar to Jampuijala over Twichanacherra at 4.50Km (Span-120'-0" DSR). M/H- 5054 (NLCP)	Rs.61.65 lakh F.7(78)PWD(W)/2001 dated 14/9/2001	---	---	---	---	Work is in progress.
179	Re-placement of SPT bridge by steel type bailey bridge on the road from Udaipur to Jampuijala at ch.3.50Km. from Jampuijala over Kendrai cherra. Span- 160'-0" under non-lapsable central pool fund. M/H- 5054 (NLCP)	Rs.100.70 lakh F.7(83)PWD(W)/2001 dated 29/12/2001	---	---	---	Rs. 51.14 lakh	Work is in progress.
180	Re-placement of SPT bridge by steel type bailey bridge on the road from Champaknagar to Jampuijala at ch. between 3.00 Km. to 4.00Km. Over Dhupcherra Span- 160'-0" under non-lapsable central pool fund. M/H- 5054 (NLCP)	Rs.100.70 lakh F.7(80)PWD(W)/2001 dated 2/1/2002	---	---	---	---	Work is in progress.
181	Re-placement of SPT bridge by steel type bailey bridge on the road from Garur bazar to Herma via Chowmuhani at ch. 0.20Km. Span 60'-0" under non-lapsable central pool fund. M/H- 5054 (NLCP)	Rs.106.70 lakh No.F.7(81)/PWD(W)/01 dated 2/1/2002	24.9.2001	24.3.2003	---	Rs. 81.84 lakh	Work is in progress.
182	Construction of RCC bridge over river Howrah at Aralia (water supply point), Agartala (bridge proper only). M/H - 5054.	Rs.205.60 lakh No.F.(126)/PWD(W)/01 dated 30/3/2002	27.3.2003	26.3.2005	---	---	Work order issued.

Sl. No.	Name of Project	Cost of Works and Sanction Order No.	Date of Commencement	Target Date of Completion	Revised Cost, if any	Expenditure upto 3/2003	Remarks
1	2	3	4	5	6	7	8
183	Improvement of road from Agartala-Takarjala road to Kanchanmala near Ashis Debbarma's house/SH metalling, carpeting, patch repairing grouting seal coat etc./Group no.I/Length 5.00 Km. M/H - 5054.	Rs.34.90 lakh No.F.5(143)-PWD(W)/2000 dated 14/12/2000	24.2.2003	24.8.2003	---	Rs. 4.50 lakh	Work is in progress.
184	Improvement of road from Herma to Ramnagar bazar, (approx. length 3.50Km)/metalling, carpeting etc. M/H - 8443 (PMGSY)	Rs.26.99 lakh No. F.5(103)/PWD(W)/98. dated 7/6/1999	11.7.2003	7.10.2004	---	---	Work order issued.
185	Construction of building for High School construction of 50seated Hostel Building for Pekuarjala High School under Bishalgarh Sub-division. M/H - 4216.	Not available.	4.2.2003	3.12.2003	---	---	Work is in progress.
186	Construction of 90seated hostel building for Jogendranagar Girls High School under Bishalgarh Sub-division. M/H - 4216.	Rs.56.77 lakh No. F.21(14)/PWD(W)/2000. dated 22/10/2002	---	---	---	---	Tender invited
187	Construction of administrative building/phase-II at Tripura University, Surjyamaninagar. M/H- 8443 Deposit work.	Rs.1,88,27,000/- F.6(27)/TU/99 dated 2/8/2000.	14.3.2001	July'03	---	Rs.1,34,26,123/-	...
188	Construction of 100 seated Boys Hostel Building at Tripura University, Surjyamaninagar. M/H- 8443 Deposit work.	Rs.1,37,26,000/- F.6(27)/TU/99 dated 28/3/2001	9.12.2001	Dec'03	---	Rs.61,95,622/-	...
189	Construction of Library Building at Tripura University, Surjyamaninagar. M/H- 8443 Deposit work.	Rs.3,39,80,000/- F.6(27-1)/TU/99 dated 25/4/2001	19.2.2002	March'04	---	Rs.72,79,851/-	...

Sl. No.	Name of Project	Cost of Works and Sanction Order No.	Date of Commencement	Target Date of Completion	Revised Cost, if any	Expenditure upto 3/2003	Remarks
1	2	3	4	5	6	7	8
190	Construction of Auditorium Building at Tripura University, Surjyamaninagar. M/H- 8443 Deposit work.	Rs.84,33,000/- F.6(27-1)/TU/99 dated 16/01/2001	2.10.2002	March'04	---	---	---
191	Construction of Mortuary building for department of forensic medicine of toxicology at B.R.A.M. Hospital, Hapania. M/H – 4210 Medical & Public Health.	Rs.32,32,800/- F.3(1-406)Plan/DHS/01 dated 21/11/2001	25.3.2002	July'03	---	Rs.16,38,998/-	---
192	Construction of 100 seated hostel building for Ramthakur College, Agartala. M/H – 4202 Education.	Rs.56,77,000/- No. F.21(18)-PWD(W)/ 2000 dated 15/8/2001 of the E- in-C PWD.	2.4.2002	Dec'03	---	Rs.10,39,099/-	---
193	Construction of staff quarters for Government Degree College, Kamalpur/ construction of Ino. Type-IV quarter for faculty members, 6nos. Type-III quarter and 6nos. Type-II quarter for the staff of, the college/SH construction of 6 nos. Type-IV quarter/building portion in/c Water Supply and Sanitary installation only. M/H – 4216 Housing (Higher Education)	Rs.29.09 lakh F.21(2)PWD(W)/2001 dated 18/7/2001	28.6.2002	24.3.2003	---	Rs.9.22 lakh	Work is in progress.
194	Construction of 100 seated S.T. boys hostel attached to Ganganagar High School. M/H – 4225 – ST/SC/OBC.	Rs.26.91 lakh F.21(2)PWD(W)/2000 dated 4/8/2001	3.9.1999	8.3.2000	---	Rs.18.25 lakh	Work is in progress.
195	Construction of RCC bridge over river Dhalai at Chainage 30.96Km on Shibbari Dhalai road. M/H- 8443 Deposit work. (I.B.B. Road).	Rs.214.48 lakh F.DHW/BFR/2-88/ Tripura/1476-84. dated 17/11/2000.	22.8.2001	21.8.2004	---	Rs.119.86 lakh	Work is in progress.
196	Construction of composite office building for Dhalai District Head Quarters at Jawaharnagar, Ambassa, Dhalai, Tripura. M/H – 4070 District Administration.	Rs. 1774.90 lakh	17.8.2002	16.8.2005	---	Rs.162.88 lakh	Work is in progress.

Sl. No.	Name of Project	Cost of Works and Sanction Order No.	Date of Commencement	Target Date of Completion	Revised Cost, if any	Expenditure upto 3/2003	Remarks
1	2	3	4	5	6	7	8
197	Improvement of road from Kanchanpur to Jalabassa/portion from 0.00Km to 1.00Km road in & around Kanchanpur bazar/Sh renovation of road side drains raising of road surface level and construction of slabs culvert. Job No.TP/COM/375/99-2000. M/H- 5054 – PMGSY (TSP).	Rs.28.94 lakh F.5(180)PWD(W)/1999 dated 29/3/2000.	27.2.2001	30.8.2001	---	Rs.19.08 lakh	Work 80% completed.
198	Manufacturing supply in/c transportation of IRC class 24-R loading standard with having carriage way of 3.27mtr. of 150.80ft. span over Bara Dupatacherra on Kanchanpur to Jalabassa road. M/H- 5054 – NABARD.	Rs.100.41 lakh F.7(79)PWD(W)/2001 dated 30/3/2002.	2.6.2000	30.9.2000	---	---	---
199	Replacement of SPT bridge by bailey type portable steel bridge of SRC standard class 24-Rs. loading over Dara cherra on Dasda-Anandabazar road (140 ft.) bridge no-16within TSP area. M/H- 5054 – BADP.	Rs. 75.80 lakh F.8(80)/PWD(W)/2000 dated 23/11/2000	2.6.2000	30.9.2000	---	Rs.68.10 lakh	Erection 01 bailey bridge completed.
200	Replacement of SPT bridge by bailey type portable steel bridge of SRC standard class 24-Rs. loading over Kashiram cherra on Dasda-Anandabazar road (140 ft.) bridge no-14within TSP area. M/H- 5054 – BADP	Rs. 75.71 lakh F.8(81)/PWD(W)/2000 dated 23/11/2000	2.6.2000	30.9.2000	---	Rs.74.00 lakh	Erection 01 bailey bridge completed.
201	Replacement of SPT bridge by bailey type bridge 24-R loading on Machmara to Krishnatilla road over Kukicherra at ch. 3.350Km. (span 90 ft.) span. M/H- 5054 – NABARD (TSP)	Rs. 47.97 lakh F.7(36)/PWD(W)/2000 dated 29/8/2000	2.6.2000	30.9.2000	---	Rs. 41.26 lakh	Erection 01 bailey bridge completed.

Sl. No.	Name of Project	Cost of Works and Sanction Order No.	Date of Commencement	Target Date of Completion	Revised Cost, if any	Expenditure upto 3/2003	Remarks
1	2	3	4	5	6	7	8
202	Replacement of SPT bridge No.-2 bailey portable steel bridge SRC class 24-R loading over local cherra span 130 ft. (39.62mtr.)/ on Anandabazar to Bhandarima road at ch.2.00Km. M/H- 5054 – NABARD	Rs.72.92 lakh F.7(70)PWD(W)/2001 dated 16/10/2001	13.9.2001	13.2.2002	---	---	Work started.
203	Replacement of SPT bridge no.3 by bailey type portable steel bridge of SRC class 24-R loading at ch. 13.00 Km to 14.00Km on Anandabazar to Bhandarima road during the year 2001-02/under non-lapsable central pool/SH construction of abutment span 100 ft. M/H – 5054 Non-lapsable.		13.9.2001	13.2.2002	---	---	Bailey bridge component not yet supply by the department.
204	Construction of 100 seated Ashram School at Kanchanpur, North Tripura. M/H – 8443 Deposit work.	Rs. 39.35 lakh No.F.14053-57/F.14-34 (PT-III)/TW/PLG/ ENGG/02-03. dated 31/10/2002.	28.8.2001	31.8.2002	---	Rs. 49.42 lakh	Work is in progress
205	Construction of staff quarter for Kanchanpur Police Station/SH 8nos. Type-II quarter. M/H – 4216 Housing(P)	Rs. 27.65 lakh	27.2.2001	31.8.2001	---	Rs. 22.22 lakh	Nearing completion.
206	Construction of staff quarter for Kanchanpur Police Station/8nos. Type-II quarter. M/H – 4216 Housing(P)	Rs. 29.28 lakh	27.2.2001	31.8.2001	---	Rs. 22.17 lakh	Nearing completion.
207	Construction of staff quarter for Vangmun Police Station/8nos. Type-II quarter. M/H – 4216 Housing.	Rs. 34.47 lakh	2.5.2001	31.10.2001	---	Rs. 29.51 lakh	Nearing completion.
208	Construction of T.S.R. camp at Mirtunjoy para. M/H – 4216 Housing(P)	Rs. 31.55 lakh	19.3.2002	20.8.2002	---	Rs. 19.55 lakh	90% completed.
209	Construction of 4th Bn. T.S.R. Head Quarter at Subashnagar, Kanchanpur, North Tripura. M/H – 4216 Housing.	Rs. 244.33 lakh F.22(21)PWD(W)/1998 dated 18/12/2002	3.4.2002	31.3.2003	---	---	---

Sl. No.	Name of Project	Cost of Works and Sanction Order No.	Date of Commencement	Target Date of Completion	Revised Cost, if any	Expenditure upto 3/2003	Remarks
1	2	3	4	5	6	7	8
210	Construction of 50 seated hostel building attached to Kanchanpur Colony High School, Kanchanpur, North Tripura. M/H - 4202 Education.	Rs. 38.87 lakh F.8(50-185)/DSE/79/ (KL). dated 22/9/2001	2.4.2002	30.9.2002	---	Rs. 21.00 lakh	Work will be completed very shortly.
211	Construction of 500 seated Town Hall at Kanchanpur, North Tripura/SH building portion in/c Water Supply and Sanitary installation only. MP Land Scheme.	Rs. 65.32 lakh	21.5.2002	31.12.2002	---	Rs. 11.00 lakh	Work is in progress.
212	Construction of 50 seated hostel attached to Satnala H. S. School at Kanchanpur, North Tripura. M/H - 4202 Education.	Rs. 46.76 lakh F.8(50-185)/DSE/79/ (K) dated 22/9/2001	21.9.2002	31.3.2003	---	Rs. 3.20 lakh	Work is in progress.
213	Construction of 50 seated hostel building attached to Rabindranagar High School at Kanchanpur, North Tripura. M/H - 4202 Education.	Rs. 46.76 lakh	21.9.2002	31.3.2003	---	---	Work started.
214	Construction of 50 seated hostel building for Khedacherra High School. M/H - 4202 Education.	Rs. 32.01 lakh	1.4.2002	30.9.2002	---	---	Work is in progress.
215	Construction of 90 seated hostel building for Kavi Nazrul Vidya Bhavan, Teliamura, Tripura (W). M/H - 4216 - C.O. on Housing (P) under Demand No. 13.	Rs.56,77,000/- F.21(14)PWD(W)/2000 dated 20/12/2001	12.2.2002	Dec'03	---	Rs.11.60 lakh	---
216	Construction of TSR 6th Bn. Head Quarter at Ramchandraghat, Khowai, Tripura (W). Job no. TP/BLD/110/01-02. M/H - 4216 - C.O. on Housing (P) under Demand No. 13.	Rs.2,44,32,826/- F.22(4)PWD(W)/1999 dated 31/3/2001	12.1.2002	March'04	---	Rs.86.52 lakh	---

Sl. No.	Name of Project	Cost of Works and Sanction Order No.	Date of Commencement	Target Date of Completion	Revised Cost, if any	Expenditure upto 3/2003	Remarks
1	2	3	4	5	6	7	8
217	Construction of 50 seated hostel building for Vidyamohan Thakur Pana High School, Khowai. M/H - 4216 - C.O. on Housing (P) under Demand No. 13.	Rs.24,10,162/-	6.4.2002	March'04	---	Rs.15.46 lakh	---
218	Replacement of SPT bridge no.3 over local cherra on the road from Khowai-Udna road by providing RCC box cell (3x7.00m)=21.00m. M/H - 5054 C.O. BADPO R&B	Rs.39,91,500/- F.7(39)PWD(W)/2001 dated 14/8/2001	Not available	March'04	---	Rs.50.68 lakh	---
219	Central Assistance programme for the state roads of inter state economic importance or (E&1) in the 9th five year plan/construction of RCC bridge at Khowai over Lalcherra on Khowai-Teliamura- Amarpur road. M/H - 5054 R&B	Rs.1,59,41,711/- F.7(13)PWD(W)/00-01 dated 10/8/2000	27.2.2001	March'04	---	Rs.50.68 lakh	---
220	Central Assistance programme for the state roads of inter state economic importance or (E&1) in the 9th five year plan/construction of RCC bridge at Karailong over Sarducherra on Khowai-Teliamura- Amarpur road. M/H - 5054 C.O. R&B	Rs.1,43,53,811/- F.7(12)PWD(W)/00-01 dated 31/7/2000	21.4.2001	March'04	---	Rs.43.16 lakh	---
221	Construction of RCC bridge over river Khowai near Kalyanpur. M/H - 5054 C.O. R&B	Rs.2,82,47,400/- F.7(7)PWD(W)/2002 dated 20/5/2000	9.4.2001	March'04	---	Rs.52.78 lakh	---
222	Replacement of existing SPT bridge over Sarbangcherra on the road from Kalyanpur Trijunction to Garjadefadar para by providing RCC box cell of 24.00m (3x8m) clear height 5.00m.	Rs.45,36,000/- F.7(104)PWD(W)01-02. dated 30/3/2002	28.12.2000	June'03	---	Rs.26.94 lakh	---

Sl. No.	Name of Project	Cost of Works and Sanction Order No.	Date of Commencement	Target Date of Completion	Revised Cost, if any	Expenditure upto 3/2003	Remarks
1	2	3	4	5	6	7	8
223	Replacement of existing SPT bridge Bramhacherra on the road from T.A. road to Prahlád Sarkar's house, by providing RCC box cell of span 24.00m (3x8.00m) clear height 5.00m. M/H - 5054 C.O. OTPMGSY Construction.	Rs.45,22,770/- F.7(84)PWD(W)2001. dated 11/12/2001	9.4.2001	March'04	---	Rs.11.35 lakh	---
224	Replacement of SPT bridge no.1 on the road from Khowai to Champahour between 3 to 4Km. over local cherra by providing RCC box cell of span. 24.00m (3x8m). M/H - 5054 C.O. OTPMGSY Construction.	Rs.45,22,500/- F.75-PWD(W)/02-03. dated 27/4/2002.	---	---	---	---	---
225	Replacement of SPT bridge over Local cherra on the road from A. A. road to Hrankhal bazar by providing RCC box cell bridge of span 21.00m (3x7m). M/H - 5054 C.O. OTPMGSY Construction.	Rs.45,23,100/- F.7(29)-PWD(W)/2001. dated 13/7/2001	25.2.2001	March'04	---	Rs.10.62 lakh	---
226	Replacement of SPT bridge no.8 over Local cherra on the road from Golabari Ghilatali by providing RCC box cell of span 24.00m (3x8m). M/H - 5054 C.O. OTPMGSY Construction.	Rs.48,63,500/- F.7(10)-PWD(W)/02-03 dated 14/5/2002	3.9.2002	Sept.'03	---	Rs.3.00 lakh	---
227	Construction of bailey bridges on Pacharthal-Fatikroy -Halhali-Chebri road, bridge at ch.4.17Km., 7.267Km., 7.572Km., 8.137Km., 9.985Km., 10.390Km., 11.724Km., 12.532Km., 13.08Km., 13.85Km. & 15.10Km. with steel decking from Chebri end, under N.E.C. M/H - 4552 North Eastern Area.	Rs.310,54 lakh F.7(144)-PWD(W)/01 dated 31/3/2001.	20.1.2002	March'03	---	Rs.198.99 lakh	---
228	Conversion of Timber bridges on Agartala-Mohanpur-Chebri road in Tripura, under N.E.C. M/H - 4552 North Eastern Area.	Rs.271,51 lakh F.5(178)-PWD(W)/00 dated 17/2/2001	30.7.2003	Sept.'03	---	Rs.249.00 lakh	---

Sl. No.	Name of Project	Cost of Works and Sanction Order No.	Date of Commencement	Target Date of Completion	Revised Cost, if any	Expenditure upto 3/2003	Remarks
1	2	3	4	5	6	7	8
229	Providing single lane bailey type portable steel bridge of 1 R.C.C. class 24-R loading with steel decking on Tulashikhar to Champahour road between 7Km and 8Km. Span 120'-0" (DSR). M/H - 5054 C.O. R&B	Rs.57,03,900/- F.5(184)-PWD(W)/01 dated 21/3/2001	5.6.2001	March'04	---	Rs.62.17 lakh	---
230	Replacement of existing SPT bridge over local cherra between 22Km and 23Km of G.M. road by providing bailey type portable steel bridge of Span 70'-0" (SSR) under NABARD. M/H - 5054 C.O. on R&B	Rs.36,04,500/- F.7(56)-PWD(W)/2000 dated 3/11/2000	March'01	March'04	---	Rs.23.11 lakh	Due to non availability of bailey bridge.
231	Replacement of existing SPT bridge over local cherra between 19Km and 20Km of G.M. road by providing single lane bailey type portable steel bridge of Span 80'-0" (DSR). M/H - 5054 C.O. on R&B	Rs.43,29,400/- F.7(59)-PWD(W)/2000 dated 13/11/2000	---	---	---	---	Due to non availability of bailey bridge.
232	Replacement of existing SPT bridge over local cherra between 0Km and 1Km of Bachaibari to Gopalnagar road by providing single lane bailey type portable steel bridge of Span 110'-0" under NABARD. M/H - 5054 C.O. on R&B	Rs.67,12,600/- F.7(243)PWD(W)/2000 dated 31/3/2000	29.10.01	March'04	---	Rs.6.18 lakh	Due to non availability of bailey bridge.
233	Replacement of existing SPT bridge over local cherra between 4Km and 5Km by providing bridge of Span 130'-0"(DD) under NABARD. M/H - 5054 C.O. on R&B	Rs.84,06,700/- F.7(215)PWD(W)/2000 dated 31/3/2000	29.10.01	March'04	---	Rs.8.25 lakh	Due to non availability of bailey bridge.
234	Replacement of existing SPT bridge over local cherra between 1Km and 2Km of Bachaibari to Gopalnagar road by providing single lane bailey type Span 110'-0"(DSR) under NABARD. M/H - 5054 C.O. on R&B	Rs.67,12,600/- F.7(243)PWD(W)/2000 dated 21/3/2000	1.5.2001	March'04	---	Rs.8.25 lakh	Due to non availability of bailey bridge.

Sl. No.	Name of Project	Cost of Works and Sanction Order No.	Date of Commencement	Target Date of Completion	Revised Cost, if any	Expenditure upto 3/2003	Remarks
1	2	3	4	5	6	7	8
235	Construction of road from Paglabari to Parkhalong via Tingharia & Hazari (L. 7.13Km)/earth work in formation flat brick soling and construction of RCC slab culvert (6.00m clear span) M/H - 5054 OTPMGSY	Rs.52,64,700/- F.5(36)PWD(W)/2001 dated 16/7/2001	12.5.2001	March'04	---	Rs.4.14 lakh	---
236	Replacement of the existing SPT bridge no.9 over local cherra on the road from Golabari-Ghilatali-Santinagar-Chebri by providing slab culvert 10m. clear span. M/H - 5054 OTPMGSY	Rs.29,56,600/- F.7(7)PWD(W)/2003 dated 7/5/2002 of the under secretary PWD, Agartala.	27.12.2002	March'03	---	Rs.3.90 lakh	---
237	Replacement of the existing SPT bridge no.3 over chakhlacherra on Golabari-Ghilatali road by providing RCC box cell bridge right crossing instead foot path (span 3x7.00=21m.) clear height=5.00m. M/H - 5054 OTPMGSY	Rs.39,91,500/- F.7(27)PWD(W)/2001 dated 19/7/2001 of the under secretary PWD, Agartala.	14.11.2001	March'04	---	Rs.4.49 lakh	---
238	Construction of New Capital Complex at Agartala (project cost Rs. 177 crores) composite Tripura Legislative Assembly Building and the New Secretariat at New Capital Complex, Agartala/ construction of Tripura Legislative Assembly Building, (Agency: M/S N.P.C.C. Ltd. A govt. of India enterprises). M/H - 4059 C.O. on PWD(C.S.S.)P.	Estimated cost Rs.1,686.18 lakh. Tender value Rs. 1,831.282 lacs sanctioned vide no. F.18(24)PWD/ (E)/2000 dated 16/1/2001 of U.S.P.W.D. Tripura for Rs. 21,47,48,000/- job no.TP/BLD/90/2000-01.	14.4.2001 (as per agreement) 14/4/2001 (as per actual)	36 (thirty six) months i.e, 13.4.2004	---	Rs.2,23,34,463/-	Basement floor completed.
239	Construction of New Capital Complex at Agartala (project cost Rs. 177 crores) composite Tripura Legislative Assembly Building and the New Secretariat at New Secretariat Building. (Agency: Machintosh Burn Ltd. M/H - 4059 C.O. on PWD(C.S.S.)P.	Estimated cost Rs.2061.28 lakh. Tender value Rs. 2133,78,386 lakh sanctioned vide no. F.69(1)PWD(W)/2001 Dt.24/4/01 of U.S.P. W.D. Tripura for Rs. 29,13,00,000/- job no.TP/BLD/2/2001-02.	26.10.2001(as per agreement) 26/10/2001 (as per actual)	36 (thirty six) months i.e, 25.10.2004	---	Rs.1,69,66,609/-	75% foundation completed.

Sl. No.	Name of Project	Cost of Works and Sanction Order No.	Date of Commencement	Target Date of Completion	Revised Cost, if any	Expenditure upto 3/2003	Remarks
1	2	3	4	5	6	7	8
240	Central Assistance Programme for State Roads of Inter State of Economic Importance (E&T) in the 9th five year plan/construction of R.C.C. bridge over river Gumuti at Rangmali on T-A road. Job no. TP/COM/77/2000-01. M/H – 5054- S.S.S. (construction)	Rs.3,59,66,000/- No.F.7(11)PWD/(W)/2000- dated 31/7/2000 of the Under Secretary (P.W.D.), Tripura, Agartala.	11.8.2001	10.12.2003	---	Rs.24.06 lakh	---
241	Central Assistance Programme for State Roads of Inter State of Economic Importance (E&T) in the 9th five year plan/construction of R.C.C. bridge over Taidu cherra at Taidu Bari on Khawai-Teliamura-Amarpur road. Job no. TP/COM/278/2000-01. M/H – 5054- S.S.S. (construction)	Rs.1,88,68,000/- No.F.7(131)PWD/(W)/ 2000-01. dated 23/3/2001 of the Under Secretary (P.W.D.), Tripura, Agartala.	11.8.2001	10.2.2003	---	Rs.53.24 lakh	---
242	Construction of RCC bridge over river Gumati Kawamara on Amarpur-Tirthamukh road. M/H – 5054- NABARD.	Rs.3.90 lakh No.F.27(10)PCD(96)/1764- 67. dated 29/7/1996 of the Joint. Secretary Planning and Co- ordination Department, Tripura, Agartala.	13.3.1999	12.9.2001	---	Rs.87.25 lakh	---
243	Construction of RCC bridge over river Gumati at Nutanbazar on Amarpur-Thirthamukh road. M/H – 5054- NABARD.	Rs.3.90 lakh	22.10.1999	21.11.2002	---	Rs.69.05 lakh	---
244	Improvement of Udaipur-Amarpur-Jatanbari road (46.00Km) with HUDCO Loan Assistance, portion from Chainage 0.00Km. to 10Km. Job no. TP/COM/230/2002-03.	Rs.1,41,78,200/- No.F.5(157)PWD/(W)/ 2000 dated 7/2/2003 of the Under Secretary (P.W.D.), Tripura, Agartala.	---	---	---	---	Tender is under process.

Sl. No.	Name of Project	Cost of Works and Sanction Order No.	Date of Commencement	Target Date of Completion	Revised Cost, if any	Expenditure upto 3/2003	Remarks
1	2	3	4	5	6	7	8
245	Construction of road from Ompi to Baishyamani Para (L- 5.00Km.) under Amarpur Block. (Package No. TR-02-13)/2001-02 under PMGSY Scheme. M/H – 5054- PMGSY (Deposit work, pt-III.)	Rs.129,47,810/-	5.4.2003	4.4.2004	---	---	---
246	Construction of road from Chellagang to Jatanbari Fire Service (L-11Km.) under Karbook Block (Package No. TR-02-02)/2001-02 under PMGSY Scheme. M/H – 5054- PMGSY (Deposit work, pt-III.)	Rs.217,45,237/-	5.4.2003	4.4.2004	---	---	---
247	Supply and erection of 140 ft. (TSR) span bailey type unit bridge of standard with having road way width of 3.27m. with antiskid steel decking for IRC class 24-R loading over Nakamani cherra on Ompi-Amarpur via Purba Sarbong road at ch.12.00Km. to 13.00Km. Amarpur, against non-lapsable pool. M/H – 5054- Non-lapsable.	Rs.68,08,361/-	5.6.2001	4.9.2001	---	---	---
248	Supply and erection of 90 ft. (TS) span bailey type unit bridge over Sona cherra on Ompi-Amarpur via Purba Sarbong road at ch.9-10Km.under non-lapsable pool. M/H – 5054- Non-lapsable.	Rs.34,25,576/-	5.6.2001	4.9.2001	---	---	---
249	Supply and erection of 120 ft. (DSR) span bailey type unit bridge over Amlai cherra at ch.3-4Km.on Ompi-Amarpur via Purba Sarbong road against non-lapsable pool. M/H – 5054- Non-lapsable.	Rs.46,49,956/-	5.6.2001	4.9.2001	---	---	---
250	Supply and erection of 130 ft. (DD) span bailey type unit bridge over Ekjan at ch.9-10Km. on Ompi-Amarpur -Purba Sarbong via Sarbong road against non-lapsable pool. M/H – 5054- Non-lapsable.	Rs.56,63,985/-	5.6.2001	4.9.2001	---	---	---

Sl. No.	Name of Project	Cost of Works and Sanction Order No.	Date of Commencement	Target Date of Completion	Revised Cost, if any	Expenditure upto 3/2003	Remarks
1	2	3	4	5	6	7	8
251	Supply and erection of 90 ft. (DD) span bailey type unit bridge over Tuisang cherra on Teliamura-Amarpur road ch.27Km. to 28Km. M/H – 5054- Non-lapsable.	Rs.34,25,576/-	5.6.2001	4.9.2001	---	---	---
252	Construction of Residential Complex at Karbook/SH construction of Type-I quarters, 6nos. Type-II quarters, 8nos. Type-III quarters, 5nos. Type-IV quarters, 1no. Inspection Bungalow, 1no. Barrack for 20 security personals, 1no. 40,000 galan over head water tank, one PWD sectional office, one deep tubewell and boundary wall. Job. No. TP/BLD/11/2000-01. M/H – 4216- G. A. Housing.	Rs.1,86,74,000/- No F.17(27)- PWD(W)/2001 dated 21/7/2001 of the Under Secretary, (PWD), Tripura, Agartala.	7.8.2002	6.2.2003	---	---	---
253	Construction of 36nos. Staff Quarters Bechelor's Barrak for 10 persons in/c compound wall and ring wall for Administration & Health Department. Job. No. TP/BLD/131/2001-02 M/H – 4216- MEDICAL	Rs.1,64,20,700/- No F.19(16)- PWD(W)/2001 dated 6/11/2001 of the Under Secretary, (PWD), Tripura, Agartala.	---	---	---	---	---
254	Construction of Staff Quarter in different Outlaying Medical Institution under Housing Scheme/construction of 7 nos. Type-IV quarter, 2 nos. Type-III quarter, 11 nos. Type-II quarters and 24 nos. Type-I quarters under circle-III, Udaipur. M/H – 4216- MEDICAL	Rs.1,33,77,000/- No F.19(2)- PWD(W)/1998 dated 4/8/1998 of the Finance Officer and Ex-officio, Under Secretary, (PWD), Tripura, Agartala.	31.8.1999	30.8.2000	---	Rs. 67.92 lakh	Some quarters at Chellagong and Nutanbazar could not be taken up due to non-availability of land.
255	Construction of Staff Quarter for Amarpur H/S School/construction of 6nos. Type-II quarter (twin two storied) & 4nos. Type-III quarter (twin two storied) in/c water supply arrangement. Job no. TP/BLD/34/2001-02. M/H – 4216- EDN	Rs.43,18,500/- No F.21(3)- PWD(W)/2000 dated 16/10/2001 of the Secretary, (PWD), Tripura, Agartala.	29.6.2002	28.12.2002	---	Rs. 7.00 lakh	---

Sl. No.	Name of Project	Cost of Works and Sanction Order No.	Date of Commencement	Target Date of Completion	Revised Cost, if any	Expenditure upto 3/2003	Remarks
1	2	3	4	5	6	7	8
256	Construction of School building for Tentiubari High School at Amarpur, Tripura South Administrative approval thereof. Job no. TP/BLD/50/2002-03. M/H - 4216- EDN	Rs.27,53,200/- No F.21(5)-PWD(W)/2000 (S) dated 25/10/2002 of the Under Secretary, (PWD), Tripura, Agartala.	10.2.2003	9.8.2003	---	---	---
257	Construction of hostel building for Bashichandra Para High School. Job no. TP/BLD/39/2001-02. M/H - 4216- EDN	Rs.29,47,005/-	10.2.2003	9.8.2003	---	---	---
258	Construction of school building for Sarbong Higher Secondary at Amarpur, South Tripura. Job. No. TP/BLD/ M/H - 4216- EDN	Rs.26,36,146/-	19.10.2002	18.4.2003	---	---	---
259	Construction of B.N.Quarter for 5th B.N. TSR at Duluma (1st phase) under Amarpur, South Tripura. Job no. TP/BLD/108/1999-2000. M/H - 4216- Police.	Rs.4,63,85,000/- No F.22(1)-PWD(W)/1998 dated 22/11/1999 of the Finance Officer and Ex-officio, Under Secretary, (PWD), Tripura, Agartala.	28.10.1999	27.10.2001	---	Rs. 194.78 lakh	---
260	Construction of staff quarter for police department attached to Taidu Police Station at South Tripura/ construction of 3nos. Type-III quarter & 10nos. Type-II quarters/SH construction of Type-II quarter. One (twin three storied) (6 units) building portion, in/c sanitary and water supply arrangement (Group-I). Job no. TP/BLD/10/02-03. M/H - 4216- Police.	Rs.26,55,000/- No F.22(31)-PWD(W)/2002 dated 18/12/2002 of the Under Secretary, (PWD), Tripura, Agartala.	24.4.2002	23.10.2002	---	---	---

Sl. No.	Name of Project	Cost of Works and Sanction Order No.	Date of Commencement	Target Date of Completion	Revised Cost, if any	Expenditure upto 3/2003	Remarks
1	2	3	4	5	6	7	8
261	Construction of boundary wall for 5th B.N. TAR at Duluma under Amarpur Sub-division. M/H - 4216- Police	Rs.32,68,700/- No F.4(PD)/2001 dated 7/6/2001 of the Under Secretary, (PWD), Tripura, Agartala.	24.4.2002	23.10.2002	---	Rs. 15.75 lakh	---
262	Construction of building for Accomodation of Division and Sub-division Office (PWD) at Amarpur. M/H - 4059- Civil works.	Rs.72,42,500/- No F.18(41)-PWD(W)/1999 dated 17/11/1999 of the Ex-officio, Under Secretary & Finance Officer to E-in-C (PWD), Tripura, Agartala.	12.1.2002	11.10.2002	---	Rs. 24.47 lakh	---
263	Augmentation of 66/11 Kv. by 1x10 MVA power transformer at Bagafa 66/33 Kv S/S Tripura(South). M/H - 4810- (P)	Rs.87,39,175/- No.F.16(74-A)TECTT/ED-VI.BGF/7500-32. dated 18/10/2001.	2.11.2001	2.7.2002	---	Rs.93,39,534/-	Works for Rs.10,00,000/- abandoned during the year.
264	Augmentation of 66 Kv. S/S at Belonia by 1x10MVA 66/33Kv power transformer with supply erection testing and commissioning. M/H - 4810- (P)	Rs.69,47,750/- No.F.16(12)/ED-VI/3980-89. dated 27/7/2002.	11.8.2002	10.1.2003	---	Rs.67,10,220/-	Works for Rs.10,00,000/- abandoned during the year.
265	Installation of 1x21 MW GT at Baramura. M/H - 4552 (NEC)	Rs.95.36 crore	12.1.2001	Sept.'02	NA (Pre-revised 95.36 crore)	Rs.18.40 crore	Balance work expected to be completed by 2003-04.
266	Construction of School Building for Garjee H/S School under Udaipur Sub-division. M/H - 4216 - Housing	Rs.36,96,772/- No.F.21(5)-PWD(W)/2000 dated 3/9/2001 of the Secretary(PWD), Tripura.	3.3.2002	11.8.2003	---	Rs.19,19,300/.	Work is in progress.

Sl. No.	Name of Project	Cost of Works and Sanction Order No.	Date of Commencement	Target Date of Completion	Revised Cost, if any	Expenditure upto 3/2003	Remarks
1	2	3	4	5	6	7	8
267	Construction of 50 seated hostel building for Sadhuramreang Para High School at Dhuptati, Udaipur. M/H - 4216 - Housing	Rs.27,65,705/- No.F.8(50-350)DSE/ 02 dated 29/6/2002 of Secretary(School Education), Govt. of Tripura.	27.11.2002	5.11.2003	---	Rs.6,18,706/-	Work is in progress.
268	Construction of residential hostel building for accommodation of the South District Zilla Parisad at North Bank of Jagannath Dighi in the Complex of Zilla Parisad Office.M/H - 4216 - Housing	Rs.28,87,157/- No.F.29(2)-PWD(W)74 dated 18/12/2001 of Secretary(PWD).	14.2.2002	30.7.2003	---	Rs.23,50,860/-	Work is in progress.
269	Construction of school building for Gamaria H/S School at Mahārani under Udaipur Sub-division. M/H - 4216 - Housing	Rs.36,79,741/- No.F.21(5)-PWD(W)/ 2001 dated 3/9/2001 of Secretary(PWD).	27.3.2002	5.8.2003	---	Rs.8,50,000/-	Work is in progress.
270	Construction of 6nos. Type-IV & 6nos. Type-V quarters for residential accommodation for the officers under District Administration, Udaipur/ Construction of 6nos. Type-V quarters (multistoried) at East bank of Amarsagar. M/H - 4216 - Housing	Rs.48,99,650/- No.F.17(2)-PWD(W)/ 1996 dated 5/8/1996 of the F.O. to E-I-C(PWD) Tripura.	16.3.2001	31.12.2002	---	Rs.14,36,537/-	Work is in progress.
271	Construction of Type-III quarters 6nos. twin multistoried (2nos. for officer of the PHE unit Rural and 4nos. for Sub-division no.VIII) at Banduar staff quarters complex, Udaipur. M/H - 4216 - Housin.	Rs.27,38,843/- No.F.18(2)-PWD(W)/ 95 dated 18/5/99 of the F.O. to E-I-C(PWD).Job No.TP/ BLD/14/ 1999-2000 and TP/BLD/15/ 1999-2000.	7.4.2002	23.9.2002	---	Rs.5,74,357/-	Work is in progress.
272	Construction of office building of various offices of PWD, PHE & W/Rs. at Udaipur/ construction of building portion and water supply arrangement (ground floor). M/H - 4059 - Housing	Rs.33,35,242/- No.F.18(2)-PWD(W)/ 95 dated 27/8/96 of the F.O. to E-I-C(PWD), Tripura.	23.10.1998	8.6.1999	---	Rs.28,63,849/-	Work is in progress.

Sl. No.	Name of Project	Cost of Works and Sanction Order No.	Date of Commencement	Target Date of Completion	Revised Cost, if any	Expenditure upto 3/2003	Remarks
1	2	3	4	5	6	7	8
273	Construction of 90 seated hostel building for Udaipur Town English Medium H/S School at Udaipur, South Tripura/ building portion only. M/H - 4216 - Housing	Rs.32,09,416/- No.F.21(9)-PWD(W)/ 2000 dated 30/6/2000 of the Secretary(PWD), Tripura.	29.6.2000	14.6.2001	---	Rs.33,20,935/-	Handed over to School Authority.
274	Construction of 100 seated prisoners ward at Udaipur District Jail, South Tripura. M/H - 4216 - Housing	Rs.34,00,143/- No.F.9(15-3)Jail/97/ 4882-87 dt.6/12/2000 of the Secretary, Home(Jail), Govt. of Tripura.	14.9.2001	30.9.2002	---	Rs.25,97,355/-	Nearing completion.
275	Construction of RCC bridge over river Gumti at Kakraban on Udaipur-Kakraban- Melagarh road. M/H - 5054 - (R&B) OTPMGSY Now treated as M/H- 5054 (R&B) NABARD-RIDF- VIII.	Rs.228,54,996/- No.F.7(135)PWD/W/2001 dated 18/4/2002 of the Secretary (PWD)	2.4.2000	1.4.2003	---	Rs.1,84,73,130/-	Work is in progress.
276	Construction of permanent bridge over river Gumti at Badarmokumghat, Udaipur (bridge proper only). M/H- 5054 (R&B) NABARD-RIDF- VIII.	Rs.3,27,86,491/- No.F.7(111)PWD/W/2001 dated 27/2/2002 of the Secretary (PWD), Tripura.	17.9.2002	1.3.2005	---	Rs.51,56,523/-	Work is in progress.
277	Improvement of Udaipur Town road from Subhash Setu to Brahammabari via central road. Job no.CRF/TR/02-03. M/H - 5054 - (R&B) OTPMGSY	Rs.1,32,43,589/- No.F.7(80)PWD/W/2002 Dated 30/10/2002 of the Secretary (PWD)	25.3.2003	24.3.2004	---	---	Work just started.

Sl. No.	Name of Project	Cost of Works and Sanction Order No.	Date of Commencement	Target Date of Completion	Revised Cost, if any	Expenditure upto 3/2003	Remarks
1	2	3	4	5	6	7	8
278	Construction of Staff Quarter under Police Housing Scheme for Fatikroy PS/construction of 5 nos. Type-III and 10 nos. Type-II quarter/SH construction of 8 nos. Type-II quarter. M/H - 4216 - Housing Police.	Rs.82.30 lakh No.F.16(18)-PD/2000 dated 12/5/2000	10.8.2000	1.9.2001	---	Rs.22.43 lakh	Work is in progress.
279	Construction of PWD staff quarter 12 nos. Type-III quarter SE complex & 8 nos. Type-III quarter at PWD Sub-divisional complex/SH construction of 8 nos. Type-III quarter/building/Sanitary installation. M/H - 4216 - C.O. Housing Civil Work.	Rs.127.26 lakh No.F.18(52)-PD(N)/1999 dated 7/1/2000	15.6.2002	14.12.2002	---	Rs.5.73 lakh	Work is in progress.
280	(i) Construction of PWD staff quarter/12 nos. Type-I and 12nos. Type-IV, quarter at SF/SH construction of 6 nos. Type-IV quarter. M/H - 4216 - Housing Police.	Rs.166.96 lakh No.F.18(51)- PWD(W)/1999 dated 4/1/2000	6.3.2002	5.1.2003	---	---	Work is in progress.
	(ii) Construction of PWD staff quarter/12 nos. Type-I and 12nos. Type-IV, quarter at SF/SH construction of 6 nos. Type-IV quarter. Agreement No.161/se(1)/EE/KD/01-02. M/H - 4216 - Housing Police	Rs.29.69 lakh	6.3.2002	3.1.2003	---	Rs.3.91 lakh	Work is in progress
281	Construction of 420 seated Ashram School at Kumarghat. M/H - 8443- Deposit Work.	Rs.69.81 lakh	7.7.2001	6.7.2002	---	---	Work is in progress.
282	Construction of 210 seated Girls Hostel at Kumarghat. M/H - 8443- Deposit Work.	Rs.101.87 lakh	7.7.2001	6.7.2002	---	Rs.31.97 lakh	Work is in progress.
283	Construction of 210 seated Boys Hostel at Kumarghat. M/H - 8443- Deposit Work.	Rs.101.87 lakh	7.7.2001	6.7.2002	---	Rs.1.00 lakh	Work is in progress.
284	Construction of TSR Camp at Manikpur SH construction of 3 nos. barrack. M/H - 4070- Police.	Rs.28.44 lakh	22.7.2003	21.4.2004	---	---	---

Sl. No.	Name of Project	Cost of Works and Sanction Order No.	Date of Commencement	Target Date of Completion	Revised Cost, if any	Expenditure upto 3/2003	Remarks
1	2	3	4	5	6	7	8
285	Construction of 8 nos. Type-II & 4 nos. Type-III quarter at Manikpur. M/H - 4216- Housing.	Rs.59.91 lakh No.F.16(48)-PD/2001 dated 2/1/2002.	11.9.2002	10.3.2003	---	---	---
286	Construction of barrack for 8th Bn. TSR HQ at Lal cherra. M/H - 4070- Police.	Rs.52.53 lakh	6.12.2002	5.6.2003	---	---	---
287	Construction of 50 seated hostel building attached to Karamcherra H.S. School. M/H - 2225- Welfare for S.T.	Rs.25.83 lakh	10.7.2002	5.1.2003	---	---	---
288	Construction of 2 nos. RCC slab culvert on road from A.A. road to Chitagang basti. M/H - 5054 OTPMGY.	Rs.26.73 lakh	3.3.2002	3.8.2002	---	Rs.14.66 lakh	---
289	Construction of road from Santipur to Shermontilla Microwave tower. M/H - Deposit Work	Rs.104.60 lakh	18.6.2000	17.6.2001	---	Rs.45.70 lakh	---
290	Construction of road from Kailashahar to Kumarghat with HUDCO loan (14 to 26Km). M/H - HUDCO LOAN.	Rs.305.00 lakh sanction 360.00 lakh No.F.5(87)-PWD(Was stated to be based on actual requirement.)/2002 dated 25/6/2002	18.2.2003	18.3.2004	---	---	---
291	Construction of 50 seated hostel building attached to Joyganti H.S. School. M/H - 2202- Education.	Rs.27.81 lakh	5.2.2003	4.8.2003	---	---	---
292	Construction of 8 nos. Type-II quarter & 4 nos. Type-III quarter for the Nepal tilla P.S. SH building portion i/c sanitary and water supply installation. M/H - 4070- Police.	Rs.31.55 lakh	22.8.2002	18.2.2003	---	---	---

Sl. No.	Name of Project	Cost of Works and Sanction Order No.	Date of Commencement	Target Date of Completion	Revised Cost, if any	Expenditure upto 3/2003	Remarks
1	2	3	4	5	6	7	8
293	Construction of TSR camp at Santirbazar North/construction of 3 nos. barrack commandant, residence cum guest room, recreation club, bath room & low block 2 nos. ration store. M/H – 4070- Police.	Rs.27.31lakh	26.4.2002	24.10.2002	---	---	---
294	Construction/improvement of Pecharthal-Fatikroy-Halhali-Chebri road portion from Atharamura to Fatikroy RCC bridge over Ratacherra at 22550 mtr. From Halhali under NEC programme construction of bridge portion. M/H – 4552- NEC.	Rs.29.76 lakh	8.3.2002	8.8.2002	---	---	---
295	MIP Construction of left bank Manu canal from ch.3000 m. to 9006 m. M/H – 4701 – Medium Irrigation (A.I.B.P.)	Rs.85,27,037/-	21.1.2000	1 years.	---	Rs.31,26,763/-	Work is in progress.
296	MIP Construction of left bank Manu canal (main) from ch. 9006 m. to 15022 m. M/H – 4701 – Medium Irrigation (A.I.B.P.)	Rs.2,16,34,214/-	24.10.2001	1 years.	---	Rs.17,52,700/-	Work is in progress.
297	Construction of 90 seated hostel building for Harina H.S. School under Sabroom Sub-division. M/H – 4216	Rs.37,99,9288/- F.Circle-III/14(98)2934-40 dated 26/8/2002	24.9.2002	24.3.2003	---	Rs.7,40,000/-	---
298	Construction of 90 seated hostel building for Satchand H.S. School under Sabroom Sub-division. M/H – 4216	Rs.38,81,169/- F.Circle-III/14(225)2941-42 dated 26/8/2002	24.9.2002	24.3.2003	---	---	Due to rainy season work could not be completed.
299	Construction of 50 seated hostel building for English Medium School at Sabroom Girls H.S. School in/c lavatories block. M/H – 4216	Rs.28,16,998/- F.Circle-III/14(190)3167-68 dated 9/9/2002	11.10.2002	10.4.2003	---	Rs.7,50,928/-	Due to contractors illness and rainy season works could not be completed.

Sl. No.	Name of Project	Cost of Works and Sanction Order No.	Date of Commencement	Target Date of Completion	Revised Cost, if any	Expenditure upto 3/2003	Remarks
1	2	3	4	5	6	7	8
300	Construction of RCC bridge over river Manu on Manughat-Amlighat road. M/H - 5054	Rs.28,16,998/- F.Circle-III/3(845)4387-86. dated 7/11/2002	27.12.2002	12.12.2004	---	---	---
301	Improvement of road from Poangbari to Amlighat, Meru para via Panikata/earth work for formation laying brick soling & spun pipe culvert (ABP) TEKK-Tulsi/portion from Pongbari to Panikta. M/H - 5054 - OTPMGSY/TSP.	Rs.31,40,543/- F.Circle-III/3(902)6795-96. dated 18/1/2003	12.2.2003	28.7.2003	---	Rs.4,75,000/-	---
302	Construction of youth hostel at Sabroom Nagar Panchayat, Sabroom, Tripura, South. M/H - 4216	Rs.28,61,382/- F.Circle-III/23(10)7199-7200 dated 30/1/2003	15.2.2003	31.10.2003	---	Rs.5,11,035/-	---
303	Construction of road from (i) Manughat to Amlighat (4Km) under Satchand block, (ii) U.S. road to Howaibari (2.50Km) under Satchand block.(PMGY)	Rs.1,71,34,830/- PMGSY/2/2001-02/6950-51 dated 24/1/2003	20.2.2003	5.2..2004	---	---	---
304	Construction of ring road around Sabroom/town/portion from Doulbari to Sastri colony (0Km to 4.99Km) metalling and carpeting.	Rs.53,01,410/- F.Circle-III/3(220)7707-08 dated 11/3/2003	27.3.2003	12.9.2003	---	Rs.5,25,000/-	---
305	Improvement of road under Sabroom Nagar Panchayat/SH metalling, carpetting & pucca side drain.	Rs.34,58,515/- F.Circle-III/3(872)7711-12 dated 11/3/2003	27.3.2003	12.9.2003	---	Rs.3,06,004/-	---
306	Construction of ring road around Sabroom/town/portion from Sastri colony to 39 Jalefa (Ludhua main road). (Ch.4.89 to 7.44Km.)	F.Circle-III/3(920)7849-50 dated 15/3/2003	27.3.2003	12.9.2003	---	Rs.2,55,177/-	---

APPENDIX - I

STATEMENT SHOWING GRANT-IN-AID BY THE GOVERNMENT OF TRIPURA TO LOCAL BODIES FOR THE YEAR 2002-2003.

(Rs. in lakh)

Heads and Descriptions	Actual for the year			Recipient Agency	Amount received during the year			Details of Assets created	Amount
	Plan	Non-Plan	Total		Plan	Non-Plan	Total		
2217-01-191-32-08-31(State Share)	6.80	0	6.80	Agartala Municipal Council	6.80	0	6.80	The work is going on in all the Urban Local Bodies	6.80
2217-05-191-32-08-31(State Share)	2.80	0	2.80	Dharmanagar Nagar Panchayat	2.80	0	2.80		2.80
2217-05-191-32-08-31(State Share)	2.80	0	2.80	Kailashahar Nagar Panchayat	2.80	0	2.80		2.80
2217-05-191-32-08-31(State Share)	2.55	0	2.55	Kumarghat Nagar Panchayat	2.55	0	2.55		2.55
2217-05-191-32-08-31(State Share)	2.55	0	2.55	Kamalpur Nagar Panchayat	2.55	0	2.55		2.55
2217-05-191-32-08-31(State Share)	2.55	0	2.55	Khowai Nagar Panchayat	2.55	0	2.55		2.55
2217-05-191-32-08-31(State Share)	2.45	0	2.45	Teliamura Nagar Panchayat	2.45	0	2.45		2.45
2217-05-191-32-08-31(State Share)	2.55	0	2.55	Ranirbazar Nagar Panchayat	2.55	0	2.55		2.55
2217-05-191-32-08-31(State Share)	2.55	0	2.55	Sonamura Nagar Panchayat	2.55	0	2.55		2.55
2217-05-191-32-08-31(State Share)	2.80	0	2.80	Udaipur Nagar Panchayat	2.80	0	2.80		2.80
2217-05-191-32-08-31(State Share)	2.45	0	2.45	Amarpur Nagar Panchayat	2.45	0	2.45		2.45
2217-05-191-32-08-31(State Share)	2.45	0	2.45	Sabroom Nagar Panchayat	2.45	0	2.45		2.45
2217-05-191-32-08-31(State Share)	2.80	0	2.80	Belonia Nagar Panchayat	2.80	0	2.80		2.80
3604-00-800-00-00-31	230.00	0	230.00	Agartala Municipal Council	230.00	0	230.00	1.Road-2361 mtr. 2. Drain-2077 Mtr. 3. 221 Nos S.P. house completed. 4. Sulabh Latrines-89 Nos	230.00
	20.00	0	20.00	Dharmanagar Nagar Panchayat	20.00	0	20.00	1.Social Education Centre-2 Nos. 2. School Building- 2 Nos.3. Ring Well-1 No. 4 Stalls 2 Nos. 5. Road-18 Mtrs.	20.00
	17.00	0	17.00	Kailashahar Nagar Panchayat	17.00	0	17.00	1. Drain -1040 Mtr. 2 Tube Well-14 Nos. 3. Labour Shed - 1 No.	17.00
	13.00	0	13.00	Kumarghat Nagar Panchayat	13.00	0	13.00	1. Drain -25 Mtrs 2. Road 50 Mtr. 3. Park -1 No. 4. Market Shed -1 No.	13.00
	27.00	0	27.00	Kamalpur Nagar Panchayat	27.00	0	27.00	1. Land-2.62 acre acquired. 2 Retaining Wall-100 Mtr. 3. Road 70 Mtr.	27.00
	17.00	0	17.00	Khowai Nagar Panchayat	17.00	0	17.00	1. Market Shed-78 Nos. 2.-Park-3 Nos. 3. Road 350 Mtr.4 Mark-II Tube Well-4 Nos.	17.00

APPENDIX - I

STATEMENT SHOWING GRANT-IN-AID BY THE GOVERNMENT OF TRIPURA TO LOCAL BODIES FOR THE YEAR 2002-2003.- Contd.

(Rs. in lakh)

Heads and Descriptions	Actual for the year			Recipient Agency	Amount received during the year			Details of Assets created	Amount
	Plan	Non-Plan	Total		Plan	Non-Plan	Total		
	13.00	0	13.00	Teliamura Nagar Panchayat	13.00	0	13.00	1. Low Cost Latrines-30 Nos 2. Stalls -10 Nos. 3.Drain 250 Mtr. 4. Town Hall - 1 No.	13.00
	16.00	0	16.00	Ranirbazar Nagar Panchayat	16.00	0	16.00	1.Road ½ Km. 2. Drain -200 Mtrs. 3. Market Stall-3 Nos.	16.00
	17.00	0	17.00	Sonamura Nagar Panchayat	17.00	0	17.00	1. Road 30 Mtr. 2 Drain -50 Mtr. 3. Bus Stand - 1 No.	17.00
	20.00	0	20.00	Udaipur Nagar Panchayat	20.00	0	20.00	1. Drain 100 Mtr. 2 Market Stall - 1. No.	20.00
	16.00	0	16.00	Amarpur Nagar Panchayat	16.00	0	16.00	Information not furnished by the Department	16.00
	15.00	0	15.00	Sabroom Nagar Panchayat	15.00	0	15.00	1. Road-733 Mtr. 2. Stalls 4Nos. 3 Urinal Point-1No. 4. Balowadi Centre-3 Nos. 5. Drain-95 Mtrs 6. Low Cost Sanitary Latrines -200 Nos. 7. Swimming Pool -1 No.	15.00
	19.97	0	19.97	Belonia Nagar Panchayat	19.97	0	19.97	1. Market Stall-7 Nos. 2. Drain 450 Mtrs. 3. Road - 200 Mtr.	19.97

APPENDIX - I

STATEMENT SHOWING GRANT-IN-AID BY THE GOVERNMENT OF TRIPURA TO LOCAL BODIES FOR THE YEAR 2002-2003.- Contd.

(Rs. in lakh)

Heads and Descriptions	Actual for the year			Recipient Agency	Amount received during the year			Details of Assets created	Amount
	Plan	Non-Plan	Total		Plan	Non-Plan	Total		
4216-02-800-00-31	10.00	0	10.00	Agartala Municipal Council	10.00	0	10.00	The work is going on in all the Urban Local Bodies	10.00
	6.00	0	6.00	Dharmanagar Nagar Panchayat	6.00	0	6.00		6.00
	7.00	0	7.00	Kailashahar Nagar Panchayat	7.00	0	7.00		7.00
	2.00	0	2.00	Kumarghat Nagar Panchayat	2.00	0	2.00		2.00
	4.00	0	4.00	Kamalpur Nagar Panchayat	4.00	0	4.00		4.00
	9.00	0	9.00	Khowai Nagar Panchayat	9.00	0	9.00		9.00
	3.00	0	3.00	Teliamura Nagar Panchayat	3.00	0	3.00		3.00
	5.00	0	5.00	Ranirbazar Nagar Panchayat	5.00	0	5.00		5.00
	3.00	0	3.00	Sonamura Nagar Panchayat	3.00	0	3.00		3.00
	5.00	0	5.00	Udaipur Nagar Panchayat	5.00	0	5.00		5.00
	6.00	0	6.00	Amarpur Nagar Panchayat	6.00	0	6.00		6.00
	5.00	0	5.00	Sabroom Nagar Panchayat	5.00	0	5.00		5.00
	6.00	0	6.00	Belonia Nagar Panchayat	6.00	0	6.00		6.00
4217-60-191-48-00-32	70.00	0	70.00	Dharmanagar Nagar Panchayat	70.00	0	70.00	1. Market Complex 2. A Pond	65.00 5.00
	5.00	0	5.00	Kailashahar Nagar Panchayat	5.00	0	5.00	1. Two Dighi	5.00
	4.00	0	4.00	Kamalpur Nagar Panchayat	4.00	0	4.00	1. Street Light	4.00
	11.82	0	11.82	Sabroom Nagar Panchayat	11.82	0	11.82	1. Youth Hostel	11.82
	8.00	0	8.00	Belonia Nagar Panchayat	8.00	0	8.00	1. Super Market 1.No. 2. Bus Stand 1. No.	3.00 5.00

APPENDIX - I

STATEMENT SHOWING GRANT-IN-AID BY THE GOVERNMENT OF TRIPURA TO LOCAL BODIES FOR THE YEAR 2002-2003.- Contd.

Heads and Descriptions	Actual for the year			Recipient Agency	Amount received during the year			Details of Assets created	Amount	
	Plan	Non-Plan	Total		Plan	Non-Plan	Total			
2515-00-001-000-10-44	1697.39	0	1697.39	CEOs(DM), Zilla Parishad / BDOs.	6112.50	0	6112.50	1. Mandays Generated	3207020 Nos.	6112.50
2515-00-101-273-10-00	618.08	0	618.08					2. Horti/Forest Plantation	3547.45 Hec	
2515-10-101-273-10-00	1197.53	0	1197.53					3. Agri / Vegetable cultivation	6158.02 Hec	
3604-00-101-000-10-00	58.33	0	58.33					4. Water harvesting structure	1952 Nos	
3604-00-108-000-10-00	392.22	0	392.22					5. Land reclamation/soil Conservation/ Waste land development	910.58 Hec	
3604-00-200-000-10-00	2148.95	0	2148.95					6. Agri Implementation Units, Spray Machine Power Tiller etc.	1629 Nos	
								7. Irrigation Units, Pump Set, Overflow, Shallow tube well etc.	1732 Nos	
				8. Animal Resource Dev. Units, Goatery, Duckery Poultry etc.	5796 Units					
				9. Self employment and other productive works	5725 Units					
				10. Nursery	210.71 Hec					
				11. Irrigation Channel	1611.51 Km.					
				12. Maintenance of assets viz. Repairing of Schools/ICDS/Anganwadi Centre/Health Centre /VLW Stores/Fishery Officer etc.	1521 Units					
4515-00-101-042-10-00	569.19	0	569.19	BDOs	569.18	0	569.18	1. Development of various Civic Works	1062 GP/Vill.	569.18
4515-00-101-873-14-00	70.00	0	70.00	SE, RD, Agt./ EE, RD, South/ Dy. Director/ BDOs	70.00	0	70.00	1. Construction of:		70.00
								1) PRTI (roof treatment)	1 No.	
								2) DPO's Office Building, South	1 No.	
								3) Directorate (Annex building)	1 No.	
								4) PS Office building	6 Nos.	
								4) GP/Village Ghar-Cum-Library	2 Nos.	
								2. Furnishing of:		
								1) PS Office	3 Nos.	
								2) GP/Village Ghar-Cum-Library	21 Nos.	
								3. Copier Machine (RICHIO for ZP/PS):	9 Nos.	

APPENDIX - I

STATEMENT SHOWING GRANT-IN-AID TO LOCAL BODIES FOR THE YEAR 2002-2003.

(Rs. in lakhs)

Heads and Descriptions	Actual for the year			Recipient Agency	Amount received during the year			Details of Assets created	Amount
	Plan	Non-Plan	Total		Plan	Non-Plan	Total	Information not furnished by the Department.	Information not furnished by the Department.
2225-02-800-34-14-47	2929.90	-	2929.90	TTAADC	1464.95	-	1464.95	- do -	- do -
3604-00-101-59-01-66	60.98	-	60.98		30.49	-	30.49	- do -	- do -
3604-00-108-59-01-46	430.48	-	430.48		215.24	-	215.24	- do -	- do -
3604-00-200-59-01-46	426.06	-	426.06		213.03	-	213.03	- do -	- do -
								- do -	- do -
TOTAL	11248.00	-	11248.00			9324.28	-	9324.28	- do -

*TTAADC= TRIPURA TRIBAL AREA AUTONOMOUS DISTRICT COUNCIL

