

FINANCE ACCOUNTS 1999-2000

GOVERNMENT OF SIKKIM

СЕРИЯ ПРИБОРОВ

1005-РР1

РИМОНДА ВОНАМИ



TABLE OF CONTENTS

		PAGE(s)
	Certificate of the Comptroller and Auditor General of India introductory	
PART - I SUMMARISED STATEMENTS		
Statement No .1	- Summary of Transactions	1-10
Statement No .2	- Capital Outlay - Progressive Capital Outlay to the end of 1999-2000	11-13
Statement No .3	- Debt. Position	
	(i) Statement of Borrowings	
	(ii) Other Obligations	
	(iii) Recoveries	14-15
Statement No .4	- Loans and Advances by the State Government	
	(i) Statement of loans and advances	
	(ii) Recoveries in arrears	16
Statement No .5	- Guarantees given by Government for repayment of loans, etc. raised by statutory corporations, local bodies and other institutions	17
Statement No .6	- Cash balance and investments of cash balances	18
Statement No .7	- Summary of balances under Consolidated Fund, Contingency Fund and Public Account	19-20
PART -II DETAILED ACCOUNTS AND OTHER STATEMENTS		
A-REVENUE AND EXPENDITURE		
Statement No .8	- Statement for Revenue and Expenditure under different heads for the year 1999-2000 expressed as a percentage of total Revenue/Expenditure	21-22
Statement No .9	- Statement showing the distribution between <i>Charged</i> and Voted Expenditure	23
Statement No .10	- Detailed Account of Revenue by Minor Heads	24-35
Statement No .11	- Detailed Account of Expenditure by Minor Heads	36-57
Statement No .12	- Detailed Statement of Capital Expenditure during and to the end of the year 1999-2000	58-67
	Annexure to Statement No. 12 (List of Incomplete Capital Works)	68-71
Statement No .13	- Statement showing details of investments of Government in Statutory Corporation, Companies, Banks and Co-operatives Societies, etc. upto the end of 1999-2000	72-82
Statement No .14	- Statement showing the Capital and other Expenditure (other than on Revenue Account) to the end of 1999-2000 and the principal sources from which the funds were provided for that expenditure	83-84
B- DEBT, CONTINGENCY FUND AND PUBLIC ACCOUNT		
Statement No .15	- Detailed statement of Receipts, Disbursements and Balances under heads of account relating to Debt. Contingency Fund and Public Account	85-89
Statement No .16	- Detailed statement of Debt and other interest bearing obligations of Government	90-92
Statement No .17	- Detailed Statement of Loans and Advances by Government	93-96
Statement No.18	- Statement showing the details of earmarked balances	97-98



Certificate of the Comptroller and Auditor General of India

This compilation containing the Finance Accounts of the Government of Sikkim for the year 1999-2000 presents the accounts of the receipts and outgoings of the Government for the year, together with the financial results disclosed by the revenue and capital accounts, the accounts of the public debt and the liabilities and assets as worked out from the balances recorded in the accounts. The Appropriation Accounts of the Government for the year for Grants and Charged Appropriations, presented separately, supplement this compilation.

These accounts have been prepared and examined under my direction in accordance with the requirements of the Comptroller and Auditor General's (Duties, Powers and Conditions of Service) Act, 1971. According to the best of my information, as a result of Audit of these accounts, the Accounts now presented read with the observations in this compilation, are correct statements of receipts and outgoings of the Government of Sikkim for the year 1999-2000. Points of interest arising out of the study of these accounts as well as test audit conducted during the year or earlier years are contained in my report being presented separately for the year 1999-2000, Government of Sikkim.



(V.K.SHUNGLU)

Comptroller and Auditor General of India

New Delhi,
The

20 NOV 2000

INTRODUCTORY

1. The accounts of Government are kept in the following three parts:-
- | | |
|------------|-------------------|
| Part I - | Consolidated Fund |
| Part II - | Contingency Fund |
| Part III - | Public Account |

In Part I, namely Consolidated Fund, there are two main division, viz.-

(1) Revenue - consisting of sections for 'Receipt heads (Revenue Account)' and 'Expenditure heads (Revenue Account)';

(2) Capital, Public Debt, Loans, etc.-consisting of sections for 'Receipt heads (Capital Accounts)' 'Expenditure Heads (Capital Accounts)' and 'Public Debt, Loans and Advances, etc.'

The Revenue division deals with the proceeds of taxation and other receipts classed as revenue and the expenditure met therefrom, the net result of which represents the revenue surplus or deficit for the year.

In Capital division, the section 'Receipt heads (Capital Account)' deals with receipts of capital nature which cannot be applied as a set-off to capital expenditure.

The section 'Expenditure heads (Capital Account)' deals with expenditure met usually from borrowed funds with the object of increasing concrete assets of a material and permanent character. It also includes receipt of a capital nature intended to be applied as a set-off against expenditure.

The section 'Public Debt, Loans and Advances, etc.' comprises loans raised and their repayments by Government such as 'Internal Debt.' and 'Loans and Advances' made (and their recoveries) by Government. This section also includes certain special types of heads for transactions relating to Appropriation to the 'Contingency Fund' and 'Inter-State Settlement'.

In Part II, namely Contingency Fund, of the Accounts, the transactions connected with the Contingency Fund established under Article 267 of the Constitution of India are recorded.

In Part III, namely Public Account, of the accounts, the transactions relating to 'Debt' (other than those included in Part I), 'Deposits', 'Advances', 'Remittances' and 'Suspense' are recorded. The transactions under 'Debt', 'Deposits' and 'Advances' in this part are those in respect of which Government incurs a liability to repay the money received or has a claim to recover the amounts, paid together with the repayments of the former ('Debt.' and 'Deposits') and the recoveries of the latter ('Advances'). The transactions relating to 'Remittances' and 'Suspense' in this part embrace all merely adjusting heads under which appear such transactions as remittances of cash between treasuries and currency chests, transfers between different accounting circles, etc. The initial debits or credits to these heads will be cleared eventually by corresponding receipts or payments either within the same circle of account or in another account circle.

2. Sectors and Heads of Accounts

Within each of the sections in Part I mentioned above, the transactions are grouped into sectors such as 'Tax Revenue', 'Non-Tax Revenue', and 'Grants-in-aid and contributions' for the receipt heads (Revenue Account), and 'General Services', 'Social Services', 'Economic Services', and 'Grants-in-aid and contributions' for expenditure heads. Specific functions or services (such as Education, Sports, Art and Culture Health and Family Welfare, Water Supply and Sanitation, Housing and Urban Development, etc., in respect of Social Services) are grouped in sectors for expenditure heads. In Part III (Public Accounts) also, the transactions are grouped into sectors, such as 'Small Savings', 'Provident Funds', 'Reserve Funds', etc. The Sectors are sub-divided into major heads of account. In some cases, the Sectors are, in addition, sub-divided into sub-sectors before their division into major heads of account.

The major heads are divided into minor heads, with a number of subordinate heads, generally known as subheads. The sub-heads are further divided into detailed heads. Under each of these heads, the expenditure is shown distributed between charged and voted. Sometimes major heads are also divided into sub-major heads before their further division into minor heads. Apart from the sectoral and sub-sectoral classification the Major Heads, Sub-major Heads, Minor Heads, Sub-heads Detailed Heads and Object-heads together constitute a six-tier arrangement of the classification structure of the Government Accounts. The major, minor and sub-heads prescribed for the classification of expenditure in the general accounts are not necessarily identical with the grants, sub-heads and other units of allotments which are adopted by the Government for Demands for Grants presented to the Parliament or Legislature but in general a certain degree of correlation is maintained between the demands for Grants and the Finance Accounts.

The major heads of accounts, falling within the sectors for expenditure heads, generally correspond to functions of Government, while the minor heads, subordinate to them, identify the programmes undertaken to achieve the objectives of the functions represented by the major head. The sub-head represents the scheme, the detailed head the sub-scheme and object head the object level of classification.

3. Coding Pattern- Major Heads:

From 1st April, 1987 a four digit Code has been allotted to the major heads, the first digit indicating whether the major head is a Receipt head or Revenue Expenditure head or Capital Expenditure head or a Loan head.

The First digit of code for Revenue Receipt head is either 'O' or 'I'. Adding '2' to the first digit code of the Revenue Receipt head will give the number allotted to corresponding Revenue Expenditure head; adding another '2', the Capital Expenditure head; and another '2', the Loan head of Account. For example, for Crop Husbandry code 0401 represents the Receipt head, 2401, the Revenue Expenditure head, 4401, Capital Outlay head and 6401, Loan head.

Such a pattern is, however, not relevant for those departments which are not operating Capital/Loan heads of accounts e.g. Department of Supply. In a few cases, where receipt and expenditure are not heavy, certain functions have been combined under a single major head, the functions themselves forming sub-major heads under that Major Head.

Sub-Major Heads:

A two digit code has been allotted, the code starting from 01 under each Major head. Where no sub-major head exists it is allotted a code '00'. The nomenclature 'General' has been allotted Code '80' so that even after further sub-major heads are introduced the Code for 'General' will continue to remain the last one.

Minor Heads:

These have been allotted a three digit code, the codes starting from '001' under each sub major/major head (where there is no sub-major head). Codes from '001' to '100' and few codes '750' to '900' have been reserved for certain standard minor heads. The coding pattern for minor heads has been designed in such a way that in respect of certain minor heads having a common nomenclature under many major/sub-major heads, the same three digit code is adopted as far as possible.

Under this scheme of codification, the receipt major head (Revenue account) are assigned the block numbers from 0020 to 1606, expenditure major heads (Revenue account) from 2011 to 3606, expenditure major heads (Capital account) from 4046 to 5475, major heads, under 'Public Debt' from 6001 to 6004 and those under 'Loans and Advances', 'Inter-State Settlement' and 'Transfer to Contingency Fund' from 6075 to 7999. The code number 4000 has been assigned for capital receipt major head. The only major head 'Contingency Fund' in "Part II-Contingency Fund" has been assigned the code number 8000. The major heads in the Public Account are assigned the code numbers from 8001 to 8999.

4. The transactions included in these accounts represent mainly the actual cash receipts and disbursements during the financial year April to March as distinguished from amounts due to or from Government during the same period. The cash basis system is, however, not entirely suitable for recording the transactions and presenting the true state of affairs of Government commercial undertakings run on commercial principles. The detailed accounts of this class of undertakings are, therefore, maintained outside the regular accounts in proper commercial form and are subject to test check by the Indian Audit and Accounts Department.

5. The figures of actuals shown in these accounts are net, after taking into account the recoveries, although the Demands for Grants presented to the Legislature and the Appropriation Accounts are for gross expenditure and exclude credits and recoveries which are otherwise taken as reduction of expenditure.

6. As mentioned in paragraph 7 of Introductory to Finance Accounts 1975-76, the opening balances under Debt, Deposit and Remittance heads as on 26th April, 1975 were adopted on the basis of information collected from the records maintained by the State Government Departments. These balances are under reconciliation.

PART - I
SUMMARISED STATEMENTS

STANDARDIZED STATEMENTS

6781-1

STATEMENT No. 1 - SUMMARY OF TRANSACTION

Receipts	Actuals		Disbursements	Actuals	
	1998-99 (In lakhs of rupees)	1999-2000 (In lakhs of rupees)		1998-99 (In lakhs of rupees)	1999-2000 (In lakhs of rupees)
Receipt Head (Revenue Account)			Expenditure Heads (Revenue Account)		
A - Tax Revenue			A - General Services		
(a) Taxes on Income and Expenditure			(a) Organs of States		
0021-Taxes on Income Other than Corporation Taxes (levied under State Laws)	1832.41	1784.38	2011-Parliament/State/Union Territory Legislature	203.27	188.13
			2012-President/Vice-President/Governor/Administrator of Union Territories	84.69	92.62
			2013-Council of Ministers	313.72	274.31
			2014-Administration of Justice	357.37	343.78
			2015-Elections	66.55	181.05
Total-A(a)-Taxes on Income and Expenditure	1832.41	1784.38	Total-A-(a) Organs of State	1025.60	1079.89
(b) Taxes on Property and Capital Transaction			(b) Fiscal Services		
0029-Land Revenue	12.15	53.73	(i) Collection of Taxes on Income and Expenditure		
0030-Stamps and Registration Fees	50.92	61.70	2020-Collection of Taxes on Income and Expenditure	39.52	38.82
Total-A(b)-Taxes on Property and Capital Transaction	63.07	115.43	Total-A(b)(i)-Collection of Taxes on Income and Expenditure	39.52	38.82
			(ii) Collection of Taxes on Property and Capital Transaction		
			2029-Land Revenue	230.10	212.18
			Total-A(b)(ii)-Collection of Taxes on Property and Capital Transaction	230.10	212.18
(c) Taxes on Commodities and Services			(iii) Collection of Taxes on Commodities and Services		
0039-State Excise	1185.89	1339.40	2030-Stamps and Registration	1.50	2.50
0040-Sales Tax	1306.23	1363.75	2039-State Excise	146.18	119.81
0041-Taxes on Vehicles	151.38	169.04	2040-Sales Tax	56.36	58.17
0045-Other Taxes and Duties on Commodities and Services	136.69	135.04	2041-Taxes on Vehicles	40.47	27.05
Total-A(c)-Taxes on Commodities and Services	2780.19	3007.24	2045- Other Taxes and Duties on Commodities and Services	28.36	26.50
Total-A-Tax Revenue	4675.67	4907.04	Total-A(b)(iii)-Collection of Taxes on Commodities and Services	272.87	234.03
			Total-A(b)Fiscal Services	542.49	485.03

STATEMENT No. 1 - Contd.

PART I - CONSOLIDATED FUND Contd.					
Receipts	Actuals		Disbursements	Actuals	
	1998-99	1999-2000		1998-99	1999-2000
	(In lakhs of rupees)			(In lakhs of rupees)	
B - Non Tax Revenue					
(b) Interest Receipt, Dividends and Profits			(c) Interest Payment and Servicing of Debt 2048-Appropriation for Reduction or avoidance of debt	324.03	419.73
0049-Interest Receipts	26.15	51.33	2049-Interest Payment	5246.73	6792.39
0050-Dividends and Profits	123.05	72.39			
Total-B(b)-Interest Receipts, Dividends and Profits	149.20	123.72	Total-A(c)-Interest Payment and Servicing of Debt	5570.76	7212.12
(c) Other Non-Tax Revenue			(d) Administrative Services		
(i) General Services			2051-Public Service Commission	34.45	35.05
0051-Public Service Commission	1.54	00.14	2052-Secretariat-General Services	621.31	557.15
			2053-District Administration	244.84	238.38
			2054-Treasury and Accounts Administration	338.86	269.19
0055-Police	344.91	283.69	2055-Police	3848.71	3703.13
0058-Stationery and Printing	94.81	95.84	2056-Jails	60.20	62.60
0059-Public Works	51.01	44.83	2058-Stationery and Printing	185.30	175.29
0070-Other Administrative Services.	97.51	145.05	2059-Public Works	533.09	523.90
			2070-Other Administrative Services	457.15	510.92
			Total-A(d)-Administrative Services	6323.91	6075.61
			(e) Pension and Miscellaneous General Services		
0071-Contribution and Recove- ries towards Pension and Other Retirement Benefits	0.21	1.20	2071-Pension and other Retirement Benefits	1470.46	1625.81
0075-Miscellaneous General Services	99323.04	100608.61	2075-Miscellaneous General Services	97843.76	97908.33
			Total A(e)-Pension and Miscellaneous General Services	99314.22	99534.14
Total-B(c)(i)-General Services	99913.03	101179.36	Total-A-General Services	112776.98	114386.79
(ii) Social Services			B-Social Services		
0202-Education, Sports, Art and Culture	11.47	12.07	(a) Education, Sports, Art and Culture		
			2202-General Education	10929.16	10733.75
			2203-Technical Education	0.86	11.84

STATEMENT No. 1 - Contd.

PART I - CONSOLIDATED FUND Contd.					
Receipts	Actuals		Disbursements	Actuals	
	1998-99	1999-2000		1998-99	1999-2000
	(In lakhs of rupees)			(In lakhs of rupees)	
			2204-Sports and Youth Services	125.25	138.99
			2205-Art and Culture	136.39	156.45
			Total-B(a)Education, Sports, Art and Culture	11191.66	11041.03
			(b) Health and Family Welfare		
0210-Medical and Public Health	41.84	14.08	2210-Medical and Public Health	3704.78	2882.74
			2211-Family Welfare	484.27	482.44
			Total-B(b) Health and Family Welfare	4189.05	3365.18
			(c) Water Supply, Sanitation Housing and Urban Development		
0215-Water supply and Sanitation	15.12	27.40	2215-Water Supply and Sanitation	964.32	1088.80
0216-Housing	15.07	17.07	2216-Housing	2368.84	1229.09
			2217-Urban Development	469.70	434.08
			Total-B(c)-Water Supply, Sanitation, Housing and Urban Development	3802.86	2751.97
			(d) Information and Broadcasting		
0220-Information and Publicity	8.19	7.76	2220-Information and Publicity	178.60	157.27
			Total-B(d)Information and Broadcasting	178.60	157.27
			(e) Welfare of Scheduled Castes, Scheduled Tribes and Other Backward Calsses		
			2225- Welfare of Scheduled Castes, Scheduled Tribes and Other Backward Calsses	482.65	202.87
			Total-B(e)- Welfare of Scheduled Castes, Scheduled Tribes and Other Backward Classes	482.65	202.87
			(f) Labour and Labour Welfare		
0230-Labour and Employment	2.41	2.98	2230- Labour and Labour Employment	86.12	76.00
			Total-B(f)Labour and Labour Welfare	86.12	76.00

STATEMENT No. 1 - Contd.

PART I - CONSOLIDATED FUND Contd.					
Receipts	Actuals		Disbursements	Actuals	
	1998-99	1999-2000		1998-99	1999-2000
	(In lakhs of rupees)			(In lakhs of rupees)	
0235-Social Security and Welfare	0.76	00.97	(g) Social Welfare and Nutrition 2235-Social Security and Welfare	392.65	394.24
			2236-Nutrition	194.78	188.96
			2245-Relief on Account of Natural Calamities	533.45	1319.36
Total-B(c)(ii)-Social Services	94.86	82.33	Total-B(g)-Social Welfare and Nutrition	1120.88	1902.56
			(h) Others		
			2250-Other Social Services	139.10	92.27
			2251-Secretariat-Social Services	29.93	37.56
			Total-B(h)-Others	169.03	129.83
			Total-B-Social Services	21220.85	19626.71
(iii) Economic Services			C-Economic Services		
			(a) Agriculture and Allied Activities		
0401-Crop Husbandry	20.85	20.29	2401-Crop Husbandry	1819.97	1838.73
			2402-Soil and Water Conservation	432.23	399.65
0403-Animal Husbandry	14.13	15.54	2403-Animal Husbandry	784.63	742.75
			2404-Dairy Development	34.07	139.53
0405-Fisheries	0.45	00.82	2405-Fisheries	124.88	117.28
0406-Forestry and Wild Life	159.63	489.69	2406-Forestry and Wild Life	1653.00	1452.32
			2407-Plantations	132.86	140.25
0407-Plantations	222.00	235.00	2408-Food Storage and Warehousing	192.97	179.76
0408-Food Storage and Warehousing	3.15	2.14	2415 Agriculture Research and Education	81.60	65.91
			2425-Co-operation	210.67	217.13
0425-Co-operation	0.78	..	2435-Other Agricultural Programmes	152.39	128.57
			Total-C(a)-Agriculture and Allied Activities	5619.27	5421.88
			(b) Rural Development		
			2501-Special Programmes for Rural Development	144.17	129.33
			2505-Rural Employment	360.00	365.00
			2506-Land Reforms	21.09	56.94
0515-Other Rural Development Programmes	11.14	5.27	2515-Other Rural Development Programmes	313.87	282.82
			Total-C(b)-Rural Development	839.13	834.09

STATEMENT No. 1 - Contd.

Receipts	Actuals		Disbursements	Actuals	
	1998-99	1999-2000		1998-99	1999-2000
	(In lakhs of rupees)			(In lakhs of rupees)	
0702-Minor Irrigation	0.03	1.91	(d) Irrigation and Flood Control		
			2702-Minor Irrigation	225.35	261.17
			2705-Command Area		
			Development	1.98	2.00
			2711-Flood Control &		
			Drainage	406.11	358.01
			Total-C(d)-Irrigation and		
			Flood Control	633.44	621.18
0801-Power	644.03	833.03	(e) Energy		
0810-Non Conventional			2801-Power	2188.68	2727.90
Sources of Energy	1.77	1.65	2810-Non Conventional		
			Sources of Energy	44.35	55.95
			Total-C(e)-Energy	2233.03	2783.85
0851-Village and Small			(f) Industry and Minerals		
Industries	49.58	48.85	2851-Village and Small		
0852-Industries	10.95	..	Industries	572.47	560.39
0853-Non-ferrous Mining and			2852-Industries	7.37	1.20
Metallurgical Industries	6.14	2.54	2853-Non-ferrous Mining and		
			Metallurgical Industries	90.27	84.97
			Total-C(f)-Industry and		
			Minerals	670.11	646.56
1054-Roads and Bridges	0.02	..	(g) Transport		
1055-Road Transport	749.15	1189.16	3054-Roads and Bridges	1354.98	1350.93
			3055-Road Transport	1792.09	2038.07
			Total-C(g)-Transport	3147.07	3389.00
1452-Tourism	39.44	40.39	(i) Science Technology and		
1475-Other General			Environment		
Economic Services	1.24	3.08	3425-Other Scientific		
			Research	57.79	77.92
			3435-Ecology and Environment	33.38	29.30
			Total-C(i)-Science Technology		
			and Environment	91.17	107.22
Total-B(C)(iii)Economic			(j) General Economic Services		
Services	1934.48	2889.36	3451-Secretariat Economic		
			Services	84.40	60.53
			3452-Tourism	331.36	318.42
			3454-Census Surveys and		
			Statistics	114.34	93.38
			3456-Civil Supplies	1704.30	2674.68
Total-B(C) Other Non-			3475-Other General		
Tax Revenue	101942.37	104151.05	Economic Services	95.05	32.93
			Total-C(j)-General Economic		
			Services	2329.45	3179.94
Total-B-Non-Tax			Total-C-Economic		
Revenue	102091.57	104274.77	Services	15562.67	16983.72

STATEMENT No. 1 - Contd.

Receipts	PART I - CONSOLIDATED FUND <i>Concl.</i>		Disbursements	Actuals	
	Actuals			Actuals	
	1998-99	1999-2000		1998-99	1999-2000
	(In lakhs of rupees)			(In lakhs of rupees)	
C-Grants in-aid and Contributions					
1601-Grants-in-aid from Central Government	28077.95	32047.29			
1603-States' Share of Union Excise Duties	9221.00	9954.00			
Total-C-Grants-in-aid and Contributions	37298.95	42001.29			
Total-Receipt Head (Revenue Account)	144066.19	151183.10	Total-Expenditure Head (Revenue Account)	149560.50	150997.22
			(Revenue Surplus/Deficit)	(-)5494.31	(+)185.89
			(2) Capital, Public Debt, Loan etc. Expenditure Head (Capital Account)	9175.80	9433.58
E- Public Debt			E- Public Debt		
6003-Internal Debt of the State Government	4200.00	8276.12	6003-Internal Debt of the State Government	464.55	268.35
6004-Loans and Advances from the Central Government	5353.56	6396.80	6004-Loans and Advances from the Central Government	2834.82	1133.80
Total-E-Public Debt	9553.56	14672.92	Total-E-Public Debt	3299.37	1402.15
F-Loans and Advances	92.22	106.91	F-Loans and Advances	107.70	113.74
Total-Consolidated Fund (Part I)	153711.97	165962.93	Total-Consolidated Fund (Part I)	162143.37	161946.69

PART II - CONTINGENCY FUND

8000-Contingency Fund	8000-Contingency Fund	..	10.00
Total-Contingency Fund	Total-Contingency Fund	..	10.00

STATEMENT No. 1 - Contd.

PART III PUBLIC ACCOUNT					
Receipts	Actuals		Disbursements	Actuals	
	1998-99	1999-2000		1998-99	1999-2000
	(In lakhs of rupees)			(In lakhs of rupees)	
I- Small Savings			I- Small Savings		
Provident Funds, etc.			Provident Funds, etc.		
(b) Provident Funds- Insurance and Pension Funds	9510.19	5680.39	(b) Provident Funds, etc. Insurance Funds	951.31	1683.62
Total-I-Small Savings Provident Funds, etc.	9510.19	5680.39	Total-I-Small Savings Provident Funds, etc.	951.31	1683.62
J. Reserve Funds- General and other Reserve Funds	1183.15	2089.39	J. Reserve Funds-General and other Reserve Funds	695.59	1034.75
Total-J-Reserve Funds	1183.15	2089.39	Total-J-Reserve Funds	695.59	1034.75
K- Deposits and Advances			K- Deposits and Advances		
(b) Deposits not bearing interest	452.34	541.53	(b) Deposits not bearing interest	602.55	482.43
(c) Civil Advances	0.05	0.04	(c) Civil Advances	..	0.37
Total-K-Deposits and Advances	452.39	541.57	Total-K-Deposits and Advances	602.55	482.80
L- Suspense and Miscellaneous			L- Suspense and Miscellaneous		
(b) Suspense	(-)61.34	(-)57.48	(b) Suspense	(-)1,97.33	458.15
(c) Other Accounts	41652.16	53802.72	(c) Other Accounts	41251.17	53963.68
Total-L-Suspense and Miscellaneous	41590.82	53745.24	Total-L-Suspense and Miscellaneous	41053.84	54421.83
M- Remittance			M- Remittances		
(a) Money Orders, Remittances and Adjustments between the Officers rendering accounts to the same Accountant General, etc. and Other Remittances	19796.08	21187.00	(a) Money Orders, Remittances and Adjustments between the Officers rendering accounts to the same Accountant General, etc. and Other Remittances	19493.73	21283.63
Total-M-Remittances	19796.08	21187.00	Total-M-Remittances	19493.73	21283.63
Total-Public Account	72532.63	83243.59	Total-Public Account	62797.02	78906.63
Total-Receipts(Parts I, II and III)	226244.60	249206.52	Total-Disbursements (Parts I, II and III)	224940.39	240863.32
N - Cash Balance	(-)2884.56	(-)1580.35	Closing Cash Balance	(-)1580.35	6762.85
GRAND TOTAL	223360.04	247626.17	GRAND TOTAL	223360.04	247626.17

STATEMENT No. 1 - Contd.

Explanatory Notes :-

1. There was a revenue surplus of Rs. 1.86 crores in 1999-2000 against a deficit of Rs. 54.94 crores in 1998-99. Taking into accounts the transactions other than Revenue Accounts also, there was an overall surplus of Rs. 83.43 crores in 1999-2000 against overall surplus of Rs. 13.04 crores in 1998-99. The details are given below :-

		1998-99		1999-2000	
		(In crores of rupees)			
Opening Cash Balance		(-)	28.84	(-)	15.80
Part I	Consolidate Fund				
(a)	Transaction of Revenue Account				
	Receipts Heads	(+)	1440.66	(+)	1511.83
	Expenditure Heads	(-)	1495.60	(-)	1509.97
	Net Revenue Surplus/Deficit	(-)	54.94	(+)	1.86
(b)	Transactions other than Revenue Account				
	Capital Account-Net	(-)	91.76	(-)	94.34
	Public Debt-Net	(+)	62.55	(+)	132.71
	Loans and Advances-Net	(-)	0.16	(-)	0.07
	Transfer to Contingency Fund Net	
Part II - Contingency Fund-Net			..	(-)	0.10
Part III-Public Account-Net		(+)	97.35	(+)	43.37
	Closing Balance	(-)	15.80	(+)	67.63
	Overall Surplus/Deficit	(+)	13.04	(+)	83.43

2. Receipts from the Government of India :-

Of the total revenue receipts of Rs. 151183.10 lakhs in 1999-2000 Rs. 42001.29 lakhs (28 percent of the total Revenue Receipts) were Received from Government of India, as shown below :-

		(In lakhs of rupees)
(i)	Non-Plan Grants	1613.62
(ii)	Grants for State Plan Schemes	26854.80
(iii)	Grants for Central Plan Schemes	76.51
(iv)	Grants for Centrally Sponsored Plan Schemes	3502.36
(v)	States' Share of Union Excise Duties	9954.00
Total		42001.29 *

* More detail position is shown against Major Head '1601' and '1603' of Statement No. 10

STATEMENT No. 1 - Contd.

3. Revenue Receipts :-

The increase of Rs. 7116.91 lakhs in revenue receipts from Rs. 144066.19 lakhs in 1998-99 to Rs. 151183.10 lakhs in 1999-2000 was mainly due to more receipts of Grants-in-Aid and States' Share of Union Excise duties from Central Government. Increase in revenue was as under :-

Serial No.	Major Heads of Account	Actuals		Increase
		1998-99	1999-2000	
		(In lakhs of rupees)		
(1)	0029 – Land Revenue. Increase was due to more realisation under Land Revenue	12.15	53.73	41.58
(2)	0039 - State Excise. Increase was due to more realisation under State Excise	1185.89	1339.40	153.51
(3)	0040 - Sales Tax Increase was due to more realisation Under State Sales Tax Act	1306.23	1363.75	30.52
(4)	0049 – Interest Receipts Increase was due to more realisation under Investment of Cash Balance and Co-operatives	26.15	51.33	25.18
(5)	0070 – Other Administrative Services. Increase was due to more realisation under Reimbursement of Election Expenditure from Election Commission of India.	97.51	145.05	47.54
(6)	0075 - Miscellaneous General Services Increase was due to more realisation of receipts from State Lotteries.	99323.04	100608.61	1285.57
(7)	0406 – Forestry and Wild Life. Increase was due to more realisation under other Receipts	159.63	489.69	330.06
(8)	0801 - Power Increase was due to more realisation under sale of Power	644.03	833.03	189.00
(9)	1055 – Road Transport Increase was due to more realisation under Passenger Fare, Sale of POC and Freight Charges	749.15	1189.16	440.01
(10)	1601 - Grants in Aid from Central Government	28077.95	32047.29	3969.34
(11)	1603 - State's Share of Union Excise Duties	9221.00	9954.00	733.00

STATEMENT No. 1 - Concl'd

4. Expenditure on Revenue Account :-

The increase of Rs 1436.71 lakhs in the Revenue Account (Rs. 149560.50 lakhs in 1998-99 to Rs. 150997.22 lakhs in 1999-2000) was mainly as under :-

Serial No.	Major Heads of Account	Actuals		Increase
		1998-99	1999-2000 (In lakhs of rupees))	
1.	2015 Election Increase was due to more expenditure incurred towards Conduct of Election of Lok Sabha	66.55	181.05	114.50
2.	2049 - Interest Payment Increase was due to more expenditure incurred towards Interest Payment on market loan Other internal debt and State General Provident Fund and Loans and Advances from Central Government	5246.73	6792.39	1545.66
3.	2071 - Pension and Other retirement benefits Increase was due to more expenditure incurred toward increase of pensionary benefits.	1470.46	1625.81	155.35
4.	2075 - Miscellaneous General Services Increase was due to more expenditure incurred on State Lotteries	97843.76	97908.33	64.57
5.	2215 - Water Supply and Sanitation Increase was due to more expenditure incurred towards Urban and Rural Water Supply Programme.	964.32	1088.80	124.48
6.	2801 - Power Increase was due to more expenditure incurred towards Direction and Administration, Hydel Generation, Transmission and Distribution.	2188.68	2727.90	539.22
7.	3055 Road Transport Increase was due to more expenditure incurred towards Management and Operation	1792.09	2038.07	245.98

STATEMENT NO.2 - CAPITAL OUTLAY-PROGRESSIVE CAPITAL OUTLAY TO END OF 1998-99

Serial No.	Major Head of Accounts	Expenditure to end of 1998-99	Expenditure during 1999-2000	Total
1	2	3	4	5
<i>(in lakhs of rupees)</i>				
A.	Capital Account of General Services			
1.	4055 Capital Outlay on Police			
	211 Police Housing	35.95	23.06	59.01
	Total: 4055 Capital Outlay on Police	<u>35.95</u>	<u>23.06</u>	<u>59.01</u>
	4059 Capital Outlay on Public Works	5131.17	363.55	5494.72
	Total: A- Capital Outlay on General Services	<u>5167.12</u>	<u>386.61</u>	<u>5553.73</u>
B.	Capital Account of Social Services			
(a)	Education, Sports, Art and Culture			
2.	4202 Capital Outlay on Education Sports, Art and Culture	4812.78	340.17	5152.95
	Total: B(a) Education Sports, Art and Culture	<u>4812.78</u>	<u>340.17</u>	<u>5152.95</u>
(b)	Health and Family Welfare			
3.	4210 Capital Outlay on Medical and Public Health	5451.91	168.99	5620.90
	Total : B (b) Health and Family Welfare	<u>5451.91</u>	<u>168.99</u>	<u>5620.90</u>
(c)	Water Supply, Sanitation, Housing and Urban Development			
4.	4215 Capital Outlay on Water Supply and Sanitation	12940.88	2566.24	15507.12
5.	4216 Capital Outlay on Housing	3260.23	333.24	3593.47
6.	4217 Capital Outlay on Urban Development	566.08	108.87	674.95
	Total: B (c) Water Supply, Sanitation, Housing and Urban Development	<u>16767.19</u>	<u>3008.35</u>	<u>19775.54</u>
(e)	Welfare of Scheduled Castes/Tribes and other Backward Classes			
7.	4225 Capital Outlay on Welfare of Scheduled Castes/Tribes and other Backward Classes	6.44	100.00	106.44
	Total: B (e) Welfare of Scheduled Castes etc.	<u>6.44</u>	<u>100.00</u>	<u>106.44</u>
(g)	Social Welfare and Nutrition			
8.	4235 Capital Outlay on Social Security and Welfare	149.84	-	149.84
	Total: B (g) Social Welfare and Nutrition	<u>149.84</u>	<u>-</u>	<u>149.84</u>
(h)	Others			
9.	4250 Capital Outlay on other Social Services	1.82	-	1.82
	Total: B (h) Others	<u>1.82</u>	<u>-</u>	<u>1.82</u>
	Total: B Capital Account of Social Services	<u>27189.98</u>	<u>3617.51</u>	<u>30807.49</u>

STATEMENT NO.2 - Contd.

Serial No.	Major Head of Accounts	Expenditure to end of 1998-99	Expenditure during 1999-2000	Total
1	2	3	4	5
<i>(in lakhs of rupees)</i>				
C.	Capital Account of Economic Services			
(a)	Capital Account of Agriculture and Allied Activities			
10. 4401	Capital Outlay on Crop Husbandry	596.44	19.89	616.33
11. 4403	Capital Outlay on Animal Husbandry	584.29	8.29	592.58
12. 4404	Capital Outlay on Dairy Development	187.76	..	187.76
13. 4405	Capital Outlay on Fisheries	221.50	8.20	229.70
14. 4406	Capital Outlay on Forestry and Wild Life	91.95	10.09	102.04
15. 4408	Capital Outlay on Food, Storage and Warehousing	783.69	30.62	814.31
16. 4415	Capital Outlay on Agricultural Research and Education	11.42	..	11.42
17. 4425	Capital Outlay on Co-operation	358.71	3.40	362.11
18. 4435	Capital Outlay on other Agricultural Programmes	21.44	20.01	41.45
	Total: C (a) Capital Account of Agriculture and Allied Activities	<u>2857.20</u>	<u>100.50</u>	<u>2957.70</u>
(b)	Capital Account on Other Rural Development Programme			
4515	Capital Outlay on Other Rural Development Programme	277.54	70.76	348.30
	Total: C (b) Capital Account on Other Rural Development Programme	<u>277.54</u>	<u>70.76</u>	<u>348.30</u>
(c)	Capital Account of Special Area Programme			
4575	Capital Outlay on Other Special Area Programme	..	561.17	561.17
	Total - C(c) Capital Account of Special Area Programme	<u>..</u>	<u>561.17</u>	<u>561.17</u>
(d)	Capital Account on Minor Irrigation			
4702	Capital Outlay on Minor Irrigation	9.49	1.99	11.48
	Total: C (d) Capital Account on Minor Irrigation	<u>9.49</u>	<u>1.99</u>	<u>11.48</u>
(e)	Capital Account of Energy			
19. 4801	Capital Outlay on Power Projects	30870.35	2644.70	33515.05
	Total: C (e) Capital Account of Energy	<u>30870.35</u>	<u>2644.70</u>	<u>33515.05</u>
(f)	Capital Account of Industry and Minerals			
20. 4851	Capital Outlay on Village and Small Industries	249.86	2.75	252.61
21. 4853	Capital Outlay on Non-ferrous Mining and Metallurgical Industries	335.40	23.00	358.40

STATEMENT NO.2 - Concl'd.

Serial No.	Major Head of Accounts	Expenditure to end of 1998-99	Expenditure during 1999-2000	Total
1	2	3	4	5
		<i>(in lakhs of rupees)</i>		
22	4860 Capital Outlay on Consumer Industries	1857.98	125.00	1982.98
23	4885 Other Capital Outlay on Industries and Minerals	1367.70	50.00	1417.70
	Total: C (f) Capital Account of Industries and Minerals	3810.94	200.75	4011.69
(g)	Capital Account of Transport			
24	5054 Capital Outlay on Roads and Bridges	25407.92	1681.81	27089.73
25	5055 Capital Outlay on Road Transport	2665.74	36.35	2702.09
	Total: C (g) Capital Account of Transport	28073.66	1718.16	29791.82
(j)	Capital Account of General Economic Services			
26	5452 Capital Outlay on Tourism	542.35	131.43	673.78
27	5465 Investment in General Financial and Trading Institutions	160.45	..	160.45
	Total: C (j) Capital Account of General Economic Services	702.80	131.43	834.23
	Total:C-Capital Account of Economic Services	66601.98	5429.46	72031.44
	Total: Expenditure Heads (Capital Account) (A+B+C)	98959.08	9433.58	108392.66

Further details of Capital Expenditure are given in Statement No.12.

STATEMENT NO. 3 - DEBT POSITION

Nature of borrowing	Balance as on 1st April'99	Receipts during the year 99-2000	Repayments during the year 99-2000	Balance as on 31st March 2000	Increase
1	2	3	4	5	6
(i) Statement of Borrowings (a)					
<i>(In lakhs of rupees)</i>					
I. Public Debt					
6003 Internal Debt of the State Government	17066.55	8276.12	268.35	25074.32	(+)8007.77
6004 Loans and Advances from Central Government	18725.05	6396.80	1133.80	23988.05	(+)5263.00
Total : I Public Debt	35791.60	14672.92	1402.15	49062.37	(+)13270.77
II. Small Savings Collections					
8005 State Provident Funds	14212.08	5550.86	1661.72	18101.22	(+)3889.14
8011 Insurance and Pension Funds	363.29	129.53	21.90	470.92	(+)107.63
Total : II-Small Savings Collections	14575.37	5680.39	1683.62	18572.14	(+)3996.77
GRAND TOTAL	50366.97	20353.31	3085.77	67634.51	(+)17267.54

Explanatory Notes :-

1. Internal Debt of the State Government :

The receipt of Rs. 8276.12 lakhs under this head includes 4590.00 lakhs towards market loan and the balance of Rs. 3686.12 lakhs borrowed from the (i) Life insurance Corporation of India Rs. 2372.00 lakhs (ii) General Insurance Corporation of India Rs. 37.00 lakhs (iii) National Insurance Corporation Rs. 37.00 (iv) Power Finance Corporation Rs. 50.00 lakhs and (v) NABARD Rs. 1190.12 lakhs. During 1999-2000 Government received Rs. 8276.12 lakhs from these bodies and paid Rs. 268.35 lakhs in repayment of outstanding loans. Government paid Interest Rs. 506.30 lakhs to these bodies and Rs. 1895.76 lakhs towards interest on Market Loans during 1999-2000

2. Loans and Advances from the Central Government :

Rs. 6396.80 lakhs were received from the Government of India as Loans (Share of Small Saving Collection for non-plan loans Rs. 981.00 lakhs, loans for House Building Advances Rs. 8.59 lakhs Block Loans, for State Plan Schemes Rs. 2882.05 lakhs, ways and Means Advance Rs. 2500.00 lakhs and Loans for Centrally Sponsored Plan Scheme Rs. 25.16 lakhs. During 1999-2000 State Government received loan of Rs. 6396.80 lakhs and paid Rs. 1133.80 lakhs towards repayment of outstanding loans and Rs. 2334.78 lakhs towards interest to the Government of India. The loans from the Central Government as on 31st March 2000 contributed 49 percent of the total Public Debt of the State Government on the date.

3. Small Savings, Provident Funds, etc.

(i) **Provident Funds** : This comprise mainly the Provident Fund balances at the credit of the Government Servants. The State Government paid interest of Rs.1999.90 lakhs on provident fund balance during this year.

(ii) **Insurance and Pension Fund** :

From 1st January 1994 the State Government Employees Group Insurance Scheme has been Introduced by the Government. The State Government paid interest of Rs. 55.65 lakhs on Insurance Fund balance during this year.

(iii) **Other Obligations:**

In addition to the above, the balances at the credit of earmarked and other funds, as also certain deposits to the extent of which they have not been invested but are merged with General Cash balances of the Government, also constitute a liability of the Government such liability at the end of March 2000 was Rs. 2602.92 lakhs as shown in Statement No 15.

STATEMENT NO. 3 Concl.

(iv) Service of debt :

Interest on debt and other obligations :

The gross debt and other obligations and the total net amount of interest charges met from revenue during 1998-99 and 1999-2000 are shown below:-

	1998-99	1999-2000	Net Increased (+) or decreased (-) during the year	
	(In lakhs of Rupees)			
Gross debt and other obligations outstanding at the end of the year	51971.16	70237.43	(+)	18266.27
(i) Interest paid by the Government	5246.73	6792.39	(+)	1545.66
(ii) Interest realised	26.15	51.33	(+)	25.18
(iii) Net amount of interest charges	5220.58	6741.06	(+)	1520.48
Percentage of gross interest to total revenue receipts	3.64	4.49	(+)	0.85
Percentage of net interest to total revenue receipts	3.62	4.46	(+)	0.84

Apart from the interest receipts as above, the Government also received Rs. 72.39lakhs during the year as dividend on investments in commercial undertaking, etc.

STATEMENT NO. 4 - LOANS AND ADVANCES BY THE STATE GOVERNMENT

Class of Loans and Advances	Balance on 1st April 1999	Paid during the year (Payment)	Repaid during the year (Receipt)	Balance on 31st March 2000	Net Increase (+) or Decrease (-) during the year
1	2	3	4	5	6
(i) Statement of Loans and Advances (a)					
(In lakhs of Rupees)					
I. Loans for Social Services	43.60	43.60	..
II. Loans for Economic Services					
(i) Loans for Agriculture and Allied Activities	85.99	..	2.56	83.43	(-)2.56
(ii) Loans for Industry and Minerals	384.50	384.50	..
(iii) Loans for Transport	1.38	1.38	..
(iv) Loans for General Economic Services	0.02	0.02	..
Total:II Loans for Economic Services	471.89	..	2.56	469.33	(-) 2.56
III. Loans to Government Servants	421.80	113.74	104.35	431.19	(+) 9.39
IV. Miscellaneous Loans	50.33	50.33	..
Grand Total	987.62	113.74	106.91	994.45	(+)6.83

(ii) Recoveries in Arrears

Information about arrears in recovery of Loans and Advances and interest has not been received (September, 2000) from the Departmental Officers who maintain the detailed accounts thereof.

**STATEMENT NO.5 GUARANTEES GIVEN BY GOVERNMENT FOR REPAYMENT OF LOANS ETC.,
RAISED BY STATUTORY CORPORATIONS, LOCAL BODIES AND OTHER INSTITUTIONS.**

Public or other body for which guarantee has been given and brief nature of the guarantee	Maximum amount guaranteed	Sums guaranteed-out standing on 31st March,2000
	<i>(In lakhs of rupees)</i>	
Sikkim Mining Corporation - Guarantee to the State Bank of Sikkim for the grant of advance (Overdraft) of the Corporation	..	10.00
State Bank of Sikkim Guarantee to Central Bank of India, for grant of overdraft	..	800.00
Sikkim Banaspati Limited. Guarantee to the State Bank of India for repayment of Loan	..	297.50
Sikkim State SC/ST/OBC/Development Corporation Ltd. Guaranteed for raising loan	..	1000.00
Sikkim Power Development Corporation Limited Guarantee for to the State Bank of Sikkim for raising loan by the Corporation	<u>50.00</u>	<u>50.00</u>
Total	<u>50.00</u>	<u>2157.50</u>

No law under Article 293 of the Constitution has been passed by the State Legislature laying down the limits within which Government may give guarantee on the security of the Consolidated fund of the State. No guarantee was invoked during the year.

STATEMENT NO . 6 CASH BALANCES AND INVESTMENT OF CASH BALANCES

		As on 1st April 1999	As on 31st March 2000
(In lakhs of rupees)			
(A)	General Cash Balances -		
(1)	Deposits with other Banks (Treasuries)	(-) 1751.88	6403.88
(2)	Deposits with Nationalised Bank	171.53	358.97
	Total	(-) 1580.35	6762.85
	Investments held in the "Cash Balances Investment Account"	(-) 21.38	(-) 1.00
	Total : (A)	(-) 1601.73	6761.85
(B)	Other Cash Balances and Investment-		
(1)	Cash with Departmental Officer, viz., Forest and Public Works Departments	326.24	217.90
(2)	Permanent Advances for Contingent Expenditure with Departmental Officer	37.03	37.06
(3)	Investment of earmarked funds	45.84	..
	Total : B	409.11	254.96
	Total : A and B	(-) 1192.62	7016.81

Explanatory Notes : -

1. Under an agreement made in the year 1968-69, the State Bank of Sikkim, has been vested with the responsibility of receiving money on behalf of Government making all Government payments and keeping custody of the balances of Government in Current Account as well as in Fixed Deposits that may be made through the branches of Bank. There is a balance of Rs.6403.88 lakhs with the State Bank of Sikkim on 31st March 2000, as per record of this office. But as per record of the State Bank of Sikkim, the Cash Balance amounting to Rs (Cr) 8247.64 lakhs, leaving behind an unreconciled balance of Rs. 1843.76 lakhs.

2. The Cash Balance represents the combined balances of Consolidated Fund, Contingency Fund and Public Account.

**STATEMENT No. 7 - SUMMARY OF BALANCES UNDER CONSOLIDATED FUND,
CONTINGENCY FUND AND PUBLIC ACCOUNT**

The following is a summary of Balances as on 31st March, 2000			
Debit balance	Sector of the General Account	Name of Account	Credit Balance
Rs			Rs.
		Consolidated Fund	
6,46,86,84,174	A to D and Part of H	Government Account	
	E	Public Debt	490,62,36,237
9,94,45,139	F	Loans and Advances	
	H	Contingency Fund	90,00,000
		Public Account	
	I	Small Savings, Provident Funds, etc.	1,85,72,14,578
	J	Reserve Funds (b) Reserve funds not bearing interest	
		Gross balance	19,73,22,867
		Investment	
	K	Deposits and Advances- (b) Deposits not bearing interest	6,29,69,556
19,00,520		(c) Advances	
	L	Suspense and Miscellaneous (b) Suspense	
5,22,98,533		(c) Other Accounts	
4,39,69,092	M	Remittances	30,98,39,550
67,62,85,330	N	Cash Balances (Closing)	
734,25,82,788		Total	734,25,82,788

Explanatory Notes :-

- The significance of the Term 'Government Account' is explained in Note 3 below :-

The Other headings in the summary take into account the balances under all account heads in Government books about which Government has a liability to repay the money received or has a claim to recover the amount paid and also heads of account opened in the books for adjustment of remittances transactions. It must be understood that these balances can not be regarded as a complete record of the Financial position of the Government of Sikkim as these do not take into account all the physical assets of the State, such as lands, buildings, communications, etc., nor any accrued dues or outstanding liabilities which are not brought to account under the cash basis of accounting followed by Government.


STATEMENT NO. 7 -Concl'd.

2. A summary of Receipts, Disbursements and Balances under Debt, Contingency Fund and Public Account is given in Statement No. 15

3. Government Account : Under the system of book-keeping followed in Government Accounts, the amounts booked under revenue, capital and other transactions of Government, the balances of which are not carried forward from year to year, are closed to a single head called 'Government Accounts'. The balances under this head represents the cumulative result of all such transactions so that after adding thereto the balances under Public Debt, loans and Advances, Reserve Funds, Deposits and Advances, Suspense and Miscellaneous, Remittances and Contingency Fund, the closing cash balance at the end of the year may be worked out and proved. The 'Government Account' for the year 1999-2000 given below will show how the net amount at the end of the year has been arrived at.

Debit Rs.	Details	Credit Rs.
5,54,39,14,444	A - Amount at the debit of Government Account on 1st April, 1999	
	B - Receipts Heads (Revenue Account)	15,11,83,10,623
15,09,97,21,992	C - Expenditure Head (Revenue Account)	
94,33,58,361	D - Expenditure Head (Capital Account)	
	E - Amount at the Debit of Government Account on 31 March 2000	6,46,86,84,174
<u>2158,69,94,797</u>	Total	<u>2158,69,94,797</u>

PART - II
DETAILED ACCOUNTS AND OTHER STATEMENTS
A- REVENUE EXPENDITURE



**STATEMENT NO.8 - STATEMENT OF REVENUE AND EXPENDITURE UNDER DIFFERENT HEADS
FOR THE YEAR 1999-2000 EXPRESSED AS A PERCENTAGE OF TOTAL REVENUE/EXPENDITURE**

Heads-Revenue	Amount	Percenate of total Revenue	Percenate of total Expenditure	Heads-Expenditure	Amount	Percenate of total Revenue	Percentage of total Expenditure
1	2	3	4	5	6	7	8
	(In lakhs of rupees)				(In lakhs of rupees)		
REVENUE:-				EXPENDIURE			
A. Tax Revenue-				A. General Services- Fiscal Services			
(i) Taxes on Income and Expenditure- Taxes on Income other than Corporation Tax	1784.38	1.18	1.18	(i) Collection of Taxes on Income and Expenditure	38.82	0.03	0.03
(ii) Taxes on Property and Capital Transcations-				(ii) Collection of Taxes on Property and Capital Transcations-			
Land Revenue	53.72	0.04	0.04	Land Revenue	212.18	0.14	0.14
Statmps and Registration Fees	61.71	0.04	0.04	Statmps and Registration Fees	2.50	(a)	(b)
(iii) Taxes on Commodities and Services				(iii) Collection of Taxes on Commodities and Services			
State Excise	1339.40	0.89	0.89	State Excise	119.81	0.08	0.08
Sales Tax	1363.75	0.90	0.90	Sales Tax	58.17	0.04	0.04
Taxes on Vehicles	169.04	0.11	0.11	Taxes on Vehicles	27.05	0.02	0.02
Other Taxes and Duties on Commodities and Services	135.04	0.09	0.09	Other Taxes and Duties on Commodities and Services	26.50	0.01	0.01
Total-(A) Tax Revenue	<u>4907.04</u>	<u>3.25</u>	<u>3.25</u>	Total-Fiscal Services	<u>485.03</u>	<u>0.32</u>	<u>0.32</u>
B-Non-Tax Revenue							
(i) Interest Receipts	51.33	0.03	0.03	Interest Payments and Servicing of Debts	7212.12	4.78	4.78

STATEMENT NO.8 Concl'd.

Heads-Revenue	Amount	Percentage of total Revenue	Percentage of total Expenditure	Heads-Expenditure	Amount	Percentage of total Revenue	Percentage of total Expenditure
1	2	3	4	5	6	7	8
	(In lakhs of rupees)				(In lakhs of rupees)		
Dividends and Profits	72.39	0.05	0.05	Organs of State	1079.89	0.71	0.71
(ii) General Services	<u>101179.37</u>	<u>66.93</u>	<u>67.01</u>	Administrative Service	6075.61	4.02	4.02
				Pension and Miscellaneous General Services	<u>99534.14</u>	<u>65.84</u>	<u>65.92</u>
				Total A-General Services	<u>114386.79</u>	<u>75.66</u>	<u>75.75</u>
(iii) Social Services	<u>82.32</u>	<u>0.05</u>	<u>0.05</u>	B. Social Services	<u>19626.71</u>	<u>12.98</u>	<u>13.00</u>
(iv) Economic Services-General Economic Services	3.08	(a)	(b)	C Economic Services-General Economic Services	3179.94	2.10	2.10
Agriculture and Allied Activities	763.48	0.51	0.51	Agriculture and Allied Activities	5421.88	3.59	3.59
Water and Power Development	841.87	0.56	0.56	Water and Power Development	4239.12	2.80	2.81
Industry and Minerals	51.39	0.03	0.03	Industry and Minerals	646.56	0.43	0.43
Transport and Communications	<u>1229.55</u>	<u>0.81</u>	<u>0.81</u>	Transport and Communications	<u>3496.22</u>	<u>2.31</u>	<u>2.32</u>
Total (iv)-Economic Services	<u>2889.37</u>	<u>1.91</u>	<u>1.91</u>	Total - Economic Services	<u>16983.72</u>	<u>11.23</u>	<u>11.25</u>
Total (B) Non-Tax Revenue	<u>104274.78</u>	<u>68.97</u>	<u>69.05</u>				
C Grants-in-aid and Contributions	<u>42001.29</u>	<u>27.78</u>	<u>27.82</u>				
Grand Total Revenue	<u>151183.11</u>	<u>100.00</u>	<u>100.12</u>	Grand Total Expenditure	<u>150997.22</u>	<u>99.87</u>	<u>100.00</u>

(a) Small Percentage

(b) Small Percentage

**STATEMENT NO.9 - STATEMENT SHOWING THE DISTRIBUTION
BETWEEN CHARGED AND VOTED EXPENDITURE**

(Figures representing *charged* expenditure are shown in italics)

(Actuals for 1999-2000)

	<i>Charged Rs.</i>	Voted Rs.	Total Rs.
Expenditure Heads (Revenue Account)	<i>75,00,63,099</i>	1434,96,58,893	1509,97,21,992
Expenditure Heads (Capital Account)	94,33,58,361	94,33,58,361
Public Debt ..	<i>14,02,15,447</i>	..	14,02,15,447
Loans and Advances	1,13,73,517	1,13,73,517
Total	<i>89,02,78,546</i>	1530,43,90,771	1619,46,69,317

STATEMENT NO. 10. DETAILED ACCOUNT OF REVENUE BY MINOR HEADS

Heads		Actuals for 1999-2000
		Rs.
Receipts Heads		
(Revenue Account)		
A. Tax Revenue -		
(a)	Taxes on Income and Expenditure	
0021	Taxes on Income Other than Corporation Tax	
104	Taxes on Income levied under State Laws (Sikkim)	17,90,00,471
	Deduct Refund	(-)5,62,932
	0021 Total	<u>17,84,37,539</u>
	Total - A(a) - Taxes on Income and Expenditure	<u>17,84,37,539</u>
(b)	Taxes on Property and Capital Transaction	
0029	Land Revenue	
101	Land Revenue/Tax	23,37,971
800	Other Receipts	30,34,340
	0029 Total	<u>53,72,311</u>
0030	Stamps and Registration Fees	
01	Stamp - Judicial	
102	Sale of Stamps	20,80,258
	Total 01	<u>20,80,258</u>
02	Stamps Non - Judicial	
102	Sale of Stamps (F.D)	4,31,100
	Total 02	<u>4,31,100</u>
03	Registration Fees	
104	Fees for Registering documents	20,49,212
800	Other Receipts	16,13,674
	Deduct Refund	(-)3,765
	Total 03	<u>36,59,121</u>
	Total 01,02 and 03	<u>61,70,479</u>
	Total - A(b) - Taxes on Property and Capital Transactions	<u>1,15,42,790</u>
(c)	Taxes on Commodities and Services	
0039	State Excise	
101	Country Spirits	15,13,074
102	Country Fermented Liquors	67,59,892
105	Foreign Liquors and Spirits	8,96,72,061
107	Medical & Toilet Preparations containing Alcohol, Opium etc.,	12,87,514
108	Opium, Hemp and Other Drugs	4,85,200
150	Fines and Confiscations	1,01,28,974
800	Other Receipts	
(i)	Foreign Liquors Retail Licence Fee	
(ii)	Foreign Liquor Bar Licence Fee	1,00,53,726
(iii)	Country Liquor Fee	1,38,589
(iv)	Misc. Receipts	53,15,771
(v)	Export Pass Fees	85,85,277
	0039 Total	<u>13,39,40,078</u>

STATEMENT No 10 - Contd.

Heads	Actuals for 1999-2000
	Rs.
Receipts Heads	
(Revenue Account)	
A. Tax Revenue -Concl'd.	
B. Non-Tax Revenue.	
0040 Sales Tax	
101 Receipts Under Central Sales Tax Act	35,41,814
102 Receipts Under State Sales Tax Act	13,28,33,353
0040 Total	<u>13,63,75,167</u>
0041 Taxes on Vehicles	
102 Receipts under the State Motor Vehicles Taxation Acts	1,69,03,968
0041 Total	<u>1,69,03,968</u>
0045 Other Taxes and Duties on Commodities and Services	
101 Entertainment Tax (UD)	31,89,852
800 Other Receipts	
(iii) Trade Licence Fee (UD)	43,08,331
(iv) Bazar Contract Fee (UD)	28,13,864
(v) Other Misc., Receipts (UD)	31,95,759
Deduct Refund	(-)3,500
0045 Total	<u>1,35,04,306</u>
Total - A(c) - Taxes on Commodities and Services	<u>30,07,23,519</u>
Total - A - Tax Revenue	<u>49,07,03,848</u>
B. Non-Tax Revenue.	
(b) Interest Receipts, Dividends and Profits	
0049 Interest Receipts	
04 Interest Receipts of State/Union Territory Governments	
110 Interest realised on Investment of Cash Balances	20,38,072
195 Interest from Co-operative Societies	6,27,482
800 Other Receipts	24,67,267
0049 Total	<u>51,32,821</u>
0050 Dividends and Profits	
101 Dividends from Public Undertakings	72,39,326
0050 Total	<u>72,39,326</u>
Total - B(b) - Interest Receipts, Dividends and Profits	<u>1,23,72,147</u>
(c) Other Non - Tax Revenue	
(i) General Services	
0051 Public Service Commission	
105 State Public Service Commission Examination Fees	14,114
0051 Total	<u>14,114</u>
0055 Police	
104 Receipts under Arms Acts	
(i) Collection by District Authorities	4,74,141
800 Other Receipts	
(i) Misc. Receipts	11,20,958
(ii) Re-imbursement of Expenditure on Police Checkpost	2,67,58,608
(iii) Reimbursement of NCRB Schemes	15,285
0055 Total	<u>2,83,68,992</u>

STATEMENT No 10 - Contd.

Heads		Actuals for 1999-2000
		Rs.
Receipts Heads		
(Revenue Account)		
B. Non-Tax Revenue. Contd.		
0058	Stationery and Printing	
200	Other Press Receipt	93,54,120
800	Other Receipt	
*(i)	Adjustment of transaction under Depreciation Fund which has been actually withdrawn during 1980-92	2,30,212
	0058 Total	<u>95,84,332</u>
0059	Public Works	
80	General	
102	Hire Charges of Machinery and Equipment	15,79,103
800	Other Receipts	
(i)	Roads & Bridges	20,64,823
(ii)	Public Works (Buildings)	8,69,191
	Deduct Refunds	(-29,931)
	0059 Total	<u>44,83,186</u>
0070	Other Administrative Services	
01	Administration of Justice	
501	Services and Service Fees	30,86,871
	Total - 01	<u>30,86,871</u>
02	Elections	
101	Sale Proceeds of election forms and documents	1,42,842
800	Other Receipts	
(i)	Re-imbusement of Election Expenditure from Election Commission of India.	63,29,000
	Total - 02	<u>64,71,842</u>
60	Other Services	
106	Civil Defence	12,38,459
114	Receipts from Motor Garages etc., (Home)	5,18,799
115	Receipts from Guest Houses, Government Hostels, etc.,	12,07,087
800	Other Receipts	21,32,762
	Total - 60	<u>50,97,107</u>
	Total - Deduct - Refunds	(-1,51,424)
	0070 Total	<u>1,45,04,396</u>
0071	Contributions and Recoveries towards Pension and Other Retirement Benefits	
01	Civil	
101	Subscription and Contribution	1,19,602
800	Other Receipts	40
	0071 Total	<u>1,19,642</u>
0075	Miscellaneous General Services	
103	State Lotteries	1005,86,57,679
800	Other Receipts	
(i)	Adjustment on Account of write-off amount in terms of recommendation of 10th Finance Commission	22,03,365
	0075 Total	<u>1006,08,61,044</u>
	Total - B - (c)(i) - General Services	<u>1011,79,35,706</u>

* For further details see statement No. 15.

STATEMENT No 10 - Contd.

Heads		Actuals for 1999-2000
		Rs.
Receipts Heads		
(Revenue Account)		
B. Non-Tax Revenue. Contd.		
(ii)	Social Services	
0202	Education, Sports, Art and Culture	
01	General Education	
101	Elementary Education	
(ii)	Transfer Certificate Fees	41,756
(iii)	Other Receipts	2,94,587
102	Secondary Education	
(i)	Tuition and Other Fees	94,506
(ii)	Text Books Receipts	2,48,788
(iv)	Other Fees	4,73,558
	Total 01	<u>11,53,195</u>
03	Sports and Youth Services	
800	Other Receipts	49,432
	Total 03	<u>49,432</u>
04	Art and Culture	
800	Other Receipts	4,280
	Total 04	<u>4,280</u>
	Total 0202	<u>12,06,907</u>
0210	Medical and Public Health	
01	Urban Health Services	
020	Receipts from Patients for hospital and dispensary services	
800	Other Receipts	9,09,488
	Total 01	<u>9,09,488</u>
04	Public Health	
104	Fees, Fines etc.	
(i)	Receipts under Prevention of Food Adulterations Act	4,98,785
	Total - 04	<u>4,98,785</u>
	0210 Total	<u>14,08,273</u>
0215	Water Supply and Sanitation	
01	Water Supply	
103	Receipts from Urban Water Supply Schemes	23,17,730
800	Other Receipts	2,24,202
	Total 01	<u>25,41,932</u>
02	Sewerage and Sanitation	
103	Receipt from Sewerage Schemes	1,97,924
	Total - 02	<u>1,97,924</u>
	0215 Total	<u>27,39,856</u>
0216	Housing	
01	Government Residential Building	
106	General Pool Accommodation	
(2)	Licence Fee/ Rent	17,06,995
	0216 Total	<u>17,06,995</u>

STATEMENT No 10 - Contd.

Heads		Actuals for 1999-2000
Receipts Heads		Rs.
(Revenue Account)		
B. Non-Tax Revenue. Contd.		
0220	Information and Publicity	
60	Others	
106	Receipts from Advertising and Visual Publicity	32,949
800	Other Receipts	7,42,938
	0220 Total	<u>7,75,887</u>
0230	Labour and Employment	
102	Fees for registration of Trade Unions	2,97,419
	0230 Total	<u>2,97,419</u>
0235	Social Security and Welfare	
60	Other Social Security and Welfare Programmes	
800	Other Receipts	
(i)	Sale Proceeds from Sheltered Workshop, Jorethang	9,960
(ii)	Rent from Working Womens Hostel, Gangtok	87,063
	0235 Total	<u>97,023</u>
	Total - B(c) (ii) - Social Services	<u>82,32,360</u>
(iii)	Economic Services	
0401	Crop Husbandry	
104	Receipts from Agricultural Farms	11,90,149
105	Sale of Manures and Fertilisers	1,72,204
800	Other Receipts	6,66,197
	0401 Total	<u>20,28,550</u>
0403	Animal Husbandry	
102	Receipts from Cattle and Buffalo Development	2,61,275
103	Receipts from Poultry Development	2,36,986
104	Receipts from Sheeps and Wool Development	96,077
105	Receipts from Piggery Development	2,24,374
800	Other Receipts	7,35,489
	0403 Total	<u>15,54,201</u>
0405	Fisheries	
103	Sale of Fish, Fish Seeds etc.	81,660
	0405 Total	<u>81,660</u>
0406	Forestry and Wild Life	
01	Forestry	
101	Sale of Timber and Other Forest Produce	24,98,070
800	Other Receipts	4,64,71,116
	0406 Total	<u>4,89,69,186</u>
0407	Plantations	
01	Tea	
800	Other Receipts	2,35,00,001
	0407 Total	<u>2,35,00,001</u>

STATEMENT No 10 - Contd.

Heads		Actuals for 1999-2000
Receipts Heads		Rs.
(Revenue Account)		
B. Non-Tax Revenue. Contd.		
0408	Food Storage and Warehousing	
101	Food	
	0408 Total	<u> </u>
0425	Co-operation	
800	Other Receipts	2,14,160
	0425 Total	<u>2,14,160</u>
0515	Other Rural Development Programmes	
800	Other Receipts	5,27,044
	0515 Total	<u>5,27,044</u>
0702	Minor Irrigation	
80	General	
800	Other Receipts	1,91,032
	0702 Total	<u>1,91,032</u>
0801	Power	
01	Hydel Generation	
800	Other Receipts	
(i)	Sale of Power	8,33,03,655
	0801 Total	<u>8,33,03,655</u>
0810	Non-Conventional Sources of Energy	
103	Wind Mapping Project in Sikkim	1,65,263
	0810 Total	<u>1,65,263</u>
0851	Village and Small Industries	
101	Industrial Estates	5,066
102	Small Scale Industries	
(i)	G.I.C.I. Sale Proceeds	48,27,272
(ii)	Collection of Statistics (To be received by GOI)	23,119
800	Other Receipts	29,733
	0851 Total	<u>48,85,190</u>
0853	Non-Ferrous Mining & Metallurgical Industries	
800	Other Receipts	2,54,205
	0853 Total	<u>2,54,205</u>
1054	Roads and Bridges	
101	National Highway Permanent Bridge	525
	1054 Total	<u>525</u>

STATEMENT No 10 - Contd.

Heads	Actuals for 1999-2000
	Rs.
Receipts Heads	
(Revenue Account)	
B. Non-Tax Revenue. Concl'd.	
C. Grants -in-aid and Contribution Contd.	
1055 Road Transport	
201 Sikkim Nationalised Transport	
(a) Freight	5,12,22,687
(b) Passenger Fare	1,65,85,139
(iii) Sale of P.O.L.	4,17,37,981
(iv) Other Misc. items	7,25,595
800 Other Receipts	
* (i) Adjustment of transactions under Depreciation fund which had been actually withdrawn during 1980-92	86,43,854
1055 Total	<u>11,89,15,256</u>
1452 Tourism	
103 Receipts from Tourist Transport	
105 Rent and Catering Receipts	23,62,885
800 Other Receipts	16,76,339
1452 Total	<u>40,39,224</u>
1475 Other General Economic Services	
106 Fees for stamping weights and measures	3,08,044
1475 Total	<u>3,08,044</u>
Total - B(c) (iii) - Economic Services	<u>28,89,37,195</u>
Total - B(c) - Other Non - Tax Revenue	<u>1041,51,05,261</u>
Total - B - Non - Tax Revenue	<u>1042,74,77,408</u>
C Grants-in-aid and Contributions	
1601 Grants-in-aid from Central Government	
01 Non-Plan Grants	
101 Grants under the Constitution (Distribution of Revenue order)	
(3) Grants to meet non-plan Revenue Deficit	
102 Grants in lieu of Railway Passenger Fares	8,00,000
109 Grants towards contribution of Calamity Relief Fund	10,73,00,000
800 Other Grants	
(iii) Grants for Special Problem recommended by 10th Finance Commission	3,86,12,000
(iv) Grants for local bodies recommended by 10th Finance Commission	1,46,50,000
Total - 01	<u>16,13,62,000</u>
02 Grants for State/Union Territory Plan Schemes	
101 Block Grants	268,54,80,032
Total - 02	<u>268,54,80,032</u>
03 Grants for Central Plan Schemes	
104 Grants under Proviso to Article 275 (1) of the Constitution	
(1) Special Central Assistance for Schedule Caste Component Plan	22,37,000
(2) Special Central Assistance for Tribal Sub - Plan	54,14,000
Total - 03	<u>76,51,000</u>

* For further details see Statement No. 15.

STATEMENT No 10 - Contd.

Heads		Actuals for 1999-2000
		Rs.
Receipts Heads		
(Revenue Account)		
C. Grants -in-aid and Contribution Contd.		
04	Grants for Centrally Sponsored Plan Schemes	
800	Other Grants	
II	Jails	
02	Modernisation of Prison Administration	34,44,500
	Total II	<u>34,44,500</u>
III	Administration of Justice	
01	Office Complex for Judicial Administration	39,00,000
	Total III	<u>39,00,000</u>
IV.	Education	
	Elementary Education	
A.	Teachers Training	
(02)	Schemes Financed by NCERT	1,00,000
(05)	Setting up of District Institute of Education and Training	1,95,65,062
G.	Sanskrit Education	11,83,100
	Total IV	<u>2,08,48,162</u>
V.	Sports and Youth	
A.	Youth Welfare Programme for Students	
(01)	National Service Scheme programme	1,80,680
B	Sports and Games	
(07)	Games and Sports Development Activities Financed by Sai	4,10,500
(D)	Other Receipts	
(10)	Development of Play Ground	27,606
	Total V	<u>6,18,786</u>
VI.	Medical & Public Health	
	Urban Health Services-Allopathy	
B.	Prevention and Control of Diseases	
(03)	National Leprosy Control Programmes	33,00,000
(04)	National Tuberculosis Control Programme	1,78,000
(05)	Prevention and Control of Blindness	7,52,000
(06)	Iodine Deficiency Disease Control Programme	2,96,496
	Total VI	<u>45,26,496</u>
VII.	Family Welfare	4,50,03,000
	Total VII	<u>4,50,03,000</u>
VIII.	Water Supply and Sanitation	
	Water Supply	
A.	Rural Water Supply Programme	
(01)	Accelerated Rural Water Supply Programme	7,05,57,000
B.	Sanitation Services	
(04)	Central Rural Sanitation Programme	21,45,000
	Total VIII	<u>7,27,02,000</u>

STATEMENT No 10 - Contd.

Heads		Actuals for 1999-2000
		Rs.
Receipts Heads		
(Revenue Account)		
C. Grants -in-aid and Contribution Contd.		
IX.	Urban Development & Housing Department	
B	Construction of Integrated Development of Small and Medium Town	
03	Swarna Jayanti Sahari Rojgar Yozana	51,49,000
	Total IX	<u>51,49,000</u>
X	Welfare of Schedule Caste/Tribe and other Backward Classes	
A.	General other receipts	
02	Machinery for implementation of PCR Act 1955 of the SCS & STS (POA) Act 1989	1,25,000
	Total X	<u>1,25,000</u>
XI.	Social Security and Welfare	
B.	Child Welfare	
(01)	ICDS Programme	3,21,68,000
C.	Correctional Service	
(04)	Juvenile Social Maladjustments	6,85,328
	Total XI	<u>3,28,53,328</u>
XII.	Crop Husbandry	
A.	Seeds	
(02)	Integrated Seed Development for not easily accessible arrears	15,00,000
D.	Commercial Crops	
(07)	Integrated Programme for the development of Spices	72,53,000
(08)	Central Sector Scheme on Root and Tuber Crops	55,000
E.	Extension and Farmers Training	
(10)	Strengthening of Agricultural Extension	12,13,886
G.	Agricultural Economic and Statistics	
(11)	Agriculture Census Programme	8,25,000
H.	Development of Pulses	8,00,000
I.	Development of Oil Seeds	70,00,000
K.	Horticulture and Vegetable Crops	
(13)	Integrated Development of Fruits	55,22,000
(14)	Central Sector Scheme on Commercial Floriculture	
(15)	Integrated Development of Arid Zone Fruits	
(16)	Assistance from National Horticultural Board	2,09,414
L.	Other Receipts	
(18)	National Water Shed Development Programme for Rain fed Agriculture	72,50,000
(20)	Plastic on Horticulture	47,32,000
	Total XII	<u>3,63,60,300</u>
XIV.	Animal Husbandry	
C	Poultry Development	
10.	Establishment of Backy and Poultry Production Unit	45,00,000
F.	Fodder and Feed Development	
15	Fodder Seed Farms	11,06,000
I	Administrative Investigation and Statistic	
19	Undertaking Sample Survey for estimation of Production of Milk	25,000
	Total XIV	<u>56,31,000</u>

STATEMENT No 10 - Contd.

Heads		Actuals for 1999-2000
		Rs.
Receipts Heads		
(Revenue Account)		
C. Grants -in-aid and Contribution Contd.		
XV.	Dairy Development	
A	Assistance to Co-operatives and other Bodies	
(01)	North Dairy Project	1,04,23,000
	Total XV	1,04,23,000
XVI	Fisheries	
A.	Inland Fisheries	
(01)	Fisheries Farmers Development Agency	3,50,000
	Total XVI	3,50,000
XVII	Forestry and Wild Life	
	Forestry	
A.	Research	
05.	Seed Development Scheme	3,69,000
B.	Social and Farm Forestry	
(06)	Fuel Wood Plantation	51,39,000
C.	Forest Produce	
(07)	Plantation of Medicinal Plants & Herbs Environment Forestry and Wild Life	1,00,31,000
D.	Wildlife Preservation	
(08)	Kanchenjunga National Park	12,00,000
(09)	Development of Moinam Sanctuaries	4,00,000
(10)	Development of Fambong Lho Sanctuaries	13,85,000
(11)	Development of Singba Rhododendron Sanctuary	17,00,000
(12)	Development of Kyongsla Alpine Sanctuary	8,00,000
E.	National Waste Land Development Programme	
(16)	Rangpo Chu Water Shed	76,37,000
(21)	Mini Micro Watershed at South District	9,35,000
(22)	Naga Kazor Watershed	6,96,000
(26)	Rongnichu Water Shed	57,65,000
(34)	Dzongu Chu Water Shed	73,50,000
F	Integrated Afforestation of Eco – Development Project	
(37)	Kanchanjunga Biosphere Resource	2,10,000
	Total XVII	4,36,17,000
XVIII.	Other Agricultural Programme	
(01)	Minikit Programme of Rice	15,64,395
(02)	I.C.D.P. Coarse Cereals	6,67,000
(03)	Maize, Millet Wheat etc.	5,29,000
(04)	Accelerated Maize Development under Technology Mission	5,00,000
	Total XVIII	32,60,395
XXI	Rural Development	
	Intergrated Rural Energy Planning Programme	
01.	Development of Block Level IREP	
(1)	IRE Planning Cell	3,80,000
	Total XXI	3,80,000

STATEMENT No 10 - Contd.

Heads		Actuals for 1999-2000
		Rs.
Receipts Heads		
(Revenue Account)		
C. Grants -in-aid and Contribution Contd.		
XXIII.	Power (Hydel Generation)	
(01)	Rabenchu Hydel Project	1,12,50,000
(02)	Subsidy Share of NRSE	2,65,411
(03)	National Programme for Bio-Gas Development	24,53,695
(04)	Kutir Jyoti Programme	15,00,000
(05)	Rongnichu Water Shed	1,14,00,000
(06)	Modernisation Jali Power House	1,26,00,000
(07)	Solar Photorolfair Programme	10,07,750
	Total XXIII	<u>4,04,76,856</u>
XXVI	Other Scientific Research	
(C)	Other Schemes	
03.	Prevention and Control of Pollution Strengthening of Air and Water Pollution	3,00,000
(D)	Environmental Education/Training/Extension	
(04)	National Environment Awareness Campaign	5,27,000
	Total XXVI	<u>8,27,000</u>
XXVII.	Census Survey and Statistics	
A.	Vital Statistics	
03.	Conduct and Economic Census	8,14,456
	Total XXVII	<u>8,14,456</u>
XXVIII	Tourism	
	Tourist Infrastructure	
A	Tourist Accommodation	
01.	Yatri Niwas	12,00,000
B.	Promotion and Publicity	
06.	Equipment	7,50,000
07.	Tourist Fair and Festival	3,35,000
08.	Wayside Amenities	55,03,000
09	Publicity	4,00,000
10.	Refurbishment of Monastery	31,65,000
	Total XXVIII	<u>1,13,53,000</u>
XXIX	Land Revenue	
A.	Land Records	
01.	Agrarian Studies and Computerisation of Land Records	12,80,000
03.	Cadastral Survey	55,10,000
	Total XXIX	<u>67,90,000</u>
900	Deduct Refund	(-)2,76,250
XXXII	Accounts and Administrative Training Institute	
01	Scheme Financed by Department of Personal GOI	5,26,000
	Total XXXII	<u>5,26,000</u>

STATEMENT No 10 - Concl'd.

Heads		Actuals for 1999-2000
Receipts Heads		Rs.
(Revenue Account)		
C. Grants -in-aid and Contribution Concl'd.		
XXXIII	Rationalisation	
01	Rationalisation of Minor Irrigation Statistics	5,33,306
	Total XXXIII	<u>5,33,306</u>
	Total 04	<u>35,02,36,335</u>
	Total 1601	<u>3,20,47,29,367</u> *
1603	States' Share of Union Excise Duties	
101	States Share of Basic Union Excise Duties	1,03,97,00,000
103	States Share of Additional Excise Duties in lieu of Sales Tax	1,57,00,000
900	Deduct Refund	(-) 6,00,00,000
	1603 Total	<u>99,54,00,000</u> **
Total - C - Grants - in - Aid and Contribution		4,20,01,29,367
Grand Total-Receipt Heads (Revenue Account) (A+B+C)		<u>1511,83,10,623</u>

* (i) Rs. 32047.29 lakhs does not include Rs. 3573.08 lakhs being Grants-in-Aid received from Government of India during the year 1999-2000 as the same was not credited in accounts during 1999-2000 by Government of Sikkim.

(ii) Rs. 32047.29 lakhs also include Rs 3509.01 lakhs of the previous years being Grants-in-Aid contribution from Government of India but not accounted for on that financial year.

(iii) Rs.32047.29 lakhs also includes Rs.188.38 lakhs being the value of materials received in kind in the form of Grants in Aid from Government of India (Block Grant).

(iv) Due to non receipt of expenditure statement from Director General of Border Roads Authority during the year 1999-2000 accounting adjustment both by debiting the expenditure head 3054 – Roads and Bridges and Major Head 5054 Capital outlay on Roads and Bridges and Contra Credit in the Major Head 1601 – Grants in aid from Central Government could not be made. Details can be seen in Appropriation Accounts for 1999-2000. Hence, the amount shown under Major Head 1601 – Grants-in-aid from Central Government does not include the portion relating to expenditure under Director General of Border Roads Authority in the State of Sikkim during the year 1999-2000.

** (i) Rs. 9954.00 lakhs does not include Rs. 17.00 lakhs being the Share of Union Excise duties received form Government of India during the year 1999-2000 as the same was not credited into Government Accounts during 1999-2000 by Government of Sikkim.

(ii) Rs. 9954.00 lakhs also includes Rs. 86.00 lakhs of the previous year i.e., 1998-99 being the share of Union Excise Duties received from Government of India but not accounted for on the financial year.

(iii) Refund of State's share of Income tax for the year 1996-97 at source has been shown as deduct refund.

STATEMENT NO.11 - DETAILED ACCOUNTS OF EXPENDITURE BY MINOR HEADS

Heads (1)	(Figures in <i>italics</i> represents charged expenditure)		
	Actuals for 1999-2000		
	Non-Plan (2) Rs.	Plan (3) Rs.	Total (4) Rs.
Expenditure Heads(Revenue Account)			
A. General Services			
(a) Organs of State			
2011 Parliament/State/Union Territory Legislatures			
02 State/Union Territory Legislatures			
101 Legislative Assembly	<i>6,41,489</i>		
103 Legislative Secretariat	16,79,794	-	23,21,283
104 Legislator's Hostel	1,47,92,021	-	1,47,92,021
	<u>17,00,031</u>	-	<u>17,00,031</u>
	<i>6,41,489</i>		
Total	<u>1,81,71,846</u>	-	<u>1,88,13,335</u>
2012 President, Vice President/ Governor, Administrator of Union Territories			
03 Governor/Administrator of Union Territories			
090 Secretariat	<i>34,10,286</i>	-	34,10,286
101 Emoluments and Allowances of Governor/ Administrator of Union Territories	<i>4,32,000</i>	-	4,32,000
102 Discretionary Grant	<i>1,91,575</i>	-	1,91,575
103 Household Establishment -	<i>23,82,474</i>	-	23,82,474
104 Sumptuary Allowances	<i>3,74,568</i>	-	3,74,568
105 Medical Facilities	<i>3,11,518</i>	-	3,11,518
107 Expenditure from Contract Allowances	<i>7,53,414</i>	-	7,53,414
108 Tour Expenses	<i>14,05,655</i>	-	14,05,655
	<u>92,61,490</u>	-	<u>92,61,490</u>
Total			
2013 Council of Ministers			
101 Salary of Ministers and Deputy Ministers	17,64,888	-	17,64,888
102 Sumptuary and other Allowances	8,22,514	-	8,22,514
104 Entertainment and Hospitality Expenses	37,63,223	-	37,63,223
105 Discretionary Grant by Ministers	18,86,338	-	18,86,338
106 Cabinet Secretariat	1,35,16,546	-	1,35,16,546
108 Tour Expenses	13,03,371	-	13,03,371
800 Other Expenditure	<i>43,74,025</i>	-	43,74,025
	<u>2,74,30,905</u>	-	<u>2,74,30,905</u>
Total:			
2014 Administration of Justice			
102 High Courts	<i>1,43,57,960</i>	-	1,43,57,960
105 Civil and Session Courts	1,35,48,555	-	1,35,48,555
114 Legal Advisers and Counsels	<i>64,71,849</i>	-	64,71,849
	<u>1,43,57,960</u>		
Total:	<u>2,00,20,404</u>	-	<u>3,43,78,364</u>
2015 Elections			
101 Election Commission	13,53,234	-	13,53,234
102 Electoral Officers	<i>39,54,215</i>	-	39,54,215

STATEMENT NO.11 Contd.

		(Figures in <i>italics</i> represents charged expenditure)		
		Actuals for 1999-2000		
Heads		Non-Plan	Plan	Total
(1)		(2)	(3)	(4)
		Rs.	Rs.	Rs.
103	Preparation and Printing of Electoral Rolls	11,46,247	-	11,46,247
104	Charges for conduct of elections for Lok Sabha & State/UT Legislative Assembly when help Simultaneously	20,91,808		20,91,808
105	Charges for conduct of elections to Parliament	8,220	-	8,220
106	Charges for Conduct of elections to State/UT legislature	95,57,525		95,57,525
911	Deduct Refund	(-) 6,343	-	(-) 6,343
	Total:	1,81,04,906	-	1,81,04,906
		2,42,60,939		
	Total : A (a) - Organs of State	8,37,28,061	-	10,79,89,000
(b)	Fiscal Services			
(i)	Collection of Taxes on Income and Expenditure			
2020	Collection of Taxes on Income and Expenditure			
101	Collection Charges - Income Tax (Under State Law)	38,82,175	-	38,82,175
	Total:	38,82,175	-	38,82,175
	Total :(i) Collection of Taxes on Income and Expenditures	38,82,175	-	38,82,175
	(ii) Collection of Taxes on Property and Capital Transaction			
2029	Land Revenue			
102	Survey and Settlement Operations Strengthening of Administration for Land Reforms	2,09,17,946	2,99,700	2,12,17,646
	Total:	2,09,17,946	2,99,700	2,12,17,646
	Total - A (b) (ii) - Collection of Taxes on Property and Capital Transaction	2,09,17,946	2,99,700	2,12,17,646
A	(b) (iii) Collection of Taxes on Commodities and Services			
2030	Stamps and Registration			
01	Stamps Judicial	1,50,000	-	1,50,000
02	Stamps Non-Judicial	1,00,000	-	1,00,000
	Total:	2,50,000	-	2,50,000
2039	State Excise			
001	Direction and Administration	1,07,81,527	-	1,07,81,527
800	Other Expenditure	11,99,740	-	11,99,740
	Total:	1,19,81,267	-	1,19,81,267
2040	Sales Tax			
101	Collection Charges	58,16,717	-	58,16,717
	Total	58,16,717	-	58,16,717
2041	Taxes on Vehicles			
101	Collection Charge	27,04,914	-	27,04,914
	Total	27,04,914	-	27,04,914

STATEMENT NO.11 Contd.

Heads (1)	(Figures in <i>italics</i> represents charged expenditure) Actuals for 1999-2000		
	Non-Plan (2) Rs.	Plan (3) Rs.	Total (4) Rs.
2045 Other Taxes and Duties on Commodities and Services			
101 Collection Charges - Entertainment Tax	4,91,039	-	4,91,039
200 Collection Charges - Other Taxes and Duties	21,58,956	-	21,58,956
Total:	26,49,995	-	26,49,995
Total: A - (b) (iii) - Collection of Taxes on Commodities and Services	2,34,02,893	-	2,34,02,893
Total: A - (b) - Fiscal Services	4,82,03,014	2,99,700	4,85,02,714
(c) Interest Payment and Servicing of Debt			
2048 Appropriation for reduction or Avoidance of Debt			
101 Sinking Funds	4,19,73,000	-	4,19,73,000
Total:	4,19,73,000	-	4,19,73,000
2049 Interest Payments			
01 Interest on Internal Debt			
101 Interest on Market Loan	18,95,76,348	-	18,95,76,348
200 Interest on Other Internal Debts	5,06,29,779	-	5,06,29,779
Total - 01	24,02,06,127	-	24,02,06,127
03 Interest on Small Savings, Provident Funds etc.			
104 Interest on State Provident Funds	19,99,89,975	-	19,99,89,975
108 Interest on Insurance and Pension Funds	55,65,105	-	55,65,105
Total - 03	20,55,55,080	-	20,55,55,080
04 Interest on Loans and Advances from Central Government			
101 Interest on Loans for State Plan Scheme	15,67,11,418	-	15,67,11,418
103 Interest on Loans for Centrally Sponsored Plan Schemes	85,29,152	-	85,29,152
104 Interest on Loans for Non-Plan Schemes	5,45,42,930	-	5,45,42,930
107 Interest on Pre-1984-85 Loans	55,56,551	-	55,56,551
108 Interest on 1984-89 State Plan Loans consolidated in terms of recommendation of 9 th Finance Commission	81,37,516	-	81,37,516
Total - 04	23,34,77,567	-	23,34,77,567
Total 01, 03 and 04	67,92,38,774	-	67,92,38,774
Total - A (c) Interest Payment and Servicing of Debt	72,12,11,774	-	72,12,11,774
(d) Administrative Services			
2051 Public Service Commission			
102 State Public Service Commission	35,05,037	-	35,05,037
Total:	35,05,037	-	35,05,037
2052 Secretariat General Services			
090 Secretariat	5,57,14,625	-	5,57,14,625
Total:	5,57,14,625	-	5,57,14,625

STATEMENT NO.11 Contd.

		(Figures in <i>italics</i> represents charged expenditure)		
		Actuals for 1999-2000		
Heads		Non-Plan	Plan	Total
(1)		(2)	(3)	(4)
		Rs.	Rs.	Rs.
2053	District Administration			
093	District Establishments	1,71,35,248	..	1,71,35,248
094	Other Establishments	67,02,752	..	67,02,752
	Total:	<u>2,38,38,000</u>	<u>-</u>	<u>2,38,38,000</u>
2054	Treasury and Accounts Administration			
003	Training	-	-	-
095	Directorate of Accounts and Treasuries	94,67,566	-	94,67,566
096	Pay and Accounts Offices	1,72,35,600	2,15,773	1,74,51,373
	Total:	<u>2,67,03,166</u>	<u>2,15,773</u>	<u>2,69,18,939</u>
2055	Police			
001	Direction and Administration	2,28,96,227	-	2,28,96,227
003	Education and Training	48,64,389	-	48,64,389
101	Criminal Investigation and Vigilance	2,31,27,132	-	2,31,27,132
104	Special Police	12,63,40,583	-	12,63,40,583
108	State Headquarters Police	4,90,26,153	-	4,90,26,153
109	District Police	9,43,37,343	-	9,43,37,343
113	Welfare of Police Personnel	2,50,000	-	2,50,000
114	Wireless and Computers	1,72,60,386	-	1,72,60,386
115	Modernisation of Police Force	51,91,671	-	51,91,671
116	Forensic Science	21,50,248	-	21,50,248
800	Other Expenditure	2,48,68,850	-	2,48,68,850
	Total:	<u>37,03,12,982</u>	<u>-</u>	<u>37,03,12,982</u>
2056	Jails			
001	Direction and Administration			62,16,472
101	Jails	62,16,472	43,624	43,624
	Total:	<u>62,16,472</u>	<u>43,624</u>	<u>62,60,096</u>
2058	Stationery and Printing			
103	Government Press	1,45,00,384	30,29,238	1,75,29,622
	Total:	<u>1,45,00,384</u>	<u>30,29,238</u>	<u>1,75,29,622</u>
2059	Public Works			
80	General			
001	Direction and Administration	1,78,47,627	74,02,928	2,52,50,555
004	Planning and Research	-	1,60,183	1,60,183
		4,68,900		
053	Maintenance and Repairs	2,58,25,858	-	2,62,94,758
		2,30,949		
103	Furnishing	5,29,029	-	7,59,978
104	Lease Charges	3,28,000	-	3,28,000
799	Suspense	-	(-) 4,03,446	(-) 4,03,446
	Total:	<u>6,99,849</u>	<u>71,59,665</u>	<u>5,23,90,028</u>
		<u>4,45,30,514</u>		

STATEMENT NO.11 Contd.

Heads (1)	(Figures in <i>italics</i> represents charged expenditure) Actuals for 1999-2000		
	Non-Plan	Plan	Total
	(2) Rs.	(3) Rs.	(4) Rs.
2070 Other Administrative Services			
003 Training	23,03,652	6,71,089	29,74,741
104 Vigilance	1,02,15,341	..	1,02,15,341
105 Special Commission of Enquiry	5,84,150	..	5,84,150
106 Civil Defence	20,77,507	..	20,77,507
107 Home Guards	25,10,263	..	25,10,263
108 Fire Protection and Control	1,13,17,099	43,44,585	1,56,61,684
115 Guest House, Government Hostel, etc.	1,70,30,501	37,500	1,70,68,001
Total	<u>4,60,38,513</u>	<u>50,53,174</u>	<u>5,10,91,687</u>
	<i>42,04,886</i>		
Total - A (d) - Administrative Services	<u>58,78,54,656</u>	<u>1,55,01,474</u>	<u>60,75,61,016</u>
(e) Pensions and Miscellaneous General Services			
2071 Pensions and Other Retirement Benefits			
01 Civil			
A State Government			
101 Superannuation and Retirement Allowances	5,14,84,000	-	5,14,84,000
102 Committed value of Pensions	2,85,67,500	-	2,85,67,500
104 Gratuities	2,87,90,000	-	2,87,90,000
105 Family Pensions	5,24,54,000	-	5,24,54,000
106 Pensionary Charges in respect of High Court Judges (Charged)	3,85,500	-	3,85,500
111 Pensions to Legislators	9,00,000	-	9,00,000
	<u>3,85,500</u>		
Total:	<u>16,21,95,500</u>	<u>-</u>	<u>16,25,81,000</u>
2075 Miscellaneous General Services			
103 State Lotteries	9,77,96,32,638	-	9,77,96,32,638
104 Pension and Awards in Consideration of Distinguished Services	8,400		8,400
800 Other Expenditure	1,11,92,396	-	1,11,92,396
Total:	<u>979,08,33,434</u>	<u>-</u>	<u>979,08,33,434</u>
Total - A (e) - Pensions and Miscellaneous General Services	<u>3,85,500</u> <u>995,30,28,934</u>	<u>-</u>	<u>995,34,14,434</u>
	<i>75,00,63,099</i>		
Total - A - General Services	<u>1067,28,14,665</u>	<u>1,58,01,174</u>	<u>1143,86,78,938</u>
B Social Services			
(a) Education, Sports, Art and Culture			
2202 General Education			
01 Elementary Education			
052 Equipments	..	7,43,172	7,43,172
101 Government Primary Schools	..	1,54,21,257	1,54,21,257
102 Assistance to Non-Government Primary School	..	99,43,000	99,43,000
105 Non Formal Education
106 Teachers and other Services	45,18,78,280	15,55,30,079	60,74,08,359
107 Teachers Training	37,41,244	64,90,443	1,02,31,687
108 Text Book	..	47,67,807	47,67,807

STATEMENT NO.11 Contd.

		(Figures in <i>italics</i> represents charged expenditure)		
		Actuals for 1999-2000		
Heads (1)		Non-Plan (2) Rs.	Plan (3) Rs.	Total (4) Rs.
800	Other Expenditure	..	10,02,991	10,02,991
	Total 01	45,56,19,524	19,38,98,749	64,95,18,273
02	Secondary Education			
001	Direction and Administration	1,73,01,907	60,32,850	2,33,34,757
052	Equipments
104	Teachers and other Services	22,94,37,355	9,59,20,939	32,53,58,294
106	Text Books	..	3,67,232	3,67,232
107	Scholarships	..	2,99,471	2,99,471
109	Government Secondary Schools	..	14,98,762	14,98,762
110	Assistance to Non-Government Secondary Schools	..	50,00,000	50,00,000
800	Other Expenditure	..	2,10,124	2,10,124
	Total 02	24,67,39,262	10,93,29,378	35,60,68,640
03	University and Higher Education			
103	Government Colleges and Institutes	1,45,84,516	1,36,64,952	2,82,49,468
	Total 03	1,45,84,516	1,36,64,952	2,82,49,468
04	Adult Education			
200	Other Adult Education Programme	-	5,459	5,459
	Total 04	-	5,459	5,459
05	Language Development			
102	Promotion of Modern Indian Language	-	1,00,000	1,00,000
103	Sanskrit Education	-	4,65,869	4,65,869
	Total 05	-	5,65,869	5,65,869
80	General			
001	Direction and Administration	1,66,45,995	1,06,04,737	2,72,50,732
107	Scholarship	-	54,94,459	54,94,459
800	Other Expenditure	-	62,21,749	62,21,749
	Total 80	1,66,45,995	2,23,20,945	3,89,66,940
	Total 01,02,03,04,05 & 80 or 2202	73,35,89,297	33,97,85,352	1,07,33,74,649
2203	Technical Education			
001	Direction and Administration	-	4,000	4,000
105	Polytechnics	-	11,80,218	11,80,218
	Total	-	11,84,218	11,84,218
2204	Sports and Youth Services			
001	Direction and Administration	35,63,104	35,09,675	70,72,779
102	Youth Welfare Programmes for Students	15,91,263	21,32,092	37,23,355
103	Youth Welfare Programmes of Non-Students	..	4,80,000	4,80,000
104	Sports and Games	..	26,23,154	26,23,154
	Total	51,54,367	87,44,921	1,38,99,288

STATEMENT NO.11 Contd.

Heads (1)	(Figures in <i>italics</i> represents charged expenditure)		
	Actuals for 1999-2000		
	Non-Plan (2) Rs.	Plan (3) Rs.	Total (4) Rs.
2205 Art and Culture			
001 Direction and Administration	14,55,344	10,83,316	25,38,660
102 Promotion of Arts and Culture	18,93,735	64,03,054	82,96,789
104 Archives	2,40,668	30,300	2,70,968
105 Public Libraries	14,12,845	2,53,344	16,66,189
106 Archaeological Survey	..	28,07,585	28,07,585
800 Other Expenditure	..	65,000	65,000
Total 2205	50,02,592	1,06,42,599	1,56,45,191
Total - B(a) - Education, Sports, Art and Culture	74,37,46,256	36,03,57,090	1,10,41,03,346
(b) Health and Family Welfare			
2210 Medical and Public Health			
01 Urban Health Services - Allopathy			
001 Direction and Administration	1,29,76,479	84,72,054	2,14,48,533
110 Hospitals and Dispensaries	11,37,36,533	4,62,97,430	16,00,33,963
800 Other Expenditure	77,48,577	54,89,650	1,32,38,227
Total 01	13,44,61,589	6,02,59,134	19,47,20,723
03 Rural Health Services - Allopathy			
101 Health Sub - Centres	2,46,90,066	11,71,854	2,58,61,920
103 Primary Health Centres	3,27,11,999	63,36,936	3,90,48,935
Total 03	5,74,02,065	75,08,790	6,49,10,855
05 Medical Education, Training and Research			
105 Allopathy	..	27,18,329	27,18,329
Total 05	..	27,18,329	27,18,329
06 Public Health			
101 Prevention and Control of Diseases	..	2,10,59,621	2,10,59,621
102 Prevention of Food Adulteration	..	9,19,305	9,19,305
112 Public Health Education	32,05,038	7,40,065	39,45,103
Total 06	32,05,038	2,27,18,991	2,59,24,029
Total 01,03,05 and 06	19,50,68,692	9,32,05,244	28,82,73,936
2211 Family Welfare			
001 Direction and Administration	..	59,24,889	59,24,889
003 Training	..	16,68,553	16,68,553
004 Research and Evaluation
101 Rural Family Welfare Services	..	3,42,07,449	3,42,07,449
102 Urban Family Welfare Services	..	34,80,063	34,80,063
103 Maternity and Child Health	..	4,066	4,066
104 Transport	..	24,56,236	24,56,236
105 Compensation	..	1,75,096	1,75,096
106 Mass Education	..	3,27,629	3,27,629
Total	..	4,82,43,981	4,82,43,981
Total - B(b) - Health and Family Welfare	19,50,68,692	14,14,49,225	33,65,17,917

STATEMENT NO.11 Contd.

Heads (1)	(Figures in <i>italics</i> represents charged expenditure) Actuals for 1999-2000		
	Non-Plan	Plan	Total
	(2) Rs.	(3) Rs.	(4) Rs.
(c) Water Supply, Sanitation, Housing and Urban Development			
2215 Water Supply and Sanitation			
01 Water Supply			
001 Direction and Administration	1,81,86,144	2,88,63,952	4,70,50,096
101 Urban Water Supply Programmes	2,17,69,399	1,00,00,762	3,17,70,161
102 Rural Water Supply Programmes	44,96,292	1,71,95,280	2,16,91,572
Total 01	4,44,51,835	5,60,59,994	10,05,11,829
02 Sewerage and Sanitation			
105 Sanitation Services	48,11,316	35,56,900	83,68,216
Total 02	48,11,316	35,56,900	83,68,216
Total 01 & 02/2215	4,92,63,151	5,96,16,894	10,88,80,045
2216 Housing			
01 Government Residential Buildings			
106 General Pool Accommodation
83 Maintenance and Repairs	2,16,00,076	..	2,16,00,076
Total 01	2,16,00,076	..	2,16,00,076
03 Rural Housing			
85 Distribution of G.C.I. Sheets to the Rural Poor	..	9,73,08,935	9,73,08,935
Total 03	..	9,73,08,935	9,73,08,935
80 General			
103 Assistance to Housing Board Corporation etc.	..	40,00,000	40,00,000
Total 80	..	40,00,000	40,00,000
Total 01,03 & 80	2,16,00,076	10,13,08,935	12,29,09,011
2217 Urban Development			
01 State Capital Development			
001 Direction and Administration	39,57,746	..	39,57,746
051 Constructions	..	1,00,65,211	1,00,65,211
053 Maintenance and Repairs	42,13,341	..	42,13,341
Total 01	81,71,087	1,00,65,211	1,82,36,298
04 Slum Area Improvement			
051 Constructions	..	10,00,032	10,00,032
Total 04	..	10,00,032	10,00,032
05 Other Urban Development Schemes			
001 Direction and Administration	..	19,64,733	19,64,733
051 Constructions	..	49,99,686	49,99,686
Total 05	..	69,64,419	69,64,419

STATEMENT NO.11 Contd.

Heads (1)	(Figures in <i>italics</i> represents charged expenditure) Actuals for 1999-2000		
	Non-Plan	Plan	Total
	(2) Rs.	(3) Rs.	(4) Rs.
80 General			
001 Direction and Administration	93,49,819	63,95,639	1,57,45,458
191 Assistance to Local Bodies Corporation Urban Development Authority Town Improvement Board	..	14,62,230	14,62,230
Total 80	93,49,819	78,57,869	1,72,07,688
Total 01,04,05 & 80/2217	1,75,20,906	2,58,87,531	4,34,08,437
Total - B (c) - Water Supply, Sanitation Housing and Urban Development	8,83,84,133	18,68,13,360	27,51,97,493
(d) Information and Broadcasting			
2220 Information and Publicity			
01 Films			
001 Direction and Administration	1,53,044	4,36,921	5,89,965
Total 01	1,53,044	4,36,921	5,89,965
60 Others			
001 Direction and Administration	19,68,503	6,90,090	26,58,593
003 Research and Training in Mass Communication	..	7,450	7,450
101 Advertising and Visual Publicity	2,86,313	22,11,605	24,97,918
102 Information Centres	29,07,593	5,40,727	34,48,320
109 Photo Services	9,80,158	2,12,048	11,92,206
110 Publications	24,32,703	29,00,111	53,32,814
Total 60	85,75,270	65,62,031	1,51,37,301
Total 01, 60/2220	87,28,314	69,98,952	1,57,27,266
Total - B (d) - Information and Broadcasting	87,28,314	69,98,952	1,57,27,266
(e) Welfare of Scheduled Castes, Scheduled Tribes and Other Backward Classes			
2225 Welfare of Scheduled Castes, Scheduled Tribes and Other Backward Classes			
01 Welfare of Scheduled Castes			
001 Direction and Administration	10,87,969	17,24,645	28,12,614
102 Economic Development (State Plan)
277 Education (State Plan)	..	9,90,330	9,90,330
793 Special Central Assistance for Scheduled Castes Component Plan (Central Plan Scheme)	..	10,13,298	10,13,298
800 Other Expenditure	..	2,23,000	2,23,000
Total 01	10,87,969	39,51,273	50,39,242

STATEMENT NO.11 Contd.

Heads (1)	(Figures in <i>italics</i> represents charged expenditure)		
	Actuals for 1999-2000		
	Non-Plan (2) Rs.	Plan (3) Rs.	Total (4) Rs.
02 Welfare of Scheduled Tribes			
001 Direction and Administration	19,45,016	28,34,414	47,79,430
102 Economic Development (State Plan)	-
277 Education	-	13,96,910	13,96,910
794 Special Central Assistance for Tribal Sub-Plan	-	49,55,384	49,55,384
800 Other Expenditure	-	3,89,250	3,89,250
Total 02	19,45,016	95,75,958	1,15,20,974
03 Welfare of Backward Classes			
001 Direction and Administration	9,66,307	..	9,66,307
800 Other Expenditure	-	6,85,570	6,85,570
Total 03	9,66,307	6,85,570	16,51,877
80 General			
800 Other Expenditure	..	20,74,665	20,74,665
Total 80	..	20,74,665	20,74,665
Total 01,02,03 & 80 or 2225	39,99,292	1,62,87,466	2,02,86,758
Total - B(e) - Welfare of Scheduled Castes, Scheduled Tribes and other Backward Classes	39,99,292	1,62,87,466	2,02,86,758
(f) Labour and Labour Welfare			
2230 Labour and Employment			
01 Labour			
001 Direction and Administration	29,42,148	14,60,568	44,02,716
Total 01	29,42,148	14,60,568	44,02,716
03 Training			
101 Industrial Training Institutes	24,59,162	7,38,207	31,97,369
Total 03	24,59,162	7,38,207	31,97,369
Total 2230	54,01,310	21,98,775	76,00,085
Total - B(f) - Labour and Labour Welfare	54,01,310	21,98,775	76,00,085
(g) Social Welfare and Nutrition			
2235 Social Security and Welfare			
01 Rehabilitation			
110 Tibetan Refugees	..	4,39,169	4,39,169
Total 01	..	4,39,169	4,39,169

STATEMENT NO.11 Contd.

		(Figures in <i>italics</i> represents charged expenditure)		
		Actuals for 1999-2000		
Heads		Non-Plan	Plan	Total
(1)		(2)	(3)	(4)
		Rs.	Rs.	Rs.
02	Social Welfare			
40	Social Welfare Department			
001	Direction and Administration	24,70,807	4,60,823	29,31,630
101	Welfare of Handicapped	64,775	8,20,933	8,85,708
104	Welfare of Aged, Infirm & Destitute	5,31,851	6,48,000	11,79,851
106	Correctional Services	..	9,10,341	9,10,341
107	Assistance to Voluntary Organisation	1,50,000	10,000	1,60,000
800	Other Expenditure	..	1,41,233	1,41,233
	Total 40	<u>32,17,433</u>	<u>29,91,330</u>	<u>62,08,763</u>
41	Women and Child Welfare Department			
001	Direction and Administration	..	32,85,309	32,85,309
102	Child Welfare	..	1,64,48,637	1,64,48,637
103	Women's Welfare	1,30,000	3,58,676	4,88,676
800	Other Expenditure	4,00,000	20,32,500	24,32,500
	Total 41	<u>5,30,000</u>	<u>2,21,25,122</u>	<u>2,26,55,122</u>
	Total 02	<u>37,47,433</u>	<u>2,51,16,452</u>	<u>2,88,63,885</u>
60	Other Social Security and Welfare Programmes			
102	Pensions under Social Security Schemes	15,84,000	45,40,200	61,24,200
104	Deposits Linked Insurance Scheme	8,86,344	..	8,86,344
200	Other Programmes	30,98,135	11,600	31,09,735
	Total 60	<u>55,68,479</u>	<u>45,51,800</u>	<u>1,01,20,279</u>
	Total 01,02 and 60	<u>93,15,912</u>	<u>3,01,07,421</u>	<u>3,94,23,333</u>
2236	Nutrition			
02	Distribution of Nutritious Food and beverages			
101	Special Nutrition Programmes	..	1,66,99,912	1,66,99,912
	Total 02	<u>..</u>	<u>1,66,99,912</u>	<u>1,66,99,912</u>
80	General			
001	Direction and Administration	21,86,235	9,708	21,95,943
	Total 80	<u>21,86,235</u>	<u>9,708</u>	<u>21,95,943</u>
	Total 02 & 80	<u>21,86,235</u>	<u>1,67,09,620</u>	<u>1,88,95,855</u>
2245	Relief on account of Natural Calamities			
02	Floods, Cyclone etc.			
101	Gratuitous Relief	45,17,000	..	45,17,000
106	Repairs and restoration of damaged Roads and Bridges	1,80,96,337	..	1,80,96,337
107	Repairs and restoration of damaged Government Office Buildings	9,45,782	..	9,45,782
108	Repairs and restoration of damaged Government Residential buildings	76,482	..	76,482
109	Repairs and restoration of damaged Water Supply Drainage and Sewerage works	37,12,803	..	37,12,803

STATEMENT NO.11 Contd.

		(Figures in <i>italics</i> represents charged expenditure)		
		Actuals for 1999-2000		
Heads (1)		Non-Plan (2) Rs.	Plan (3) Rs.	Total (4) Rs.
122	Repairs and restoration of damaged irrigation and Flood Control works	2,90,50,845	..	2,90,50,845
800	Other Expenditure	3,63,99,868	..	3,63,99,868
	Total 02	<u>9,27,99,117</u>	<u>-</u>	<u>9,27,99,117</u>
05	Calamity Relief Fund			
101	Transfer to Reserve Fund and Deposit Account Calamity Relief Fund	13,14,00,000	..	13,14,00,000
901	Deduct Amount met from Calamity Relief Fund	(-) 9,27,99,117	..	(-) 9,27,99,117
	Total 05	<u>3,86,00,883</u>	<u>-</u>	<u>3,86,00,883</u>
80	General			
001	Direction and Administration	5,35,886	..	5,35,886
	Total 80	<u>5,35,886</u>	<u>..</u>	<u>5,35,886</u>
	Total 2245	<u>13,19,35,886</u>	<u>..</u>	<u>13,19,35,886</u>
	Total - B(g) - Social Welfare and Nutrition	<u>14,34,38,033</u>	<u>4,68,17,041</u>	<u>19,02,55,074</u>
(h)	Others			
2250	Other Social Services			
103	Upkeep of Shrines, Temples, etc.	92,26,824	..	92,26,824
	Total	<u>92,26,824</u>	<u>..</u>	<u>92,26,824</u>
2251	Secretariat Social Services			
090	Secretariat	29,43,726	..	29,43,726
091	Attached Offices	8,12,588	..	8,12,588
	Total	<u>37,56,314</u>	<u>..</u>	<u>37,56,314</u>
	Total - B(h) Others	<u>1,29,83,138</u>	<u>..</u>	<u>1,29,83,138</u>
	Total - B - Social Services	<u>1,20,17,49,168</u>	<u>76,09,21,909</u>	<u>1,96,26,71,077</u>
C.	Economic Services			
(a)	Agriculture and Allied Activities			
2401	Crop Husbandry			
001	Direction and Administration	1,41,17,410	20,43,595	1,61,61,005
103	Seeds	..	58,98,401	58,98,401
104	Agricultural Farms	3,52,51,776	26,83,396	3,79,35,172
105	Manures and Fertilisers	11,48,500	1,36,78,238	1,48,26,738
107	Plant Protection	40,46,913	16,01,573	56,48,486
108	Commercial Crops	..	2,20,34,851	2,20,34,851
109	Extension and Farmers Training	15,60,791	20,94,359	36,55,150
111	Agricultural Economics and Statistics	..	22,29,089	22,29,089
112	Development of Pulses	..	19,01,953	19,01,953
113	Agricultural Engineering	17,84,722	12,80,138	30,64,860
114	Development of Oil Seeds	..	73,13,946	73,13,946
116	Organic Manures and Micro organisation	..	4,00,000	4,00,000

STATEMENT NO.11 Contd.

		(Figures in <i>italics</i> represents charged expenditure)		
		Actuals for 1999-2000		
Heads (1)		Non-Plan (2) Rs.	Plan (3) Rs.	Total (4) Rs.
119	Horticulture and Vegetable Crops	1,69,02,236	2,19,69,172	3,88,71,408
800	Other Expenditure	..	2,39,32,449	2,39,32,449
	Total 2401	<u>7,48,12,348</u>	<u>10,90,61,160</u>	<u>18,38,73,508</u>
2402	Soil and Water Conservation			
001	Direction and Administration	2,12,01,683	54,28,833	2,66,30,516
102	Soil Conservation	..	1,32,22,021	1,32,22,021
103	Land Reclamation and Development
800	Other Expenditure	..	1,12,034	1,12,034
	Total 2402	<u>2,12,01,683</u>	<u>1,87,62,888</u>	<u>3,99,64,571</u>
2403	Animal Husbandry			
001	Direction and Administration	51,06,704	19,86,622	70,93,326
101	Veterinary Services and Animal Health	1,43,58,919	99,24,007	2,42,82,926
102	Cattle and Buffalo Development	1,06,67,314	63,10,643	1,69,77,957
103	Poultry Development	20,35,973	61,02,918	81,38,891
104	Sheep and Wool Development	11,78,118	3,69,520	15,47,638
105	Piggery Development	20,61,208	19,29,440	39,90,648
106	Other Livestock Development	5,99,015	3,64,884	9,63,899
107	Fodder and Feed Development	13,83,999	27,22,551	41,06,550
109	Extension and Training	8,25,941	32,14,229	40,40,170
113	Administrative Investigation and Statistics	..	12,37,023	12,37,023
800	Other Expenditure	29,943	18,65,841	18,95,784
	Total 2403	<u>3,82,47,134</u>	<u>3,60,27,678</u>	<u>7,42,74,812</u>
2404	Dairy Development			
109	Extension and Training	14,84,960	8,72,812	23,57,772
191	Assistance to Co-operatives and other bodies	33,847	1,15,61,377	1,15,95,224
	Total 2404	<u>15,18,807</u>	<u>1,24,34,189</u>	<u>1,39,52,996</u>
2405	Fisheries			
001	Direction and Administration	29,39,113	7,59,271	36,98,384
101	Inland Fisheries	59,13,615	20,73,201	79,86,816
109	Extension and Training	..	42,728	42,728
	Total 2405	<u>88,52,728</u>	<u>28,75,200</u>	<u>1,17,27,928</u>
2406	Forestry and Wild Life			
01	Forestry			
001	Direction and Administration	5,42,66,593	1,56,93,888	6,99,60,481
004	Research	-	2,40,516	2,40,516
005	Survey and Utilisation of Forest Resources	-	3,47,076	3,47,076
013	Statistics	-	14,49,360	14,49,360
070	Communication and Buildings	12,03,762	..	12,03,762

STATEMENT NO.11 Contd.

Heads (1)	(Figures in <i>italics</i> represents charged expenditure) Actuals for 1999-2000		
	Non-Plan	Plan	Total
	(2) Rs.	(3) Rs.	(4) Rs.
101 Forest Conservation, Development and Regeneration	..	4,69,003	4,69,003
102 Social and Farm Forestry	16,07,023	2,24,00,441	2,40,07,464
105 Forest Produce	12,00,098	71,01,102	83,01,200
109 Extension and Training	..	2,75,111	2,75,111
800 Other Expenditure	-	4,69,796	4,69,796
901 Deduct amount met from Compensatory afforestation	-	(-) 18,00,800	(-) 18,00,800
Total 01	<u>5,82,77,476</u>	<u>4,66,45,493</u>	<u>10,49,22,969</u>
02 Environmental Forestry and Wild Life			
110 Wild Life Preservation	52,88,563	1,33,11,428	1,85,99,991
Total 02	<u>52,88,563</u>	<u>1,33,11,428</u>	<u>1,85,99,991</u>
03 Wasteland Development			
101 National Wasteland Development Programme	..	2,17,09,306	2,17,09,306
Total 03	<u>..</u>	<u>2,17,09,306</u>	<u>2,17,09,306</u>
Total 01,02 and 03	<u>6,35,66,039</u>	<u>8,16,66,227</u>	<u>14,52,32,266</u>
2407 Plantation			
01 Tea			
800 Other Expenditure	1,40,25,000	..	1,40,25,000
Total 01	<u>1,40,25,000</u>	<u>..</u>	<u>1,40,25,000</u>
2408 Food, Storage and Warehousing			
01 Food			
001 Direction and Administration	1,51,87,278	4,81,304	1,56,78,582
003 Training
101 Procurement and Supply	..	22,97,250	22,97,250
104 Research & Evaluation
Total 2408	<u>1,51,87,278</u>	<u>27,88,554</u>	<u>1,79,75,832</u>
2415 Agricultural Research and Education			
01 Crop Husbandry			
004 Research	..	26,92,725	26,92,725
277 Education	..	1,99,580	1,99,580
Total 01	<u>..</u>	<u>28,92,305</u>	<u>28,92,305</u>
03 Animal Husbandry			
004 Research	..	36,98,426	36,98,426
Total 03	<u>..</u>	<u>36,98,426</u>	<u>36,98,426</u>
Total 01, 03 or 2415	<u>..</u>	<u>65,90,731</u>	<u>65,90,731</u>

STATEMENT NO.11 Contd.

Heads (1)	(Figures in <i>italics</i> represents charged expenditure)		
	Actuals for 1999-2000		
	Non-Plan (2) Rs.	Plan (3) Rs.	Total (4) Rs.
2425 Co-operation			
001 Direction and Administration	1,46,57,656	32,75,065	1,79,32,721
003 Training	..	1,97,558	1,97,558
101 Audit of Co-operatives	..	61,661	61,661
105 Information and Publicity	..	1,46,728	1,46,728
107 Assistance to Credit Co-operatives	..	5,00,000	5,00,000
108 Assistance to other Co-operatives	..	23,09,825	23,09,825
277 Education	..	1,00,000	1,00,000
800 Other Expenditure	..	4,65,000	4,65,000
Total 2425	<u>1,46,57,656</u>	<u>70,55,837</u>	<u>2,17,13,493</u>
2435 Other Agricultural Programmes			
01 Marketing and Quality Control			
101 Marketing Facilities	..	7,12,449	7,12,449
Total 01	<u>..</u>	<u>7,12,449</u>	<u>7,12,449</u>
60 Others	..	1,21,44,095	1,21,44,095
Total 60	<u>..</u>	<u>1,21,44,095</u>	<u>1,21,44,095</u>
Total 01 & 60 or 2435	<u>..</u>	<u>1,28,56,544</u>	<u>1,28,56,544</u>
Total - C(a)Agriculture and Allied Activities	<u>25,20,68,673</u>	<u>29,01,19,008</u>	<u>54,21,87,681</u>
(b) Rural Development			
2501 Special Programmes for Rural Development			
01 Integrated Rural Development Programme			
003 Training	..	28,00,000	28,00,000
101 Subsidy to District Rural Development Agencies	..	72,53,756	72,53,756
800 Other Expenditure	..	15,50,000	15,50,000
Total 01	<u>..</u>	<u>1,16,03,756</u>	<u>1,16,03,756</u>
04 Integrated Rural Energy Planning Programmes			
101 Development of Design and approach for area bound Block Level/IRE Project	..	10,62,818	10,62,818
105 Project Implementation	..	2,66,218	2,66,218
Total 04	<u>..</u>	<u>13,29,036</u>	<u>13,29,036</u>
Total 01 & 04	<u>..</u>	<u>1,29,32,792</u>	<u>1,29,32,792</u>
2505 Rural Employment			
01 National Programmes	..	3,65,00,000	3,65,00,000
Total 2505	<u>..</u>	<u>3,65,00,000</u>	<u>3,65,00,000</u>
2506 Land Reforms			
103 Maintenance of Land Reform	..	56,94,256	56,94,256
800 Other Expenditure
Total 2506	<u>..</u>	<u>56,94,256</u>	<u>56,94,256</u>

STATEMENT NO.11 Contd.

Heads (1)	(Figures in <i>italics</i> represents charged expenditure) Actuals for 1999-2000		
	Non-Plan	Plan	Total
	(2) Rs.	(3) Rs.	(4) Rs.
2515 Other Rural Development Programme			
003 Training	..	40,00,000	40,00,000
101 Panchyati Raj	..	1,84,84,101	1,84,84,101
800 Other Expenditure	10,97,504	46,99,999	57,97,503
Total 2515	10,97,504	2,71,84,100	2,82,81,604
Total - C (b) - Rural Development	10,97,504	8,23,11,148	8,34,08,652
(d) Irrigation and Flood Control			
2702 Minor Irrigation			
01 Surface Water			
103 Diversion Schemes	51,43,206	32,99,437	84,42,643
Total 01	51,43,206	32,99,437	84,42,643
02 General Water			
80 General			
001 Direction and Administration	42,64,067	1,18,41,070	1,61,05,137
005 Investigation
799 Suspense	..	10,81,016	10,81,016
800 Other Expenditure	..	4,89,093	4,89,093
Total 80	42,64,067	1,34,11,179	1,76,75,246
Total 01 & 80 or 2702	94,07,273	1,67,10,616	2,61,17,889
2705 Command Area Development			
101 Integrated Development of Agriculture through Irrigation Facilities	..	1,99,824	1,99,824
Total 2705	..	1,99,824	1,99,824
2711 Flood Control and Drainage			
01 Flood Control			
103 Civil Works	8,84,229	3,49,16,543	3,58,00,772
Total 2711	8,84,229	3,49,16,543	3,58,00,772
Total - C(d) - Irrigation and Flood Control	1,02,91,502	5,18,26,983	6,21,18,485
(e) Energy			
2801 Power			
01 Hydel Generation Hydro Electric Schemes	4,86,26,520	..	4,86,26,520
052 Machinery and Equipment	2,99,022	..	2,99,022
101 Purchase of Power	3,00,00,853	2,01,45,969	5,01,46,822
Total	7,89,26,395	2,01,45,969	9,90,72,364
04 Diesel, Gas Power Generation			
40 Diesel Power Station, Gangtok	30,26,740	..	30,26,740
41 Diesel Power Station, Mangan	69,405	..	69,405
Total 04	30,96,145	..	30,96,145

STATEMENT NO.11 Contd.

Heads (1)	(Figures in <i>italics</i> represents charged expenditure) Actuals for 1999-2000		
	Non-Plan	Plan	Total
	(2) Rs.	(3) Rs.	(4) Rs.
05 Transmission and Distribution			
005 Investigation			
53 Survey and Investigation		20,28,664	20,28,664
800 Other Expenditure			
42 Distribution Line, Gangtok	51,38,379	-	51,38,379
43 Distribution Line, North Sikkim	50,43,306	-	50,43,306
44 Other Distribution Lines	66,93,983	-	66,93,983
45 Maintenance of Transmission Line and Sub-Station	23,79,650	-	23,79,650
46 Maintenance of Electrical Installations under South Division	92,37,302	-	92,37,302
47 Maintenance of Electrical Installations under West Division	44,77,981	-	44,77,981
48 Distribution Line under Singtam Sub-Division	65,00,495	-	65,00,495
49 Distribution Line under Ravongla Sub-Division	52,56,564	-	52,56,564
50 Distribution Line under Pakyong Sub-Division	69,64,536	-	69,64,536
51 Maintenance of T&D under REC	6,90,592	-	6,90,592
52 Maintenance of 66 KV Sub-Station	14,57,272	-	14,57,272
799 Suspense			
58 Stock	..	(-) 2,34,456	(-) 2,34,456
Total 50	5,38,40,060	17,94,208	5,56,34,268
80 General			
001 Direction and Administration	9,02,35,754	2,47,51,423	11,49,87,177
Total 80	9,02,35,754	2,47,51,423	11,49,87,177
Total 01,04,05 & 80 or 2801	22,60,98,354	4,66,91,600	27,27,89,954
2810 Non-Conventional Sources of Energy			
01 Bio energy			
101 National Project for Bio Gas Development	..	15,92,800	15,92,800
Total 01	..	15,92,800	15,92,800
800 Other Expenditure			
60 Others			
101 Choolah	..	5,16,398	5,16,398
800 Other Expenditure	..	34,86,087	34,86,087
Total 60	..	40,02,485	40,02,485
Total 2810	..	55,95,285	55,95,285
Total - C(e) - Energy	22,60,98,354	5,22,86,885	27,83,85,239
(f) Industry and Minerals			
2851 Village and Small Industries			
001 Direction and Administration	65,32,735	6,71,342	72,04,077
003 Training	82,73,108	1,48,21,340	2,30,94,448
004 Research and Development	..	62,764	62,764
102 Small Scale Industries	75,04,542	33,35,125	1,08,39,667
105 Khadi and Village Industries	23,10,000	56,00,000	79,10,000

STATEMENT NO.11 Contd.

Heads (1)	(Figures in <i>italics</i> represents charged expenditure)		
	Actuals for 1999-2000		
	Non-Plan (2) Rs.	Plan (3) Rs.	Total (4) Rs.
200 Other Village Industries	..	50,48,173	50,48,173
800 Other Expenditure	..	18,80,000	18,80,000
Total 2851	<u>2,46,20,385</u>	<u>3,14,18,744</u>	<u>5,60,39,129</u>
2852 Industries			
08 Consumer Industries	..	1,19,686	1,19,686
600 Others	..	1,19,686	1,19,686
Total 2852			
2853 Non-Ferrous Mining and Metallurgical Industries			
02 Regulation and Development of Mines			
001 Direction and Administration	60,99,840	10,90,439	71,90,279
004 Research and Development	..	9,56,112	9,56,112
102 Mineral Exploration	..	3,51,200	3,51,200
Total 02 or 2853	<u>60,99,840</u>	<u>23,97,751</u>	<u>84,97,591</u>
Total - C(f) - Industry and Minerals	<u>3,07,20,225</u>	<u>3,39,36,181</u>	<u>6,46,56,406</u>
(g) Transport			
3054 Roads and Bridges			
04 District and Other Roads			
337 Road Works	8,13,05,199	(-) 20	8,13,05,179
Total 04	<u>8,13,05,199</u>	<u>(-) 20</u>	<u>8,13,05,179</u>
80 General			
001 Direction and Administration	3,72,47,750	94,34,770	4,66,82,520
004 Research and Development	..	80,662	80,662
052 Machinery and Equipment	97,27,865	..	97,27,865
799 Suspense	(-) 9,21,598	(-) 17,81,064	(-) 27,02,662
Total 80	<u>4,60,54,017</u>	<u>77,34,368</u>	<u>5,37,88,385</u>
Total 04 and 80	<u>12,73,59,216</u>	<u>77,34,348</u>	<u>13,50,93,564</u>
3055 Road Transport			
201 Sikkim Nationalised Transport			
40 Management	1,85,30,890	16,37,250	2,01,68,140
41 Operation	13,64,28,802	21,17,777	13,85,46,579
42 Repairs and Maintenance	2,82,50,202	..	2,82,50,202
43 Buildings	2,25,639	-	2,25,639
44 Other	1,66,15,978	-	1,66,15,978
Total 3055	<u>20,00,51,511</u>	<u>37,55,027</u>	<u>20,38,06,538</u>
Total - C(g) - Transport	<u>32,74,10,727</u>	<u>1,14,89,375</u>	<u>33,89,00,102</u>

STATEMENT NO.11 Contd.

Heads (1)	(Figures in <i>italics</i> represents charged expenditure)		
	Actuals for 1999-2000		
	Non-Plan (2) Rs.	Plan (3) Rs.	Total (4) Rs.
(i) Science Technology and Environment			
3425 Other Scientific Research			
60 Others			
004 Research and Development	..	77,92,106	77,92,106
Total 3425	..	77,92,106	77,92,106
3435 Ecology and Environment			
03 Environmental Research and Ecological Regeneration			
001 Direction and Administration	..	14,88,487	14,88,487
003 Environmental Education/Training/Extension	..	3,72,926	3,72,926
101 Conservation Programmes	..	8,36,502	8,36,502
103 Research and Ecological Regeneration	..	1,35,137	1,35,137
Total 03	..	28,33,052	28,33,052
04 Prevention and Control of Pollution			
103 Prevention of Air and Water Pollution	..	96,382	96,382
Total 04	..	96,382	96,382
Total 3435	..	29,29,434	29,29,434
Total - C(i) - Science, Technology and Environment	..	1,07,21,540	1,07,21,540
(j) General Economic Services			
3451 Secretariat - Economic Services			
090 Secretariat	17,02,341	12,74,104	29,76,445
092 Other Offices	..	53,179	53,179
102 District Planning Machinery	..	30,23,281	30,23,281
Total 3451	17,02,341	43,50,564	60,52,905
3452 Tourism			
01 Tourist Infrastructure			
101 Tourist Centre	27,91,471	1,45,42,618	1,73,34,089
102 Tourist Accommodation	23,79,298	19,73,302	43,52,600
103 Tourist Transport Services
Total 01	51,70,769	1,65,15,920	2,16,86,689
80 General			
001 Direction and Administration	28,73,284	12,64,686	41,37,970
104 Promotion and Publicity	..	60,17,129	60,17,129
800 Other Expenditure	..	(-) 100	(-) 100
Total 80	28,73,284	72,81,715	1,01,54,999
Total 01 & 80 or 3452	80,44,053	2,37,97,635	3,18,41,688

STATEMENT NO.11 Contd.

Heads (1)	(Figures in <i>italics</i> represents charged expenditure) Actuals for 1999-2000		
	Non-Plan	Plan	Total
	(2) Rs.	(3) Rs.	(4) Rs.
3454 Census Survey and Statistic			
02 Surveys and Statistics	18,25,788	75,12,313	93,38,101
Total 02 or 3454	18,25,788	75,12,313	93,38,101
3456 Civil Supplies			
800 Other Expenditure	26,66,98,060	7,69,588	26,74,67,648
Total 3456	26,66,98,060	7,69,588	26,74,67,648
3475 Other General Economic Services			
106 Regulation of Weights and Measures	31,17,730	3,23,302	34,41,032
109 Nehru Rojgar Yojana
911 Deduct Refund (Refund of excess drawal of previous year's under Swarna Jayanti Sahari Rajgar Yojana (75:25% CSS)	..	(-) 1,47,502	(-) 1,47,502
Total 3475	31,17,730	1,75,800	32,93,530
Total - C(j) - General Economic Services	28,13,87,972	3,66,05,900	31,79,93,872
Total - C - Economic Services	112,90,74,957	56,92,97,020	1,69,83,71,977
	75,00,63,099		
Total - Expenditure Heads (Revenue Account)	1300,36,38,790	134,60,20,103	1509,97,21,992
Expenditure Heads (Capital Account)			
A. Capital Account of General Services			
4055 Capital Outlay on Police	..	23,06,000	23,06,000
Total 4055	..	23,06,000	23,06,000
4059 Capital Outlay on Public Works	..	3,63,54,577	3,63,54,577
Total - A - Capital Account of General Services	..	3,86,60,577	3,86,60,577
B. Capital Account of Social Services			
(a) Education, Sports, Art and Culture			
4202 Capital Outlay on Education, Sports, Art and Culture	..	3,40,17,103	3,40,17,103
Total - B(a) - Education, Sports, Art and Culture	..	3,40,17,103	3,40,17,103
(b) Health and Family Welfare			
4210 Capital Outlay on Medical and Public Health	..	1,68,99,054	1,68,99,054
Total - B(b) - Health and Family Welfare	..	1,68,99,054	1,68,99,054
(c) Water Supply, Sanitation, Housing and Urban Development			
4215 Capital Outlay on Water Supply and Sanitation	..	25,66,24,672	25,66,24,672
4216 Capital Outlay on Housing	..	3,33,23,802	3,33,23,802
4217 Capital Outlay on Urban Development	..	1,08,86,739	1,08,86,739

STATEMENT NO.11 Contd.

Heads (1)	(Figures in <i>italics</i> represents charged expenditure)		
	Actuals for 1999-2000		
	Non-Plan (2) Rs.	Plan (3) Rs.	Total (4) Rs.
4225 Capital Outlay on Welfare of Scheduled Castes Schedule Tribes and Other Backward Classes	..	1,00,00,000	1,00,00,000
Total - B (c) - Water Supply, Sanitation, Housing and Urban Development	..	30,08,35,213	30,08,35,213
Total - B - Capital Account of Social Services	..	36,17,51,370	36,17,51,370
C Capital Account of Economic Services			
(a) Capital Account of Agriculture and Allied Activities			
4401 Capital Outlay on Crop Husbandry	..	19,89,029	19,89,029
4403 Capital Outlay on Animal Husbandry	..	8,28,931	8,28,931
4405 Capital Account on Fisheries	..	8,20,005	8,20,005
4406 Capital Outlay on Forestry and Wild Life	..	10,08,920	10,08,920
4408 Capital Outlay on Food Storage and Warehousing	..	30,61,987	30,61,987
4425 Capital Outlay on Welfare of S/C, S/T and Other Backward classes	..	3,40,000	3,40,000
4435 Capital Outlay on Other Agricultural Programme	..	20,00,711	20,00,711
Total - C (a) - Capital Account of Agriculture and Allied Activities	..	1,00,49,583	1,00,49,583
C			
(b) Capital Account of Rural Development			
4515 Capital Outlay on Other Rural Development Programme	..	70,76,373	70,76,373
Total - C (b) - Capital Account on Rural Development Programme	..	70,76,373	70,76,373
C			
(c) Capital Account of Special Area Programme			
4575 Capital Outlay on Other Special Area Programme	..	5,61,17,380	5,61,17,380
C			
(d) Capital Account of Irrigation and Flood Control			
4702 Capital Account of Minor Irrigation and Flood Control	..	1,99,095	1,99,095
Total C(d) Capital Outlay on Minor Irrigation	..	1,99,095	1,99,095
(e) Capital Account of Energy			
4801 Capital Outlay on Power Project	..	26,44,70,033	26,44,70,033
Total - C(e) - Capital Account of Energy	..	26,44,70,033	26,44,70,033
(f) Capital Account of Industry and Minerals			
4851 Capital Account on Village and Small Industries	..	2,74,967	2,74,967
4853 Capital Outlay on Non-Ferrous Mining and Metallurgical Industries	..	23,00,000	23,00,000
4860 Capital Outlay on Consumer Industries	..	1,25,00,000	1,25,00,000

STATEMENT NO.11 Concl'd.

Heads (1)	(Figures in <i>italics</i> represents charged expenditure)		
	Actuals for 1999-2000		
	Non-Plan (2) Rs.	Plan (3) Rs.	Total (4) Rs.
4885 Other Capital Outlay on Industries and Minerals	..	50,00,000	50,00,000
Total - C(f) - Capital Account of Industry and Minerals	..	2,00,74,967	2,00,74,967
(g) Capital Account of Transport			
5054 Capital Outlay on Roads and Bridges	..	16,81,80,967	16,81,80,967
5055 Capital Outlay on Road Transport	..	36,35,046	36,35,046
Total-C(g)-Capital Account of Transport	..	17,18,16,013	17,18,16,013
(j) Capital Account of General Economic Services			
5452 Capital Outlay on Tourism	..	1,31,42,970	1,31,42,970
Total - C(j) - Capital Account of General Economic Services	..	1,31,42,970	1,31,42,970
Total - C - Capital Account of Economic Services	..	54,29,46,414	54,29,46,414
Total Expenditure Heads (Capital Account)	..	94,33,58,361	94,33,58,361
GRAND TOTAL EXPENDITURE	<i>75,00,63,099</i>	228,93,78,464	1604,30,80,353

**STATEMENT NO 12 - DETAILED STATEMENT OF CAPITAL EXPENDITURE DURING AND TO END OF
THE YEAR 1999-2000**

Nature of Expenditure (1)	Expenditure during 1999-2000			Expenditure to the end of 1999-2000 (5) Rs.
	Non Plan (2) Rs	Plan (3) Rs	Total (4) Rs	
Expenditure Heads (Capital Account)				
A. Capital Account of General Services				
4055 Capital Outlay on Police				
211 Police Housing	..	23,06,000	23,06,000	59,01,566
Total : 4055 Capital Outlay on Police	..	23,06,000	23,06,000	59,01,566
4059 Capital Outlay on Public Works				
80 General				
051 Construction	..	3,63,54,577	3,63,54,577	54,80,64,656
201 Aquisition of Land	14,06,514
Total	..	3,63,54,577	3,63,54,577	54,94,71,170
Total : 4059 - Capital Outlay on Public Works	..	3,63,54,577	3,63,54,577	54,94,71,170
Total : A - Capital Account of General Services	..	3,86,60,577	3,86,60,577	55,53,72,736
B Capital Account of Social Services				
(a) Education, Sports, Art and Culture				
4202 Capital Outlay on Education, Sports, Art and Culture				
01 General Education				
201 Elementary Education	..	1,37,09,002	1,37,09,002	17,49,15,157
202 Secondary Education	..	23,35,853	23,35,853	19,36,63,822
203 University and Higher Educaton	..	46,95,890	46,95,890	4,53,08,592
800 Other Expenditure	1,99,938
Total : 01	..	2,07,40,745	2,07,40,745	41,40,87,509
02 Technical Education				
103 Technical School	..	25,94,389	25,94,389	1,70,32,854
800 Other Expenditure	16,09,343
Total : 02	..	25,94,389	25,94,389	1,86,42,197
03 Sports and Youth Services				
Sport Stadia				
101 Youth Hostels	6,93,973
102 Sports and Stadia	..	52,44,344	52,44,344	1,23,59,258
800 Other Expenditure	2,72,58,436
Total : 03	..	52,44,344	52,44,344	4,03,11,667
04 Art and Culture				
106 Museums	11,80,945
800 Other Expenditure	..	54,37,625	54,37,625	4,10,73,537
Total : 04	..	54,37,625	54,37,625	4,22,54,482
Total : 4202-Capital Outlay on Education, Sports, Art and Culture	..	3,40,17,103	3,40,17,103	51,52,95,855
Total : B(a)-Education, Sports, Art and Culture	..	3,40,17,103	3,40,17,103	51,52,95,855

STATEMENT NO 12 -Contd.

Nature of Expenditure	Expenditure during 1999-2000			Expenditure to the	
	(1)	(2)	(3)	(4)	(5)
	Non Plan	Plan	Total	end of 1999-2000	
	Rs	Rs	Rs	Rs.	Rs.
(b) Health and Family Welfare					
4210 Capital Outlay on Medical and Public Health					
01 Urban Health Services					
110 Hospital and Dispensaries	..	10,44,451	10,44,451		34,64,08,737
Total : 01	..	10,44,451	10,44,451		34,64,08,737
02 Rural Health Services					
101 Health Sub Centre	..	50,01,028	50,01,028		6,86,67,828
103 Primary Health Centres	..	24,20,756	24,20,756		5,11,99,586
104 Community Health Centres	..	84,32,819	84,32,819		5,47,12,811
110 Hospital and Dispensaries		16,10,200
Total : 02	..	1,58,54,603	1,58,54,603		17,61,90,425
03 Medical Education, Training and Research					
105 Allopathy		3,88,88,743
Total : 03		3,88,88,743
04 Public Health					
200 Other Programmes		11,881
Total : 04		11,881
80 General					
800 Other Expenditure		5,89,642
Total : 80		5,89,642
Total : 4210-Capital Outlay on Medical and Public Health	..	1,68,99,054	1,68,99,054		56,20,89,428
Total : B(b)-Health and Family Welfare	..	1,68,99,054	1,68,99,054		56,20,89,428
(c) Water Supply, Sanitation, Housing and Urban Development					
4215 Capital Outlay on Water Supply and Sanitation					
01 Water Supply					
101 Urban Water Supply (Gangtok)	..	2,38,19,623	2,38,19,623		21,26,44,598
102 Rural Water Supply	..	22,79,06,776	22,79,06,776		1,27,08,19,510
911 Deduct Recoveries of overpayment pertaining to the previous year		(-) 30,57,020
Total : 01	..	25,17,26,399	25,17,26,399		1,48,04,07,088
02 Sewerage and Sanitation					
106 Sewerage Services					
(92) Construction of Drainage and Sewerage System in Gangtok	..	44,99,409	44,99,409		6,41,71,356

STATEMENT NO 12 -Contd.

Nature of Expenditure	Expenditure during 1999-2000			Expenditure to the
	Non Plan	Plan	Total	end of 1999-2000
(1)	(2)	(3)	(4)	(5)
	Rs	Rs	Rs	Rs.
(93) Construction of Drainage and Sewerage System in Other Urban Areas	..	3,98,864	3,98,864	61,33,937
Total : 02	..	48,98,273	48,98,273	7,03,05,293
Total : 4215-Capital Outlay on Water Supply and Sanitation	..	25,66,24,672	25,66,24,672	1,55,07,12,381
4216 Capital Outlay on Housing				
01 Government Residential Buildings				
106 General Pool Accommodation	..	3,08,23,979	3,08,23,979	30,27,09,786
107 Police Housing	1,88,69,167
700 Other Housing (Construction of Quarters for Doctors working in Rural Primary Health Centres.	16,65,790
Total : 01	..	3,08,23,979	3,08,23,979	32,32,44,743
80 General				
201 Investment in Housing Boards	71,49,000
800 Other Expenditure	..	24,99,823	24,99,823	2,89,53,077
Total : 80	..	24,99,823	24,99,823	3,61,02,077
Total : 4216-Capital Outlay on Housing	..	3,33,23,802	3,33,23,802	35,93,46,820
4217 Capital Outlay on Urban Development				
03 Integrated Development of Small and Medium Towns				
051 70. Construction	..	8,77,180	8,77,180	4,75,98,782
71. Land Acquisition	..	24,15,311	24,15,311	1,13,89,570
72. Construction of Ropeway	9,12,622
74. Parking Place	..	75,94,248	75,94,248	75,94,248
Total : 03	..	1,08,86,739	1,08,86,739	6,74,95,222
Total : 4217 - Capital Outlay on Urban Development	..	1,08,86,739	1,08,86,739	6,74,95,222
Total : B(c)-Water Supply, Sanitation, Housing and Urban Development	..	30,08,35,213	30,08,35,213	1,97,75,54,423
(e) Welfare of Scheduled Castes, Scheduled Tribes and Other Backward Classes				
4225 Capital Outlay on Welfare of Scheduled Castes, Scheduled Tribes and other Backward Classes				
02 Welfare of Scheduled Tribes				
102 Economic Development	6,43,692
800 Other Expenditure	..	1,00,00,000	1,00,00,000	1,00,00,000
Total : 02	..	1,00,00,000	1,00,00,000	1,06,43,692
Total : 4225 - Capital Outlay on Welfare of Scheduled Castes, Scheduled Tribes and Other Backward Classes	..	1,00,00,000	1,00,00,000	1,06,43,692

STATEMENT NO 12 -Contd.

Nature of Expenditure (1)	Expenditure during 1999-2000			Expenditure to the end of 1999-2000
	Non Plan (2) Rs	Plan (3) Rs	Total (4) Rs	(5) Rs.
Total B(e)-Welfare of Scheduled Castes Scheduled Tribes and Other Backward Classes	..	1,00,00,000	10,00,000	1.06.43.692
(g) Social Welfare and Nutrition				
4235 Capital Outlay on Social Security and Welfare				
02 Social Welfare				
103 Women's Welfare	17,84,694
104 Welfare of Aged, Infirm & Destitute	91,584
106 Correctional Services	10,97,000
800 Other Expenditure	1,20,11,069
Total : 02	1,49,84,347
Total : 4235-Capital Outlay on Social Security and Welfare	1,49,84,347
Total : B(g)-Social Welfare and Nutrition	1,49,84,347
(h) Others				
4250 Capital Outlay on Other Social Services				
800 Other Expenditure	1,82,057
Total : 4250-Capital Outlay on Other Social Services	1,82,057
Total : B(h)- Others	1,82,057
Total B-Capital Account of Social Services : (a+b+c+e+g+h)	..	36,17,51,370	36,17,51,370	3,08,07,49,802
C. Capital Account of Economic Services				
(a) Capital Account of Agriculture and Allied Activities				
4401 Capital Outlay on Crop Husbandry				
103 Seeds	..	2,19,673	2,19,673	35,10,845
104 Agricultural Farms	..	13,33,460	13,33,460	3,44,63,242
107 Plant Protections	..	48,572	48,572	25,65,272
108 Commercial Crops	..	2,25,627	2,25,627	48,72,085
109 Extension and Training	5,10,851
113 Agricultural Engineering	12,80,871
119 Horticulture and Vegetable Crops	..	1,61,697	1,61,697	97,45,179
190 Investment in Public Sector and Other undertakings	14,19,218
800 Other Expenditure	32,65,452
Total : 4401-Capital Outlay on Crop Husbandry	..	19,89,029	19,89,029	6,16,33,015
4403 Capital Outlay on Animal Husbandry				
101 Veterinary Services and Animal Health	..	8,28,931	8,28,931	5,04,33,834

STATEMENT NO 12 -Contd.

Nature of Expenditure (1)	Expenditure during 1999-2000			Expenditure to the end of 1999-2000
	Non Plan (2) Rs	Plan (3) Rs	Total (4) Rs	(5) Rs.
190 Investment in Public Sector and other Undertakings	
(i) Sikkim Livestock Development Corporation	22,00,000
(ii) Sikkim Livestock Processing Development Corporation	35,00,000
800 Other Expenditure	31,25,667
Total : 4403-Capital Outlay on Animal Husbandry	..	8,28,931	8,28,931	5,92,59,501
4404 Capital Outlay on Dairy Development				
102 Dairy Development Project	1,87,75,792
Total : 4404-Capital Outlay on Dairy Development	1,87,75,792
4405 Capital Outlay on Fisheries				
101 Inland Fisheries	..	8,20,005	8,20,005	2,29,68,538
Total : 4405-Capital Outlay on Fisheries	..	8,20,005	8,20,005	2,29,68,538
4406 Capital Outlay on Forestry and Wild Life				
01 Forestry	38,96,161
105 Forest Produce	38,96,161
Total : 01	38,96,161
070 Communication and Building	..	60,260	60,260	5,35,014
50 Communication	..	9,48,660	9,48,660	57,73,572
51 Building	..	10,08,920	10,08,920	63,08,586
Total : 070	..	10,08,920	10,08,920	63,08,586
Total : 4406-Capital Outlay on Forestry and Wild Life	..	10,08,920	10,08,920	1,02,04,747
4408 Capital Outlay on Food, Storage and Warehousing				
01 Food	..	15,97,098	15,97,098	3,78,20,333
101 Procurement and Supply	30,15,000
800 Other Expenditure	..	15,97,098	15,97,098	4,08,35,333
Total : 01	..	15,97,098	15,97,098	4,08,35,333
02 Storage and Warehousing	..	14,64,889	14,64,889	3,50,10,774
101 Rural Godown Programmes	55,84,353
71 Storage and Warehousing (Under SRD)	..	14,64,889	14,64,889	4,05,95,127
800 Other Expenditure	55,84,353
Total : 02	..	14,64,889	14,64,889	4,05,95,127
Total : 4408-Capital Outlay on Food Storage and Warehousing	..	30,61,987	30,61,987	8,14,30,460

STATEMENT NO 12 -Contd.

Nature of Expenditure	Expenditure during 1999-2000			Expenditure to the end of 1999-2000	
	(1)	Non Plan (2) Rs	Plan (3) Rs	Total (4) Rs	(5) Rs.
4415 Capital Outlay on Agricultural Research and Education					
80 General					
004 Research		11,41,542
Total : 80		11,41,542
Total : 4415-Capital Outlay on Agricultural Research and Education		11,41,542
4425 Capital Outlay on Co-operation					
106 Investment in Multipurpose Rural Co-operatives		34,00,500
107 Investment in Credit Co-operatives		63,74,029
108 Investment in Other Co-operatives		1,03,58,000
190 Investment in Public Sector and Other Undertakings		44,98,932
200 Other Investment					
(i) Investment in Apex Bank		1,00,00,000
(ii) Others		..	3,40,000	3,40,000	15,79,400
Total : 4425 Capital Outlay on Co-operation		..	3,40,000	3,40,000	3,62,10,861
4435 Capital Outlay on Other Agricultural Programmes					
01 Marketing and Quality Control					
101 Marketing Facilities		..	20,00,711	20,00,711	38,87,984
Total : 01		..	20,00,711	20,00,711	38,87,984
60 Others					
Dry Land Agricultural Programme		2,57,741
Total : 60		2,57,741
Total : 4435-Capital Outlay on Other Agricultural Programmes		..	20,00,711	20,00,711	41,45,725
Total : C(a)-Capital Account of Agricultural and Allied Activities		..	1,00,49,583	1,00,49,583	29,57,70,181
C (b)-Capital Account of Rural Development Programme.					
4515 Capital Outlay on Other Rural Development Programme					
101 Panchyat Raj			70,76,373	70,76,373	3,48,30,110
Total : 4515-Capital Outlay on Other Rural Development Programme		..	70,76,373	70,76,373	3,48,30,110
C Total (b)-Capital Account of Rural Development programme			70,76,373	70,76,373	3,48,30,110
4575 Capital Outlay of other Special Area Programme					
60 Capital Account of Other Special Area Programme			5,61,17,380	5,61,17,380	5,61,17,380
Total 4575 Capital Outlay on Other Special Area Programme			5,61,17,380	5,61,17,380	5,61,17,380

STATEMENT NO 12 -Contd.

Nature of Expenditure		Expenditure during 1999-2000			Expenditure to the end of 1999-2000
		Non Plan (2) Rs	Plan (3) Rs	Total (4) Rs	(5) Rs.
	Total C(c) Capital Account of Special Area Programme		5,61,17,380	5,61,17,380	5,61,17,380
C	(d) Capital Account of Irrigation and Flood Control				
4702	Capital Outlay on Minor Irrigation				
800	Other Expenditure		1,99,095	1,99,095	11,47,883
	Total : 4702- Capital Outlay on Minor Irrigation	..	1,99,095	1,99,095	11,47,883
	Total C(d) – Capital Account of Irrigation and Flood Control	..	1,99,095	1,99,095	11,47,883
(e)	Capital Account of Energy				
4801	Capital Outlay on Power Projects				
01	Hydel Generation				
83	Kalez Khola Hydel Scheme				16,06,67,530
84	Rathong Hydel Project	..	1,71,57,487	1,71,57,487	18,57,19,256
85	Rabonchu Hydel Scheme (50:50 % CSS)	..	2,23,62,883	2,23,62,883	14,26,63,885
86	Repair works of Capital Nature	..	79,99,912	79,99,912	3,35,11,735
87	Other Micro Mini Hydel Scheme	..	18,52,531	18,52,531	2,42,29,938
88	Renovation of Old Power House	..	1,78,94,341	1,78,94,341	14,26,62,675
89	Diversion Scheme	..	31,28,871	31,28,871	1,83,25,934
91	Lachung Hydel Scheme Phase II	..	21,61,003	21,61,003	38,60,500
92	Rolep Hydel Scheme	..	35,27,590	35,27,590	1,26,66,415
93	Externally Aided Project	..	34,79,895	34,79,895	34,79,895
94	Renovation and Modernisation of Rongnichu Stage II	..	1,13,86,791	1,13,86,791	5,89,66,527
95	Renovation and Modernisation of Jali Power House	..	1,26,19,586	1,26,19,586	3,53,43,227
(iii)	Meyong Hydel Scheme	13,90,68,814
(iv)	Upper Rongnichu Hydel Scheme	21,82,45,546
(vii)	Generation Schemes through loan from Power Finance Corporation	12,49,96,709
(viii)	Other Schemes	13,26,23,359
(ix)	Rongni Chu Hydel Electric Schemes	4,40,40,942
(x)	Rothak Micro Hydro Schemes	8,95,089
(xi)	Rimbi Micro Hydro Schemes	1,68,90,544
(xii)	North Sikkim Hydel Schemes	6,74,294
(xiii)	Chakung Hydel Schemes	7,03,685
96	Renovation and Modernisation of Rongnichu Stage III (State Sector)	..	4,87,522	4,87,522	4,87,522
97	Renovation and Modernisation of Jali Power Home (State Sector)	..	25,28,254	25,28,254	25,28,254
01/190	Investment in Public Sector and Other Undertaking
60	Investment in Power Development Corporation	..	50,00,000	50,00,000	50,00,000
	Total : 01	..	11,15,86,666	11,15,86,666	1,50,82,52,272
04	Diesel/Gas Power Generation	24,18,732
052	Machinery and Equipment
800	Other Expenditure

STATEMENT NO 12 -Contd.

Nature of Expenditure	Expenditure during 1999-2000			Expenditure to	
	(1)	Non Plan (2) Rs	Plan (3) Rs	Total (4) Rs	the end of 1999- 2000 (5) Rs.
70 Construction/Renovation of Diesel Power House at Gangtok	..	1,07,76,922	1,07,76,922	1,07,76,922	9,84,05,822
Total : 04	..	1,07,76,922	1,07,76,922	1,07,76,922	10,08,24,554
05 Transmission and Distribution					
90 Other Distribution Schemes	..	12,52,03,748	12,52,03,748	12,52,03,748	1,16,26,61,107
800 Other Expenditure	1,74,12,900
Total : 05	..	12,52,03,748	12,52,03,748	12,52,03,748	1,18,00,74,007
06 Rural Electrification					
052 Machinery and Equipment	1,06,32,320
800 Other Expenditure
(91) Rural Electrification Schemes(State Plan)	..	1,69,02,697	1,69,02,697	1,69,02,697	19,63,58,977
(ii) North Sikkim Distribution line	1,10,64,850
(91) Rural Electrification Schemes Financed by Loan From R.E.C.	34,42,97,537
Total 06	..	1,69,02,697	1,69,02,697	1,69,02,697	56,23,53,684
Total : 4801-Capital Outlay on Power Projects	..	26,44,70,033	26,44,70,033	26,44,70,033	3,35,15,04,517
Total : C(e)-Capital Account of Energy	..	26,44,70,033	26,44,70,033	26,44,70,033	3,35,15,04,517
(f) Capital Accounts of Industry and Minerals					
4851 Capital Outlay on Village and Small Industries					
101 Industrial Estates	88,31,520
102 Small Scale Industries	..	2,74,967	2,74,967	2,74,967	1,39,84,310
103 Handloom Industries	24,45,635
Total : 4851-Capital Outlay on Village and Small Industries	..	2,74,967	2,74,967	2,74,967	2,52,61,465
4853 Capital Outlay on Non-ferrous Mining and Metallurgical Industries					
01 Mineral Exploration and Development					
004 Research and Development	5,96,749
Total : 01	5,96,749
60 Other Mining and Metallurgical Industries					
190 Investment in Public Sector and Other Undertaking	..	23,00,000	23,00,000	23,00,000	3,23,49,500
800 Other Expenditure	20,93,604
Total 60	..	23,00,000	23,00,000	23,00,000	3,44,43,104
Total 4853-Capital Outlay on Non-Ferrous Mining and Metallurgical Industries	..	23,00,000	23,00,000	23,00,000	3,50,39,853
4860 Capital Outlay on Consumer Industries					
190 Investment in Public Sector Undertakings					
(i) Investment in Indian Telephone Industries	25,94,282
(ii) Investment in Sikkim Jewels	..	50,00,000	50,00,000	50,00,000	4,13,56,000
(iii) Investment in Roller Flour Mills	1,75,53,929

STATEMENT NO 12 -Contd..

Nature of Expenditure		Expenditure during 1999-2000			Expenditure to the
		Non Plan	Plan	Total	end of 1999-2000
(1)	(2)	(3)	(4)	(5)	
	Rs	Rs	Rs	Rs.	
(iv)	Investment in Sikkim Time Corporation	9,65,04,000
(v)	Ginger Processing Plant	1,00,000
(vi)	Investment in B.O.G.Ltd.	14,03,057
(vii)	Investment in SIDICO	1,00,00,000
(viii)	Investment in Cold Storage	27,90,000
(ix)	Other Industries	5,42,000
(x)	Investment in Joint Venture	50,91,638
102	Food and Beverages				
(xi)	Government Fruit Preservation Factory		23,00,000	23,00,000	57,40,000
47	Tea Development		84,49,413
80	Other Investment		9,73,115
(xii)	Salaries and other Establishment Cost of Centre for Computer and Communication Technology (CCCT)		2,00,000	2,00,000	2,00,000
(xiii)	Investment in M/s Sikkim Precision Industries Ltd.		50,00,000	50,00,000	50,00,000
	Total : 4860-Capital Outlay on Consumer Industries	..	1,25,00,000	1,25,00,000	19,82,97,434
4885	Other Capital Outlay on Industries and Minerals				
01	Investment in Industrial Financial Institution				
190	Investment in Public Sector and Other Undertaking (SIDICO)	..	50,00,000	50,00,000	13,92,50,000
80	General				
800	Other Expenditure	5,20,000
	Total : 4885- Other Capital Outlay on Industries and Minerals	..	50,00,000	50,00,000	13,97,70,000
	Total : C(f)-Capital Account of Industries and Minerals	..	2,00,74,967	2,00,74,967	39,83,68,752
(g)	Capital Account of Transport				
5054	Capital Outlay on Roads and Bridges				
02	Strategic and Border Roads (100% C.S.S.)				
337	Road Works	30,95,16,612
04	District and Other Roads				
337	Road Works	..	16,16,02,606	16,16,02,606	2,26,35,87,927
800	Other Expenditure	12,83,35,921
05	Roads of Inter State Importance				
337	Road Works				
80	General				
800	Other Expenditure	..	65,78,361	65,78,361	75,32,810
	Total : 5054-Capital Outlay on Roads and Bridges	..	16,81,80,967	16,81,80,967	2,70,89,73,270
5055	Capital Outlay on Road Transport				
050	Lands and Buildings	..	9,07,148	9,07,148	4,87,68,853
102	Acquisition of Fleet	..	24,02,145	24,02,145	17,21,08,182
103	Workshop Facilities	..	3,25,753	3,25,753	3,98,52,087

STATEMENT NO 12 -Concl'd.

Nature of Expenditure (1)	Expenditure during 1999-2000			Expenditure to the end of 1999- 2000
	Non Plan (2) Rs	Plan (3) Rs	Total (4) Rs	(5) Rs.
190 Investment in Public Sector and Other Undertakings (Chanmari workshop and Automobile Ltd.)	30,00,000
800 Other Expenditure	64,78,785
Total : 5055- Capital Outlay on Road Transport	..	36,35,046	36,35,046	27,02,07,907
Total : C(g)-Capital Account of Transport	..	17,18,16,013	17,18,16,013	2,97,91,81,177
(j) Capital Account of General Economic Services				
5452 Capital Outlay on Tourism				
01 Tourist Infrastructure				63,56,768
101 Tourist Centre	1,67,66,483
102 Tourist Accommodation	..	21,96,639	21,96,639	
190 Investment in Public Sector and other undertakings				
50 Investment in Sikkim Tourism Development Corporation	..	44,80,000	44,80,000	1,19,60,000
51 Investment in Sikkim Tourism Transport Corporation	2,98,000
800 Other Expenditure *(Construction of Air Field)	..	* 64,66,331	64,66,331	3,19,97,322
Total 01	..	1,31,42,970	1,31,42,970	6,73,78,573
Total : 5452- Capital Outlay on Tourism	..	1,31,42,970	1,31,42,970	6,73,78,573
5465 Investment in General Financial and Trading Institutions				
01 Investment in General Financial and Trading Institutions				
190 Investment in State Bank of Sikkim	40,38,450
02 Investment in Trading Institution				
190 Investment in Public Sector & Other Undertakings (State Trading Corporation of Sikkim)	1,11,37,700
800 Other Expenditure				
1 Expenditure on Account of Purchase of Share from Private Individuals (State Bank of Sikkim Share)	16,69,150
Total : 5465-Investment in General Financial and Trading Institution	1,68,45,300
Total : C(j)-Capital Account of General Economic Services	..	1,31,42,970	1,31,42,970	8,42,23,873
Total C-Capital Account of Economic Services (a+b+d+e+f+g+jj)	..	54,29,46,414	54,29,46,414	7,20,11,43,873
TOTA EXPENDITURE HEADS				
L (Capital Account A+B+C)	..	94,33,58,361	94,33,58,361	10,83,72,66,411

ANNEXURE TO STATEMENT No 12

List of Incomplete Capital Works

Sl. No.	Name of Project	Cost of work + Sanction	Date of Commencement	Target Date of Completion	Revised Cost (if any)	Expenditure upto date	Remarks
Education Department							
1.	6 R/S/B at L.Aritar	8,77,000	15.03.96	31.01.97	8,77,000	8,03,998	
2.	4 R/S/B at Budang	6,62,000	17.07.96	30.04.97	6,62,000	6,41,180	
3.	4/R/S/B at Martam Yangtam	595000	17.07.96	31.04.97	6,27,000	5,90,810	
4.	8/R/S/B at Aho Kiassan	13,05,000	16.06.96	31.12.97	20,00,000	17,24,770	
5.	6/R/S/B at Middle Camp	8,81,000	22.09.96	02.07.97	8,81,000	5,00,354	
6.	4/R/S/B at Rakdong Tintek	6,62,000	25.05.96	25.02.97	6,62,000	5,59,639	
7.	6 R/S/B at Namcheybong	8,44,000	29.05.96	20.05.97	11,15,000	8,88,165	
8.	12/R/S/B at Deorali	25,10,000	25.03.96	31.01.98	41,62,000	36,48,233	
9.	6/R/S/B at Sapley Sardaray	9,17,000	03.09.96	24.06.97	9,17,000	7,87,182	
10.	6 R/S/B at Ringhim	9,09,000	25.07.96	30.04.97	9,09,000	8,06,335	
11.	4/R/S/B at Chiyadara	10,29,000	12.11.96	30.10.97	12,81,000	5,04,647	
12.	6/R/S/B at Gumba Gurpisay	9,17,000	12.11.96	31.01.98	31.01.98	10,16,550	
13.	6 R/S/B at Karak Jogidara	9,64,000	28.08.96	31.08.97	10,64,000	9,15,516	
14.	6/R/S/B at Ben Kabay	9,17,000	07.08.96	31.12.97	10,86,000	4,02,726	
15.	4/R/S/B at Dew Dentam	6,62,000	27.07.96	30.04.97	7,70,000	5,87,087	
16.	4 R/S/B at Dalep	6,62,000	27.05.96	26.02.97	7,62,000	6,29,680	
17.	4 R/S/B at Gumpa Dara	5,76,000	05.12.97	30.09.98	5,76,000	3,42,807	
18.	6 R/S/B at Melli Suintalay	10,13,000	05.12.96	30.09.97	10,13,000	8,94,665	
19.	12 R/S/B at Jorethang	25,24,000	07.03.96	31.01.98	33,96,000	25,02,892	
20.	12 R/S/B at Ravangla	38,75,000	20.07.96	31.03.99	38,75,000	25,53,324	
21.	4/R/S/B at Hee Majgaon	6,62,000	25.05.96	30.04.97	6,62,000	6,33,876	
22.	4 R/S/B at Mangasari	10,33,000	10.06.96	25.05.97	10,33,000	4,46,330	
23.	4 R/S/B at Meyong	5,95,000	30.09.96	30.06.97	5,95,000	5,07,335	
24.	4 R/S/B at Radhu	6,25,000	01.09.96	31.10.97	8,00,000	5,39,919	
25.	6 R/S/B at Nakuchumbung	10,13,000	31.08.96	31.08.97	11,12,000	9,87,480	
26.	6 R/S/B at Reshi	9,02,000	25.06.96	31.07.98	9,02,000	8,33,303	
27.	6 R/S/B at Samdong	9,80,000	29.09.96	31.08.97	10,80,000	9,41,685	
28.	12 R/S/B at Barasamsing	5,17,000	03.10.96	31.07.97	5,17,000	5,17,000	
29.	6 R/S/B at Kaluk	9,86,000	22.11.96	30.10.97	10,91,000	7,39,984	
30.	12 R/S/B at Sombaria	35,65,000	15.07.96	30.04.98	35,65,000	28,93,661	
31.	4 R/S/B at Timborbung	6,81,000	31.08.96	30.06.97	8,20,000	6,46,895	
32.	4 R/S/B at Upper Martam	5,83,000	18.09.98	30.05.99	7,15,770	5,77,813	

ANNEXURE TO STATEMENT No 12 - Contd

List of Incomplete Capital Works

Sl. No.	Name of Project	Cost of work + Sanction	Date of Commencement	Target Date of Completion	Revised Cost (if any)	Expenditure upto date	Remarks
33.	6 R/S/B at Pangthang	11,82,000	13.04.98	31.03.99	11,82,000	7,24,610	
34.	Annexe Block at T.N.A.	84,57,000	06.01.97	04.07.99	84,57,000	78,86,254	
35.	Auditorium at G.D.C, Tadong	1,09,87,000	19.01.97	31.12.99	1,09,87,000	1,09,86,448	
36.	Const. Of Qtr at G.D.C, Tadong	66,02,000	21.01.97	31.03.99	66,02,000	65,40,470	
37.	Annexe Block at Namchi S.S.S.	1,04,19,000	04.08.97	31.08.99	1,04,19,000	58,45,200	
38.	12 R/S/B at Namchi	47,98,000	19.01.98	30.04.2000	47,98,000	27,28,945	
39.	Girls School at Namchi	87,97,780	11.07.97	31.10.98	87,97,780	58,48,414	
40.	G.D.C. at Kamrang (Namchi)	3,28,00,000	19.01.98	30.04.2000	3,28,00,000	51,00,000	
41.	12 R/S/B at Phodong	38,75,000	12.11.96	30.04.98	38,75,000	25,10,462	
42.	Specila repair of various School Building sanctioned under State Plan Marching Share of Central Share (N.C.Works)	1,03,78,000			1,09,78,000	87,32,747	
43.	State Plan Component TFC Work for Construction of Girls Hostel						
(a)	Total Sanction	2,20,00,000			2,20,00,000	1,09,00,000	
(b)	State Plan Component	1,11,00,000					
Public Health Engineering Department							
1.	Revised Estimate for W/S Scheme to Ophthalmic Centre at Boomtar, Near Blind School Namchi	4(740)PHE/98-99/333&368 6,85,000	6.7.2000	By Dec 2000	9,46,000		Total Cost Rs :-16,31,000
2.	Augumentation of Ravongla W/S i/c distribution System	4(480)PHE/96-97/100 26,74,000	01.02.97	31.07.99	..	16,96,000	Work held up by Contractor letter issued to Contractor direction from higher authority awarded
3.	Improvement of W/S distribution system at Rongli Bazar	4(117)PHE/1548 14,68,000	13.06.96	12.06.97 Time extended upto 12.6.2000		9,15,000	95 % Completed
4.	W/S to Govt. Collage at Kamrang Namchi S/Sikkim.	4(642)PHE/97-98/ 36,05,000	02.02.99	01.11.99	..	6,11,000	Work under Progress
5.	Augumentation of Pakyong W/S Scheme	4(655)PHE/97-98/1161 3,02,77,000	21.3.2000	20.9.2002	..	36,60,762	Under Progress

ANNEXURE TO STATEMENT No 12 – Contd.

List of Incomplete Capital Works

Sl. No.	Name of Project	Cost of work + Sanction	Date of Commencement	Target Date of Completion	Revised Cost (if any)	Expenditure upto date	Remarks
Building & Housing Department							
1.	Const of Single unit CL.II qtr for SDM at Pakyong	5,31,000	22.3.99	21.9.99	7,62,000	5,91,000	
2.	Cont of Tashiling Annex Bldg						
1.	Annex I Extension	1,60,00,000	28.1.98	27.7.2001	..	75,00,000	Under Progress
2.	Annex – II	1,84,00,000	26.9.96	25.3.99	2,04,80,000	1,29,00,000	-Do-
3.	Engineering Complex at Ravongla	95,00,000	11.11.99	10.5.2001	..	5,00,000	-Do-
4.	Const of Conference Cum Banquet Hall	4,42,00,000	17.3.99	16.3.2001	..	1,76,00,000	-Do-
5.	Const. Of Chogyal P.T. Namgyal Park	50,00,000	5,00,000	-Do-
6.	Const. Of Guest House at Pakyong	51,42,000	14.10.99	31.1.2001	..	17,00,000	-Do-
7.	Const. Of District Court at Namchi	80,94,000	6.9.96	5.3.98	1,09,00,000	83,00,000	-Do-
Irrigation & Flood Control							
1.	Prov. R/T/. work below Melli Bazar (S/S)	9(577)RTW2000 36,09,840	1.4.2000	31.10.2000	..	1,36,840	Contractor Agreement yet to be done
2.	P/W. at Goshkan Jhora at Namchi S/S	9(251)102 31,31,997	-do-	-do-	..	8,31,486	-do-
3.	P/W. at 16 th Mile Slip at Sombaria Hillay Rd. at Okheray Daramdin	7,20,000	-	31.8.2000	..	16,842	-do-
4.	Pow. CWD and A/E. work at Sallelay slip. Ravongla (S/S)	9(578)CWD/2000 10,48,700	Put to tender		..	40,334	-do-
GANGTOK DIVISION (EST. SIKKIM)							
1.	J/t. work at School Jhora near Rumtek Sec. School, Rumtek	9(579)AO/115 16.3.2000 26,41,773	15.4.2000	14.10.2000		1,02,000	-do-
2.	J/T. work & P/W. of Sec. School Jhora at L/Sichey, E/S	9(583)AO/117 16.03.2000 12,16,424	15.4.2000	14.7.2000		47,000	-do-
3.	F/P/W to the left Bank of Rong- Rong Khola near paper Factory Aho- yangthang, E/S	9(582)P/W/Imri.2000 6,79,521	15.4.2000	14.4.2000	..	21,000	-do-

ANNEXURE TO STATEMENT No 12 - Concl'd

List of Incomplete Capital Works

Sl. No.	Name of Project	Cost of work + Sanction	Date of Commencement	Target Date of Completion	Revised Cost (if any)	Expenditure upto date	Remarks
Urban Development & Housing Department							
1.	Construction of two overhead Fly-Over at approach to Arithang entry point & Lall Market Road	Rs. 74,71,497/- S/o No 4(310)2158 UD&HD of 24.7.99	16.11.96	30.10.99	1,61,99,881	1,41,32,206	Work completed but balance payment spilled over due to fund constraint
2.	Car Parking	Rs. 98,89,889/- S/o No 4/31/857 UD&HD of 20.6.98	21.5.99	20.01.2000	98,89,889	95,81,181	Phase - I works completed

**STATEMENT NO. 13 - STATEMENT SHOWING DETAILS OF INVESTMENT OF
GOVERNMENT IN STATUTORY CORPORATIONS, COMPANIES, BANKS AND
CO-OPERATIVE SOCIETIES ETC., UPTO THE END OF 1999-2000**

Sl. No.	Name of the Concern	Years of Investment	Details of Investment		Face value of each share	Amount invested to the end of 1999-2000	Amount of dividend declared and credited to Government during the year	Remarks
			Type	Number of share and percentage of Government to the total paid capital				
(1)	(2)	(3)	(4)	(5)	(6)	(7)	(8)	(9)
(i) Statutory Corporations								
1	State Bank of Sikkim	1968	Equity Shares	26,000 (63.98%)	100 but called 50	13,00,000	..	
		1993-94		2,38,450	..	During 1993-94 equity share of SBS valued Rs 2,38,450 was purchased by the Government by paying eight times more than its actual value (Rs.19,07,600) to the private parties. The investment amount has now been rectified with the actuals of equity share after detailed reconciliation with State Bank of Sikkim and Government.
		1994-95	*	38,00,000	..	*Detailed information is awaited
					Total	53,38,450	..	
2.	Sikkim Mining Corporation	1960	Equity Shares	29,245 (51%)	100	29,24,500	..	
		1992-93	*	1,22,75,000	..	* Detailed information is awaited
		1995-96	Equity Shares	53,000	100	53,00,000	..	
		1996-97	-do-	53,000	100	53,00,000	..	
		1997-98	*	*	*	19,50,000	..	
		1998-99	Equity Share	23,000 (51.49%)	100	23,00,000	..	
		1999-2000	-do-	23,000 (51.49%)	100	23,00,000	..	
					Total	3,23,49,500	..	

STATEMENT NO.13 - Contd.

Sl. No.	Name of the Concern	Years of Investment	Details of Investment Type	Number of share and percentage of Government to the total paid capital	Face value of each share	Amount invested to the end of 1999-2000	Amount of dividend declared and credited to Government during the year	Remarks
(1)	(2)	(3)	(4)	(5)	(6)	(7)	(8)	(9)
3.	State Trading Corporation	1975-76 to 1978-99	Equity Shares	10,000	100	18,00,000*	..	Misclassification of investment amounting to Rs.8,00,000 during the year 1976-77 has now been rectified after detailed reconciliation with STCS and State Government.
		1979-80	-do-	1,000 (100%)	100	1,00,000	..	
		1989-90	-do-	10,577	100	10,57,700*	..	* Adjusted by making a proforma correction during 1995-96
		1990-91	Equity Shares	*	*	5,00,000	..	* Detailed information awaited
		1991-92	-do-	5,000	100	5,00,000	..	
		1994-95	*	10,00,000	..	
		1995-96	-do-	61,800	100	61,80,000	..	
					Total	1,11,37,700	..	
4.	Sikkim Time Corporation	1976-77 to 1978-79	Equity Share	3,800 (100%)	1,000	38,00,000	..	
		1980-81	-do-	200 (100%)	1,000	2,00,000	..	
		1982-83	-do-	800 (100%)	1,000	8,00,000	..	
		1983-84	*	*	*	4,00,000	..	*Detailed information is awaited
		1985-86	-do-	*	*	3,00,000	..	
		1987-88	-do-	8,900 (100%)	1,000	89,00,000	..	
		1988-89	-do-	*	*	70,00,000	..	*Detailed information is awaited
		1989-90	-do-	1,900 (100%)	1,000	19,00,000	..	
		1990-91	-do-	*	*	1,60,00,000	..	

STATEMENT NO.13 - Contd.

Sl. No.	Name of the Concern	Years of Investment	Details of Investment		Face value of each share	Amount invested to the end of 1999-2000	Amount of dividend declared and credited to Government during the year	Remarks
			Type	Number of share and percentage of Government to the total paid capital				
(1)	(2)	(3)	(4)	(5)	(6)	(7)	(8)	(9)
		1991-92	-do-	6,454 (100%)	1,000	64,54,000	..	
		1992-93	Equity Share	12,809 (100%)	1,000	1,28,09,000	..	
		1993-94	-do-	17,191 (100%)	1,000	1,71,91,000	..	
		1995-96		10,000 (100%)	1,000	1,00,00,000	..	
		1996-97	*	*	*	7,50,000	*..	* As per the records of this office an amount of Rs.7.50 Lakhs has been booked as investment during the year 1996-97. But according to the corporation they have not received any money from State Government. Reply from Government is awaited.
		1998-99	Equity Shares	10,000 (100%)	1,000	1,00,00,000		
				Total		9,65,04,000		
5.	Sikkim Industrial Development and Investment Corporation	1977-78	Equity Share	830 (100%)	1,000	8,30,000	..	* As per the decision of the State Government (Finance Deptt.) dated 27.7.88. "It shall open for the company with prior approval of IDBI to credit the dividend accruing and payable to IDBI and the State Government to a special Reserve fund to which only the IDBI and State Government concerned shall have any claim in the event of winding up of liquidation of the company and the amount
		1978-79	-do-	1,300 (100%)	1,000	13,00,000	..	
		1979-80	-do-	1,000 (100%)	1,000	10,00,000	..	
		1980-81	-do-	1,000 (100%)	1,000	10,00,000	..	
		1981-82	-do-	1,000 (100%)	1,000	10,00,000	..	

STATEMENT NO.13 - Contd.

Sl. No.	Name of the Concern	Years of Investment	Details of Investment		Face value of each share	Amount invested to the end of 1999-2000	Amount of dividend declared and credited to Government during the year	Remarks	
			Type	Number of share and percentage of Government to the total paid capital					
(1)	(2)	(3)	(4)	(5)	(6)	(7)	(8)	(9)	
		1982-83	-do-	1,800 (100%)	1,000	18,00,000	..	to special reserve fund may be utilised by the company only for such purpose as are approved by the State Government and the IDBI. No dividend shall be payable other wise that out of the profits of the year or the period or any other undistributed profits of company and no dividend shall carry interest as against the Company ”.	
		1983-84	-do-	2,200 (100%)	1,000	22,00,000	..		
		1984-85	Equity Share	2,000 (100%)	1,000	20,00,000	..		
		1985-86	-do-	1,800 (100%)	1,000	18,00,000	..		
		1986-87	-do-	2,700 (100%)	1,000	27,00,000	..		
		1987-88	-do-	6,300 (100%)	1,000	63,00,000	..		
		1988-89	-do-	5,170 (100%)	1,000	51,70,000	..		
		1989-90	-do-	8,550 (100%)	1,000	85,50,500	..		
		1990-91	-do-	6,000 (100%)	1,000	60,00,000	..		
		1991-92	-do-	8,000 (100%)	1,000	80,00,000	..		
		1992-93	-do-	5,000 (100%)	1,000	50,00,000	..		
		1993-94	-do-	6,000 (100%)	1,000	60,00,000	..		
		1994-95	-do-	5,000 (100%)	1,000	1,50,00,000	..		Investment of Rs. 1 Crore had been shown in SITCO instead of SIDICO has now been rectified after detailed reconciliation

STATEMENT NO.13 - Contd.

Sl. No.	Name of the Concern	Years of Investment	Details of Investment		Face value of each share	Amount invested to the end of 1999-2000	Amount of dividend declared and credited to Government during the year	Remarks
			Type	Number of share and percentage of Government to the total paid capital				
(1)	(2)	(3)	(4)	(5)	(6)	(7)	(8)	(9)
		1995-96	*	*	*	2,55,00,000	..	As per our account an amount of Rs. 2,55,00,000 has been booked as investment. However, corporation stated that they have received only Rs.1.00 crore as restructuring grants, Rs.1.50 crores as Chief Minister's Rojgar Yojana and Rs.1.05 crores as share capital. Reply from the Government is awaited.
		1996-97	*	*	*	3,00,00,000	..	As per our account an amount of Rs.3.00 crores was drawn and booked as investment. However, corporation stated that they have received Rs.2.00 crores as restructuring Grants and Rs.1.00 crore as Chief Ministers Rojgar Yojana. Reply from the Government is awaited.
		1997-98	*	*	*	1,31,00,000	..	As per our account an amount of Rs.1.31 crores have been booked as investment. But the corporation stated that they received Rs.76.00 lakhs as share capital and Rs.55.00 lakhs as restructuring grants from Government. Reply from Government is awaited.
		1999-2000	*	*	*	50,00,000	..	* Detailed information awaited.
					Total	14,92,50,500		
6.	Sikkim Livestock Development Corporation	1976-77	Equity Share	1,400 (100%)	1,000	14,00,000	..	

STATEMENT NO.13 - Contd.

Sl. No.	Name of the Concern	Years of Investment	Details of Investment Type	Number of share and percentage of Government to the total paid capital	Face value of each share	Amount invested to the end of 1999-2000	Amount of dividend declared and credited to Government during the year	Remarks
(1)	(2)	(3)	(4)	(5)	(6)	(7)	(8)	(9)
		1979-80	-do-	800 (100%)	1,000	8,00,000	..	
					Total	22,00,000		
7.	Sikkim Livestock Development and Processing Corporation	1988-89 & 1989-90	-do-	35,000 (100%)	100	35,00,000	..	
					Total	35,00,000	..	
8.	Sikkim Tourism Development Corporation	1997-98	*	*	*	30,00,000	..	* Detailed information is awaited.
		1998-99	*	*	*	44,80,000	..	
		1999-2000				44,80,000	..	
					Total	1,19,60,000		
9.	Sikkim Tourism Transport Corporation	1992-93	*	*	*	2,98,000	..	
10.	Power Development Corporation	1999-2000	*	*	*	50,00,000	..	-do-
Total-Statutory Corporation:						31,75,38,150		
(ii) Companies								
11.	Sikkim Jewels Company	1972	*	4,100 (100%)	100	4,10,000	..	*Detailed information is awaited
		1990-91	*	*	*	90,00,000	..	
		1991-92	Equity Share	43,460 (100%)	100	43,46,000	..	
		1992-93	Equity Share	10,000 (100%)	100	10,00,000	..	
		1994-95	-do-	5,000	1,000	50,00,000	..	
		1995-96	-do-	9,100 (100%)	1,000	91,00,000	..	
		1997-98	-do-	75,000	100	75,00,000	..	

STATEMENT NO.13 - Contd.

Sl. No.	Name of the Concern	Years of Investment	Details of Investment Type	Number of share and percentage of Government to the total paid capital	Face value of each share	Amount invested to the end of 1999-2000	Amount of dividend declared and credited to Government during the year	Remarks
(1)	(2)	(3)	(4)	(5)	(6)	(7)	(8)	(9)
		1999-2000	-do-	50,000 (100%)	100	50,00,000		
				Total		4,13,56,000	..	
12.	Sikkim Distilleries Ltd.	1962-63	Preference Share	350 (100%)	100	35,000	..	
		1962-63	Equity Share	34,963	5	1,74,815	..	The bonus dividend of such investment were converted into equity share in each year . At the end of 1995-96 the position of Government Share and face value of share has increased to Rs.2,41,24,085
		At the end of 1995-96	-do-	48,24,817	5	2,41,24,085	..	
				Total		2,41,59,085		
13.	Star Cinema*	1962	Share Capital	1,750	100	1,75,000		
14.	Denzong Cinema *	1962	Share Capital	1,750	100	1,75,000	..	*Detailed information is awaited
15.	Sikkim Flour Mills Limited	1977-78 to 1979-80	Equity Share	43,000	1,000	43,00,000	..	
		1980-81	-do-	900	1,000	9,00,000	..	
		1981-82	-do-	2,900	1,000	29,00,000	..	
		1982-83	-do-	1,100	1,000	11,00,000	..	
		1984-85	-do-	10,000	100	10,00,000	..	
		1985-86	-do-	600	1,000	6,00,000	..	
		1986-87	-do-	1,700	1,000	17,00,000	..	
		1987-88	-do-	1,100	1,000	11,00,000	..	
		1988-89	-do-	*	*	8,00,000	..	
		1989-90	Equity Share	3,325 (100%)	1,000	3,32,500	..	

STATEMENT NO.13 - Contd.

Sl. No.	Name of the Concern	Years of Investment	Details of Investment		Face value of each share	Amount invested to the end of 1999-2000	Amount of dividend declared and credited to Government during the year	Remarks
			Type	Number of share and percentage of Government to the total paid capital				
(1)	(2)	(3)	(4)	(5)	(6)	(7)	(8)	(9)
		1990-91	-do-	*	*	18,00,000		
		1991-92	-do-	500	1,000	5,00,000	..	
					Total	1,70,32,500	..	
16	Cold Storage	1987-88	*	*	*	11,00,000	..	*Detailed information is awaited
		1988-89	*	*	*	5,00,000	..	
		1989-90	*	*	*	1,90,000	..	
		1992-93	Equity Shares	1,000 (100%)	1,000	10,00,000	..	
					Total	27,90,000	..	
17	Government Fruit Preservation Factory	1985-86	-do-	1,040	1,000	10,40,000	..	
		1986-87	-do-	2,400	1,000	24,00,000	..	
		1999-2000	-do-	2,300 (100%)	1,000	23,00,000	..	
					Total	54,40,000	..	
18	Indian Telephone Industries	1990-91	*	*	*	9,90,606	..	
		1991-92	*	*	*	12,05,427	..	
		1992-93	*	*	*	3,98,249	..	
			*			Total	25,94,282	..
19	Ginger Processing Plant	1990-91	Equity Share	*	*	1,00,000	..	*Detailed information is awaited
20.	Tea Development	1975-76	*	*	*	14,59,000	..	* Detailed information is awaited
		1991-92	*	*	*	4,79,913	..	
		1992-93	*	*	*	14,49,000	..	
		1994-95	*	*	*	5,00,000	..	
		1995-96	*	*	*	25,00,000	..	
		1996-97	*	*	*	15,64,000	..	
		1998-99	*	*	*	4,97,500	..	
					Total	84,49,413	..	

STATEMENT NO.13 - Contd.

Sl. No.	Name of the Concern	Years of Investment	Details of Investment		Face value of each share	Amount invested to the end of 1999-2000	Amount of dividend declared and credited to Government during the year	Remarks
			Type	Number of share and percentage of Government to the total paid capital				
(1)	(2)	(3)	(4)	(5)	(6)	(7)	(8)	(9)
21.	Investment in B.O.G.Ltd.	1990-91	*	*	*	5,948		
		1991-92	*	*	*	13,97,109		
					Total	14,03,057		
22.	Chanmari Work Shop and Automobiles Ltd.	1988-89	*	*	*	30,00,000		*Detailed information is awaited
23	M/S Sikkim Precision Industries Ltd	1999-2000	Equity Share	5,000 (100%)	1,000	50,00,000		
					Total Companies	11,16,74,337		
(iii)	Bank and Co-operative Societies							
24.	State Bank of India	1966	Equity Shares	75	350	26,250	..	
25.	Sikkim Consumers Co-operative Society	1975-76	-do-	12,320	25	3,08,000	..	
		1976-77		4,000	25	1,00,000	..	
		1997-98	*	*	*	2,00,000	..	* Detailed information is awaited
					Total	6,08,000	..	
26.	NPCS	1997-98	*	*	*	3,50,000	..	*Detailed information is awaited
27.	Investment in Apex Co-operative Bank	1996-97	*	*	*	10,00,000		
		1997-98	*	*	*	45,00,000		
		1998-99	*	*	*	45,00,000		
					Total	1,00,00,000		
28.	Joint Ventures	1992-93	*	*	*	8,00,000	..	* Detailed information is awaited
		1994-95	*	*	*	42,91,638		
					Total	50,91,638		

STATEMENT NO.13 - Concl'd.

Sl. No.	Name of the Concern	Years of Investment	Details of Investment Type	Number of share and percentage of Government to the total paid capital	Face value of each share	Amount invested to the end of 1999-2000	Amount of dividend declared and credited to Government during the year	Remarks
(1)	(2)	(3)	(4)	(5)	(6)	(7)	(8)	(9)
29.	Wood Working Centre, Singtam *	1977-78	Equity Shares	1,020	100	1,02,000	..	
Total - Bank and Co-operative Societies						1,61,77,888	72,39,325**	
GRAND TOTAL						44,53,90,375		

** During this year Government received Total dividend of Rs. 72,39,325. The details of Corporation/ Companies from which the dividend received still awaited.

**RECONCILIATION STATEMENT BETWEEN STATEMENT NO.12
AND STATEMENT NO.13 DURING 1999-2000**

Investment as per Statement No.12	Rs.	Investment as per Statement No.13	Rs.
4801 Capital Outlay on Power Project			
01 Hydel Generation			
190 Investment in Public Sector and Other Undertaking	50,00,000	Investment in Power Development Corporation	50,00,000
4853 Capital Outlay on Non Ferrous Mining and Metallurgical Industries			
60 Other Mining and Metallurgical Industries Investment in Public Sector and other undertaking (Sikkim Mining Corporation	23,00,000	Sikkim Mining Corporation	23,00,000
4860 Capital Outlay on Consumer Industries			
Investment in Sikkim Jewels Company	50,00,000	Sikkim Jewels Company	50,00,000
Govt. Fruit Preservation Factory	23,00,000	Govt. Fruit Preservation Factory	23,00,000
Investment in M/S Precision Industries Ltd.	50,00,000	M/S Precision Industries Ltd.	50,00,000
4885 Capital Outlay on Industries and Minerals			
01 Investment in Industrial Financial Institution			
190 Investment in Public Sector and Other Undertakings	50,00,000	Investment in SIDICO	50,00,000
5452 Capital Outlay on Tourism			
Investment in Public Sector and Other Undertaking Investment in Sikkim Tourism Development Corporation	44,80,000	Investment in Sikkim Tourism Development Corporation	44,80,000

**STATEMENT NO.14 - STATEMENT SHOWING THE CAPITAL AND OTHER EXPENDITURE
(OTHER THAN ON REVENUE ACCOUNT) TO THE END OF 1999-2000 AND THE PRINCIPAL SOURCES
FROM WHICH THE FUND WERE PROVIDED FOR THE EXPENDITURE**

	On 1 st April 1999	During the year 1999-2000	On 31 st March 2000
	<i>(In lakhs of rupees)</i>		
CAPITAL AND OTHER EXPENDITURE			
Capital Expenditure			
A	Capital Account of General Services	5167.12	386.61
		<u>5167.12</u>	<u>386.61</u>
B	Capital Account of Social Services		5553.73
(a)	Education, Sports, Art and Culture	4812.78	340.17
(b)	Health and Family Welfare	5451.91	168.99
(c)	Water Supply, Sanitation, Housing and Urban Development	16767.19	3008.35
(e)	Welfare of Scheduled Castes, Scheduled Tribes and Other Backward Classes	6.44	100.00
(g)	Social Welfare and Nutrition	149.84	-
(h)	Others	1.82	-
		<u>1.82</u>	<u>1.82</u>
	Total B - Capital Account of Social Services	27189.98	3617.51
		<u>27189.98</u>	<u>3617.51</u>
C	Capital Account of Economic Services		
(a)	Capital Account of Agriculture and Allied Activities	2857.20	100.50
(b)	Capital Account on other Rural Development Programme	277.54	70.76
(d)	Capital Account on Minor Irrigation	9.49	1.99
(e)	Capital Account of Energy	30870.35	2644.70
(f)	Capital Account of Industry and Minerals	3810.94	200.75
(g)	Capital Account of Transport	28073.66	1718.16
(v)	Capital Account of General Economic Services	702.80	131.43
		<u>702.80</u>	<u>131.43</u>
	Total C - Capital Account of Economic Services	66601.98	5429.46
		<u>66601.98</u>	<u>5429.46</u>
	Total Capital Expenditure	98959.08	9433.58
		<u>98959.08</u>	<u>9433.58</u>
	Loans and Advances		
	Loans and Advances for various Services		
(i)	Social and Community Services	43.60	-
(ii)	General Economic Services	0.02	-
(iii)	Agriculture and Allied Services	85.99	(-) 2.56
(iv)	Industry and Minerals	384.50	-
(v)	Transport and Communication	1.38	-
(vi)	Loans to Government Servants, etc.	421.80	9.38
(vii)	Miscellaneous Loans	50.33	-
		<u>50.33</u>	<u>50.33</u>
	Total - Loans and Advances	987.62	6.82
		<u>987.62</u>	<u>6.82</u>
	Appropriation to Contingency Fund	100.00	-
		<u>100.00</u>	<u>100.00</u>
	Total - Capital and Other Expenditure	100046.69	9440.40
		<u>100046.69</u>	<u>9440.40</u>

STATEMENT NO.14 Concl'd.

	On 1 st April 1999	During the year 1999-2000	On 31 st March 2000
	<i>(In lakhs of rupees)</i>		
Principal Sources of Funds			
Revenue Surplus/Deficit	<u>43502.70</u>	<u>185.89</u>	<u>43688.59</u>
Debt			
Internal Debts the of State Government Loans and Advances from the Central Government	17066.54	8007.77	25074.31
Small Savings, Provident Funds etc.	<u>18725.05</u> <u>14575.37</u>	<u>5263.00</u> <u>3996.77</u>	<u>23988.05</u> <u>18572.14</u>
Total - Outstanding Debt	<u>50366.96</u>	<u>17267.54</u>	<u>67634.50</u>
Other Receipts			
Contingency Fund	100.00	(-) 10.00	90.00
Reserve Fund	964.44	1054.63	2019.07
Net - Balances under Deposits and Advances etc., other than those shown separately	244.45	(-) 597.45	353.00
Remittances	<u>3195.85</u>	(-) <u>96.63</u>	<u>3099.22</u>
Total Other Receipts	<u>4504.74</u>	<u>350.55</u>	<u>4855.29</u>
Total - Debt and Other Receipts	<u>54871.70</u>	<u>17618.09</u>	<u>72489.79</u>
Deduct			
(i) Cash Balances	(-) 1580.35	8343.20	6762.85
(ii) Investments	(-) <u>21.38</u>	<u>20.38</u>	(-) <u>1.00</u>
Net Provision of Funds	99976.13	9440.40	109416.53

**B - DEBT, CONTINGENCY FUND
AND PUBLIC ACCOUNT**

4

THE UNIVERSITY OF CHICAGO
LIBRARY

**STATEMENT NO.15 - DETAILED STATEMENT OF RECEIPTS, DISBURSEMENTS AND BALANCES
UNDER HEADS OF ACCOUNTS RELATING TO DEBT, CONTINGENCY FUND AND PUBLIC ACCOUNT**

Head of Account 1	Opening Balance 2	Receipts 3	Disbursements 4	Closing Balance 5
	Rs.	Rs.	Rs.	Rs.
PART I : CONSOLIDATED FUND				
Receipt Heads(Revenue Account)(a)		15,11,83,10,623		
Expenditure Heads (Revenue Account)(b)			15,09,97,21,992	
Expenditure Heads(Capital Account)(b)			94,33,58,361	
E - Public Debts(c)				
6003 - Internal Debt of State Government	Cr 1,70,66,54,831	82,76,12,000	2,68,35,010	Cr 2,50,74,31,821
6004 - Loans and Advances from the Central Government	Cr 1,87,25,04,853	63,96,80,000	11,33,80,437	Cr 2,39,88,04,416
Total : E - Public Debt (c)	Cr <u>3,57,91,59,684</u>	<u>1,46,72,92,000</u>	<u>14,02,15,447</u>	Cr <u>4,90,62,36,237</u>
F - Loans and Advances(d)				
Loans and Advances by the State Government	Dr 9,87,62,490	1,06,90,868	1,13,73,517	Dr 9,94,45,139
7999 - Appropriation to Contingency Fund				
201 - Appropriation to Contingency Fund	Dr 50,00,000	-	-	Dr 1,00,00,000 *
Total Part I Consolidated Fund		<u>16,59,62,93,491</u>	<u>16,19,46,69,317</u>	
PART II - CONTINGENCY FUND				
8000 - Contingency Fund Appropriation from the Consolidated fund	Cr 1,00,00,000	-	-	Cr 1,00,00,000
2202 - Education			10,00,000	Dr 10,00,000
Total : Part II Contingency Fund	Cr <u>1,00,00,000</u>	<u>-</u>	<u>10,00,000</u>	Cr <u>90,00,000</u>
PART III - PUBLIC ACCOUNT				
I - Small Savings, Provident Funds, etc.				
(b) - Provident Funds				
8009 - State Provident Funds				
01 - Civil				
101 - General Provident Funds	Cr 1,42,12,08,637	55,50,85,860	16,61,72,107	Cr 1,81,01,22,390
8011 - Insurance and Pension Funds				
105 - State Government Insurance Funds	Cr 2,64,065	-	-	Cr 2,64,065

* Intimation regarding appropriation to Contingency Fund in earlier year was received late accordingly the same has been included in this year account.

STATEMENT No. 15 Contd.

Head of Account 1	Opening Balance 2	Receipts 3	Disbursements 4	Closing Balance 5
	Rs.	Rs.	Rs.	Rs.
107 - State Govt. Employees Group Insurance Scheme	Cr 3,60,65,128	1,29,53,008	21,90,013	Cr 4,68,28,123
Total 8011 - Insurance and Pension Fund	Cr 3,63,29,193	1,29,53,008	21,90,013	Cr 4,68,28,123
Total : I Small Savings, Provident Funds Etc.	Cr 1,45,75,37,830	56,80,38,868	16,83,62,120	Cr 1,85,72,14,578
J - Reserve Funds				
(b) Reserve Funds not bearing interest				
8222 - Sinking Fund				
01 - Appropriation for reduction or Avoidance of Debt				
101 - Sinking Fund	Cr 5,91,06,000	4,19,73,000	-	10,10,79,000
Total : 8222 Sinking Fund	Cr 5,91,06,000	4,19,73,000	-	10,10,79,000
8223 - Famine Relief Fund				
101 - Famine Relief Fund Gross Balance	Cr 33,800	-	-	Cr 33,800
Total 8223 - Famine Relief Fund	Cr 33,800	-	-	Cr 33,800
8226 - Depreciation/Renewal Reserve Fund				
101 - Depreciation Reserve Funds of Government Commercial Departments/Undertakings				
Gross Balance	Cr 88,74,066	-	88,74,066 *	
Investments	Dr 45,83,830	45,83,830 *	-	
Total Gross Balance	Cr 88,74,066	-	88,74,066	
Investments	Dr 45,83,830	45,83,830	-	
8229 - Development and Welfare Funds				
102 - Development Funds for Medical and Public Health Purposes Hospital Funds Gross Balance				
	Cr 916	-	916	
Total : 8229 Development and Welfare Funds	Cr 916	-	916	
8235 - General and Other Reserve Funds				
111 - Calamity Relief Fund	Cr 2,27,29,423	13,11,00,000	9,27,99,117	Cr 6,10,30,306

* For further details of adjustment see Major Head 0058 Stationery & Printing and 1055 Road Transport in Statement No.10.

STATEMENT No. 15 Contd.

Head of Account 1	Opening Balance 2	Receipts 3	Disbursements 4	Closing Balance 5
	Rs.	Rs.	Rs.	Rs.
200 - Other funds				
(i) Special Fund for Compensatory Aforestation	Cr 56,98,657	3,12,81,904	18,00,800	Cr 3,51,79,761
Total : 8235 - General and Other Reserve Funds	Cr 2,84,28,080	16,23,81,904	9,45,99,917	Cr 9,62,10,067
Total: J Reserve Funds				
Gross Balance	Cr 9,64,42,862	20,43,54,904	10,34,74,899	Cr 19,73,22,867
Investment	Dr 45,83,830	45,83,830	-	-
K - Deposits and Advances				
(b) Deposits not Bearing Interest				
8443 - Civil Deposits				
101 - Revenue Deposits	Cr 2,82,70,608	33,929	-	Cr 2,83,04,537
102 - Custom and Opium Deposits	Cr 15,552	-	-	Cr 15,552
103 - Security Deposits	Dr 69,44,592	9,502	-	Dr 69,35,090
104 - Civil Court Deposits	Cr 1,09,98,819	8,04,442	-	Cr 1,18,03,261
106 - Personal Deposits	Cr 6,684	20,289	-	Cr 26,973
107 - Trust Interest Funds	Cr 2,78,886	-	-	Cr 2,78,886
108 - Public Works Deposits	Cr 1,66,93,949	3,40,33,876	2,78,61,248	Cr 2,28,66,577
109 - Forest Deposits	Dr 79,30,893	1,83,67,427	2,03,82,115	Dr 99,45,581
111 - Other Departmental Deposits	Cr 2,16,022	-	-	Cr 2,16,022
115 - Deposits received by Government Commercial Undertakings	Cr 23,641	-	-	Cr 23,641
117 - Deposits for Work done for Public Bodies or Private Individuals	Cr 1,61,090	38,492	-	Cr 1,99,582
118 - Deposits of Fees received by Government Servants for work done for Private Bodies	Cr 2,196	9,203	-	Cr 11,399
121 - Deposits in connection with Election	Cr 2,95,765	2,40,931	-	Cr 5,36,696
123 - Deposits of Educational Institution	Cr 21,500	-	-	Cr 21,500
800 - Other Deposits	Cr 1,49,51,181	5,94,420	-	Cr 1,55,45,601
Total: (b) Deposits not Bearing Interest	Cr 5,70,60,408	5,41,52,511	4,82,43,363	Cr 6,29,69,556

STATEMENT No. 15 Contd.

Head of Account 1		Opening Balance 2	Receipts 3	Disbursements 4	Closing Balance 5
		Rs.	Rs.	Rs.	Rs.
C - Civil Advances					
8550 - Civil Advances					
101 - Forest Advances	Dr	1,50,229	-	-	Dr 1,50,229
104 - Other Advances	Dr	17,18,350	4,500	36,441	Dr 17,50,291
Total : (c) - Civil Advances	Dr	18,68,579	4,500	36,441	Dr 19,00,520
Total:K - Deposits & Advances	Cr	5,51,91,829	5,41,57,011	4,82,79,804	Cr 6,10,69,036
L - Suspense and Miscellaneous					
(b) Suspense					
8658 - Suspense Accounts					
102 - Suspense Account (Civil)	Dr	7,34,479	(-) 57,47,804	4,58,15,302	Dr 5,22,97,585
107 - Cash Settlement Suspense Account	Dr	948	-	-	Dr 948
Total: 8658 - Suspense	Dr	7,35,427	(-) 57,47,804	4,58,15,302	Dr 5,22,98,533
Total: (b) - Suspense	Dr	7,35,427	(-) 57,47,804	4,58,15,302	Dr 5,22,98,533
(c) Other Accounts					
8670 - Cheques and Bills					
103 - Departmental Cheques (Lotteries)	Cr	6,31,78,116	90,75,20,158	89,01,44,033	Cr 8,05,54,241
104 - Treasury Cheques	Dr	5,68,62,370	4,03,81,52,535	4,08,04,16,975	Dr 9,91,26,810
Total: 8670 - Cheques and Bills	Cr	63,15,746	4,94,56,72,693	4,97,05,61,008	Dr 1,85,72,569
8671 - Departmental Balances					
101 - Civil	Dr	3,26,24,278	8,65,18,758	7,56,84,979	Dr 2,17,90,499
Total : 8671-Departmental Balances	Dr	3,26,24,278	8,65,18,758	7,56,84,979	Dr 2,17,90,499
8672 - Permanent Cash Imprest					
101 - Civil	Dr	37,03,324	1,18,900	1,21,600	Dr 37,06,024
Total: 8672 - Permanent Cash Imprest	Dr	37,03,324	1,18,900	1,21,600	Dr 37,06,024
8673 - Cash Balance Investment Account					
101 - Cash Balance Investment Account	Cr	21,38,072	34,79,61,928	35,00,00,000	Cr 1,00,000
Total: 8673 - Cash Balance Investment Account	Cr	21,38,072	34,79,61,928	35,00,00,000	Cr 1,00,000

STATEMENT No. 15 Concl'd.

Head of Account 1		Opening Balance 2 Rs.	Receipts 3 Rs.	Disbursements 4 Rs.	Closing Balance 5 Rs.
Total: (C) Other Account	Dr	2,78,73,784	5,38,02,72,279	5,39,63,67,587	Dr 4,39,69,092
Total: L - Suspense and Miscellaneous	Dr	2,86,09,211	5,37,45,24,475	5,44,21,82,889	Dr 9,62,67,625
M - Remittances					
(a) Money Orders and Other Remittance					
8782 - Cash Remittances and Adjustments between Officers rendering accounts to the same Accounts Officer					
102 - Public Works Remittances	Cr	30,77,85,022	1,44,44,23,761	1,46,17,36,797	Cr 29,04,71,986
103 - Forest Remittances	Cr	1,77,45,927	12,65,23,088	12,79,75,224	Cr 1,62,93,791
108 - Other Departmental Remittances					
(i) Sikkim Nationalised Transport	Dr	9,46,649	26,51,02,762	26,10,00,650	Cr 31,55,463
(ii) State Lotteries	Dr	50,00,000	28,26,50,241	27,76,50,241	-
Total: 8782 - Cash Remit- tances and Adjust- ment between officer rendering accounts to the same Accounts Officer	Cr	31,95,84,300	2,11,86,99,852	2,12,83,62,912	Cr 30,99,21,240
Total: (a) - Money Orders and Other Remittances	Cr	31,95,84,300	2,11,86,99,852	2,12,83,62,912	Cr 30,99,21,240
(b) Inter-Government Adjustment Account					
8786 - Adjusting Account between Central and State Governments					
Other Items:					
Total: 8786 - Adjusting Account between Central and State Government	Dr	81,690	-	-	Dr 81,690
Total: (b) - Inter Govern- ment Adjustment Account	Dr	81,690	-	-	Dr 81,690
Total: M - Remittances	Cr	31,95,02,610	2,11,86,99,852	2,12,83,62,912	Cr 30,98,39,550
Total: Part III Public Account	Cr	1,89,54,82,090	8,32,43,58,940	7,89,06,62,624	Cr 2,32,91,78,406
Total: Receipts/Disbursement (Part I, II, and III)			24,92,06,52,431	24,08,63,31,941	
N.-Cash Balance					
8999 - Cash Balance					
Total - N - Cash Balance			(-) 15,80,35,160	67,62,85,330	
GRAND TOTAL			24,76,26,17,271	24,76,26,17,271	

**STATEMENT NO.16-DETAILED STATEMENT OF DEBT AND OTHER INTEREST
BEARING OBLIGATIONS OF GOVERNMENT**

Description of Debt	Balance on 1st April, 1999	Additions during the year	Discharge during the year	Balance on 31st March, 2000
1	2	3	4	5
	Rs	Rs	Rs	Rs.
E - Public Debt				
6003 Internal debt of the State Government				
101 (a) Market Loan	1,39,91,00,000	45,90,00,000	..	1,85,81,00,000
103 Loans from Life Insurance Corporation of India	3,49,35,000 *	23,72,00,000	20,46,000	27,00,89,000
104 Loans from General Insurance Corporation of India	55,96,000 *	37,00,000	4,76,000	88,20,000
108 Loans from National Co-operative Development Corporation	79,42,100 *	..	11,82,300	67,59,800
109 Loans from other Institutions :				
(a)Loans from IDBI	.. *
(b)Loans from Rural Electrification Corporation	24,32,01,731 -	..	1,77,06,710	22,54,95,021
(c)Loans from National Insurance Corporation	1,63,80,000 *	37,00,000	9,24,000	1,91,56,000
(d)Loans from Power Finance Corporation	(-) 5,00,000 *	50,00,000	45,00,000	..
(e)Loans from Oriental Insurance Corporation
(f)Loans from the NABARD	..	11,90,12,000	..	11,90,12,000
Total : 6003-Internal debt of the State Government	<u>1,70,66,54,831</u>	<u>82,76,12,000</u>	<u>2,68,35,010</u>	<u>2,50,74,31,821</u>
6004 Loans and Advances from the Central Government				
01 Non Plan Loans				
102 Share of Small Savings Collections	39,15,78,349	9,81,00,000	1,32,45,000	47,64,33,349
201 House Building Advances	44,44,289	8,59,000	7,01,805	46,01,484
Total : 01 - Non-Plan Loans	<u>39,60,22,638</u>	<u>9,89,59,000</u>	<u>1,39,46,805</u>	<u>48,10,34,833</u>
02 Loans for State/Union Territory Plan Schemes				
101 Block Loans	1,20,92,75,712	28,82,05,000	4,94,08,810	1,44,80,71,902
104 Consolidated Block Loan 1984-89	8,86,14,000	..	1,47,69,000	7,38,45,000
Total : 02 - Loans for State/Union Territory Plan Schemes	<u>1,29,78,89,712</u>	<u>28,82,05,000</u>	<u>6,41,77,810</u>	<u>1,52,19,16,902</u>
04 Loans for Centrally Sponsored Plan Scheme				
(a) Police				
(i) Modernisation of Police Force	75,40,680	..	3,67,870	71,72,810
(ii) India Reserve Battalion	98,00,000	..	36,00,000	62,00,000
Total (a) - Police	<u>1,73,40,680</u>	<u>..</u>	<u>39,67,870</u>	<u>1,33,72,810</u>

STATEMENT NO.16-Contd.

Description of Debt	Balance on 1st April, 1999	Additions during the year	Discharge during the year	Balance on 31st March, 2000
1	2	3	4	5
	Rs	Rs	Rs	Rs.
(b) Soil and Water Conservation				
(i) Integrated Soil Conservation in Himalayas	32,78,659	..	8,52,210	24,26,449
(ii) Soil Conservation in the Catchment of River Valley Teesta	3,21,32,746	..	35,95,935	2,85,36,811
Total (b) - Soil and Water Conservation	<u>3,54,11,405</u>	<u>..</u>	<u>44,48,145</u>	<u>3,09,63,260</u>
(c) Dairy Development	2,38,697	..	79,567	1,59,130
(d) Roads of Economic Importance	19,14,000	..	1,62,000	17,52,000
(e) Integrated Development of Small and Medium Towns	77,16,596	..	4,66,950	72,49,646
(f) Strengthening of State Land Use Board	5,60,921	..	76,010	4,84,911
(g) Strengthening of Public Distribution for Running Mobile Fair Price Shop/Construction of Godown	(-) 15,08,121	..	67,500	(-)15,75,621
(h) National Water Shed Development Programme for Rainfed Agriculture	89,55,825	25,16,000	4,97,780	1,09,74,045
(i) Loans for Co-operation (Womens Coops)	1,22,500	1,22,500
Total : 04-Loans for Centrally Sponsored Plan Schemes	<u>7,07,52,503</u>	<u>25,16,000</u>	<u>97,65,822</u>	<u>6,35,02,681</u>
06 Ways and Means Advances				
101 Ways and Means Advances for Plan Schemes	<u>2,00,00,000</u>	<u>25,00,00,000</u>	<u>2,00,00,000</u>	<u>25,00,00,000</u>
Total : 06-Ways and Means Advances	<u>2,00,00,000</u>	<u>25,00,00,000</u>	<u>2,00,00,000</u>	<u>25,00,00,000</u>
07 Pre-1984-85 Loans				
107 Pre-1979-80 Consolidated Loans for Productive and Semi-productive purposes	2,07,36,000	..	12,96,000	1,94,40,000
108 1979-84 Consolidated Loans	<u>6,71,04,000</u>	..	<u>41,94,000</u>	<u>6,29,10,000</u>
Total : 07 - Pre - 1984-85 Consolidated Loans	<u>8,78,40,000</u>	<u>..</u>	<u>54,90,000</u>	<u>8,23,50,000</u>
Total : 6004 - Loans and Advances from the Central Government	<u>1,87,25,04,853</u>	<u>63,96,80,000</u> #	<u>11,33,80,437</u>	<u>2,39,88,04,416</u>
Total : E - Public Debt	<u>3,57,91,59,684</u>	<u>1,46,72,92,000</u>	<u>14,02,15,447</u>	<u>4,90,62,36,237</u>

STATEMENT NO.16-Concl'd.

Description of Debt	Balance on 1st April, 1999	Additions during the year	Discharge during the year	Balance on 31st March, 2000
1	2	3	4	5
	Rs	Rs	Rs	Rs.
I. Small Savings, Provident Funds, etc.				
(b) Provident Funds				
8009 State Provident Funds				
01 Civil				
101 General Provident Funds	142,12,08,637	55,50,85,860	16,61,72,107	1,81,01,22,390
Total : 8009-State Provident Funds	142,12,08,637	55,50,85,860	16,61,72,107	1,81,01,22,390
Total : (b) Provident Funds	142,12,08,637	55,50,85,860	16,61,72,107	1,81,01,22,390
(c) Other Accounts				
8011 Insurance and Pension Funds				
105 State Government Insurance Funds	2,64,065	2,64,065
107 State Government Employees Group Insurance Scheme	3,60,65,128	1,29,53,008	21,90,013	4,68,28,123
Total : 8011-Insurance and Pension Funds	3,63,29,193	1,29,53,008	21,90,013	4,70,92,188
Total : (C) Other Accounts	3,63,29,193	1,29,53,008	21,90,013	4,70,92,188
Total : I Small Savings Provident Funds, Pension Funds, Group Insurance Schemes	145,75,37,830	56,80,38,868	16,83,62,120	185,72,14,578
GRAND TOTAL	503,66,97,514	203,53,30,868	30,85,77,567	676,34,50,815

* Proforma Correction have been made on the basis of actuals furnished by the Finance Department, Government of Sikkim at the time of reconciliation.

(i) Rs. 6396.80 lakhs does not include Rs. 483.44 lakhs being loans and advances received from Government of India during the year 1999-2000 as the same was not credited in Government Accounts during the year 1999-2000 by Government of Sikkim.
(ii) Rs. 6396.80 lakhs also includes Rs. 365.61 lakhs of previous year i.e., 1998-99 being loans and advances from Government of India but not accounted for on that financial year.
(iii) Rs. 6396.80 lakhs also includes Rs. 20.93 lakhs being the value of materials received in kind in the form of loans and advances from Government of India (Block Loan).

**STATEMENT NO. 17 - DETAILED STATEMENT OF LOANS AND ADVANCES BY
GOVERNMENT**

Head of Account	Balance on 1st April 1999	Advance during the year	Total	Recovered during the year	Balance on 31st March, 2000	Interest received and cre- dited to revenue
1	2	3	4	5	6	7
F. Loans and Advances						
I. Loans for Social Services						
6216 Loans for Housing						
02 Urban Housing						
201 Loans to Housing Board	43,60,000	..	43,60,000	..	43,60,000	..
Total : 6216-Loans for Housing	43,60,000	..	43,60,000	..	43,60,000	..
Total: I-Loans for Social Services	43,60,000	..	43,60,000	..	43,60,000	..
II- Loans for Economic Services						
(i) Agriculture and Allied Services						
6401- Loans for Crop Husbandry						
800 Other Loans (Advances to Cultivators)	15,99,822	..	15,99,822	..	15,99,822	..
Total:6401-Loans for Crop Husbandry	15,99,822	..	15,99,822	..	15,99,822	..
6403 Loans for Animal Husbandry						
103 Poultry Development	3,26,674	..	3,26,674	..	3,26,674	..
105 Piggery Development	4,16,238	..	4,16,238	..	4,16,238	..
190 Loans to Public Sector and Other Under- takings (Sikkim Livestock Development Corporation)	7,92,380	..	7,92,380	..	7,92,380	..
Total 6403 - Loans for Animal Husbandry	15,35,292	..	15,35,292	..	15,35,292	..
6404 Loans for Dairy Development						
102 Dairy Develop- ment Project (Milk Supply Schemes)	13,12,871	..	13,12,871	..	13,12,871	..
Total 6404 - Loans for Dairy Development	13,12,871	..	13,12,871	..	13,12,871	..

STATEMENT No 17. Contd.

Head of Account	Balance on 1st April 1999	Advance during the year	Total	Recovered during the year	Balance on 31st March, 2000	Interest received and cre- dited to revenue
1	2	3	4	5	6	7
6405 Loans for Fisheries						
800 Other Loans	4,77,937	..	4,77,937	..	4,77,937	..
Total-6405 Loans for Fisheries	4,77,937	..	4,77,937	..	4,77,937	..
6406 Loans for Forestry and Wild Life						
101 Forest Conservation, Development and Regeneration. Loans to Wood Working Centre	4,48,747	..	4,48,747	..	4,48,747	..
Total-6406-Loans for Forestry & Wild Life	4,48,747	..	4,48,747	..	4,48,747	..
6425 Loans for Co-operation						
106 Loans to Multipurpose Rural Co-operatives (Sikkim Consumer Co-operatives)	2,27,740	..	2,27,740	..	2,27,740	..
108 Loans to Other Co-operatives	29,96,900	..	29,96,900	2,55,846	27,41,054	..
Total-6425-Loans for Co-operations	32,24,640	..	32,24,640	2,55,846	29,68,794	..
Total-(i)-Loans for Agriculture and Allied Activities	85,99,309	..	85,99,309	2,55,846	83,43,463	..
(ii) Loans for Industry and Minerals						
6851 Loans for Village and Small Industries						
103 Handloom Industries	46,768	..	46,768	..	46,768	..
104 Handicraft Industries	57,066	..	57,066	..	57,066	..
109 Composite Village & Small Industries	33,467	..	33,467	..	33,467	..
200 Other Village Industries	27,684	..	27,684	..	27,684	..
Total-6851-Loans for Village and Small Industries	1,64,985	..	1,64,985	..	1,64,985	..

STATEMENT No 17. Contd.

Head of Account	Balance on 1st April 1999	Advance during the year	Total	Recovered during the year	Balance on 31st March, 2000	Interest received and cre- dited to revenue
1	2	3	4	5	6	7
6860 Loans for Consumer Industries						
60 Others						
600 Others	1,29,71,688	..	1,29,71,688	..	1,29,71,688	..
Total-6860-Loans for Consumer Industries	1,29,71,688	..	1,29,71,688	..	1,29,71,688	..
6885 Loans for Other Industries and Minerals						
01 Loans to Industrial Financial Institutions						
190 Loans to Public Sector and Other undertakings						
(1) Sikkim Jewels	36,12,500	..	36,12,500	..	36,12,500	* ..
(2) SIDICO	2,02,87,000	..	2,02,87,000	..	2,02,87,000	* ..
800 Other Loans	14,14,157	..	14,14,157	..	14,14,157	* ..
Total-6885-Loans for Other Industries and Minerals	2,53,13,657	..	2,53,13,657	..	2,53,13,657	..
Total-(ii)-Loans for Other Industry and Minerals	3,84,50,330	..	3,84,50,330	..	3,84,50,330	..
(iii) Loans for Transport						
7075 Loans for Other Transport Services						
60 Other Transport Services						
800 Other Loans	1,37,857	..	1,37,857	..	1,37,857	..
Total 7075-Loans for Other Transport Services	1,37,857	..	1,37,857	..	1,37,857	..
Total-(iii)-Loans for Transport	1,37,857	..	1,37,857	..	1,37,857	..
IV - Loans for General Economic Services						
7452- Loans for Tourism						
01 Tourist Infrastructure						
190 Loans to Public Sector and Other Undertakings	1,680	..	1,680	..	1,680	..
Total-7452-Loans for Tourism	1,680	..	1,680	..	1,680	..
Total(iv)Loans for General Economic Services	1,680	..	1,680	..	1,680	..
Total-II-Loans for Economic Services	4,71,89,176	..	4,71,89,176	2,55,846	4,69,33,330	..

STATEMENT No 17. Concl'd.

Head of Account	Balance on 1st April 1999	Advance during the year	Total	Recovered during the year	Balance on 31st March, 2000	Interest received and cre- dited to revenue
1	2	3	4	5	6	7
III. Loans to Government Servants						
7610 Loans to Government Servants etc.						
201 House Building Advances	4,23,14,373	1,13,73,517	5,36,87,890	1,00,41,656	4,36,46,234	..
202 Advances for Purchase of Motor Conveyance	(-)1,34,445	..	(-)1,34,445	3,17,076	(-)4,51,521	..
800 Other Advances	76,290	(-)76,290	..
Total-7610-Loans to Govt Servants, Etc.	<u>4,21,79,928</u>	<u>1,13,73,517</u>	<u>5,35,53,445</u>	<u>1,04,35,022</u>	<u>4,31,18,423</u>	..
Total-III-Loans to Government Servants	<u>4,21,79,928</u>	<u>1,13,73,517</u>	<u>5,35,53,445</u>	<u>1,04,35,022</u>	<u>4,31,18,423</u>	..
IV. Miscellaneous Loans						
7615 Miscellaneous Loans						
202 Miscellaneous Loans	<u>50,33,386</u>	..	<u>50,33,386</u>	..	<u>50,33,386</u>	..
Total-7615-Miscellaneous Loans	<u>50,33,386</u>	..	<u>50,33,386</u>	..	<u>50,33,386</u>	..
Total-IV-Miscellaneous Loans	<u>50,33,386</u>	..	<u>50,33,386</u>	..	<u>50,33,386</u>	..
Total F - Loans and Advances	<u>9,87,62,490</u>	<u>1,13,73,517</u>	<u>11,01,36,007</u>	<u>1,06,90,868</u>	<u>9,94,45,139</u>	..

*Figures of outstanding loans of Sikkim Jewels and SIDICO have been rectified after reconciliation.

**STATEMENT NO.18 - STATEMENT SHOWING THE DETAILS OF EARMARKED BALANCES
A-SINKING FUND AND FAMINE RELIEF FUND**

8222 SINKING FUNDS			
01-APPROPRIATION FOR REDUCTION OR AVOIDANCE OF DEBT			
101 SINKING UND			
	Rs.		Rs.
Balance as on 1 st April, 1999	5,91,06,000	Amount transferred to Miscellaneous Government Account	..
Amount appropriated from Revenue during 1999-2000	4,19,73,000	Balance as on 31 st March 2000(A)	10,10,79,000
Interest on Investment
Total	<u>10,10,79,000</u>	Total	<u>10,10,79,000</u>
		(A) Cash	10,10,79,000
		Investment	..
		TOTAL ACCOUNT	<u>10,10,79,000</u>

02 SINKING FUND - INVESTMENT ACCOUNT
101 SINKING FUND - INVESTMENT ACCOUNT

	Rs.		Rs.
Balance as on 1 st April 1999	..	Sale of Securities	..
Purchase of Securities	..	Balance as on 31 st March, 2000	..
Total	<u>..</u>	Total	<u>..</u>

8223 FAMINE RELIEF FUND

101 FAMINE RELIEF FUND

	Rs.		Rs.
Balance as on 1 st April 1999	33,800	Amount transferred to Miscellaneous/Government Account	..
Interest Receipts	..	Balance as on 31 st March 2000(A)	33,800
Total	<u>33,800</u>	Total	<u>33,800</u>
		(A) Cash	33,800
		Investment	..
			<u>33,800</u>

8223 FAMINE RELIEF FUND

102 - FAMINE RELIEF FUND - INVESTMENT ACCOUNT

	Rs.		Rs.
Balance as on 1 st April 1999	..	Sale of Securities	..
Purchase of Securities	..	Balance as on 31 st March, 2000	..
Total	<u>..</u> **	Total	<u>..</u> **


* As per recommendation of 10th Finance Commission State Government transferred fund from Revenue from the year 1997-98 onwards for the purpose of establishment of Sinking Fund. But the Sinking Fund was created by the State Government from the year 1999-2000 vide notification No. 3/Finance/Accounts dated 31.8.1999. At the end of 31st March 2000 no investment has so far been made by State Government out of the Balance available in the Sinking Fund.


** Famine Relief Fund was created by the State Government during the Year 1988-89 but no investment has so far been made by State Government.

STATEMENT NO.18 - Concl'd

B.OTHER FUNDS

Name of the Reserve Fund (1)	Balance as on 1 st April 1999			Balance as on 31 st March 2000		
	Cash (2) Rs	Investment (3) Rs	Total (4) Rs	Cash (5) Rs	Investment (6) Rs	Total (7) Rs
8235 General and Other Reserve Funds.						
111 Calamities Relief Fund	2,27,29,423	..	2,27,29,423	6,10,30,306	..	6,10,30,306
200 Other Funds						
Special Fund for Compensatory Aforestation	56,98,657	..	56,98,657	3,51,79,761	..	3,51,79,761
	<u>2,84,28,080</u>	<u>..</u>	<u>2,84,28,080</u>	<u>9,62,10,067</u>	<u>..</u>	<u>9,62,10,067</u>





ERRATA TO FINANCE ACCOUNTS OF GOVERNMENT OF SIKKIM FOR 1999-2000

Page	Line	Column	For	Read
8	8 from top	2	Consolidate	Consolidated
9	3 from bottom	2	Sale of POC	Sale of POL
14	21 from bottom	-	there	these
17	8 from bottom	-	Gurantee	Guarantee
21	17 from bottom	1	Statmps	Stamps
35	5 from top	-	Statistics	Statistics
39	16 from bottom	1,2	001 Direction and Administration	001 Direction and Administration 62,16,472
39	15 from bottom	1,2	101 Jails 62,16,472	101 Jails -
55	16 from top	1	Rajgar	Rojgar
61	8 from top	5	1.06.43.692	1,06,43,692
64	19 from bottom	1	Corportation	Corporation
66	5 from bottom	5	2,70,89,73	2,70,89,73,270
84	5 from top	1	Internal Debts the of State Government	Internal Debts of the State Government
84	7 from bottom	4	353.00	(-) 353.00
97	3 from top		101 SINKING UND	101 SINKING FUND

